



CHAMPIONSHIP RACES & LOTUS FESTIVAL

Snetterton 300 Circuit

25th & 26th June 2011



Results Provided by Timing Solutions Ltd
www.tsl-timing.com

The Performance Direct Radical Clubman's Cup

QUALIFYING - RACE 1 - CLASSIFICATION

POS	NO	CL	NAME	ENTRY	TIME	ON	LAPS	GAP	DIFF	MPH
1	15	S	Alice POWELL	Radical SR3	2:01.378	7	10			88.05
2	22	S	David JACOBS	Radical SR3	2:01.411	7	10	0.033	0.033	88.03
3	69	S	Darron ANLEY	Radical SR3	2:02.022	8	9	0.644	0.611	87.59
4	27	S	Nick PANTELLI	Radical SR3	2:02.305	9	10	0.927	0.283	87.38
5	90	P	Fredrik MOBERG	Radical PR6	2:03.545	7	9	2.167	1.240	86.51
6	5	P	Mark ABBOTT	Radical PR6	2:04.532	9	9	3.154	0.987	85.82
7	6	S	Andy CUMMINGS	Radical SR3	2:04.886	9	9	3.508	0.354	85.58
8	74	S	James ABBOTT	Radical SR3	2:04.926	8	9	3.548	0.040	85.55
9	21	S	Bradley SMITH	Radical SR3	2:05.767	9	10	4.389	0.841	84.98
10	2	S	Steve BURGESS	Radical SR3	2:06.051	8	9	4.673	0.284	84.79
11	24	S	James BIRCH	Radical SR3	2:06.187	5	9	4.809	0.136	84.70
12	39	S	Paul MARSHAM	Radical SR3	2:06.524	4	10	5.146	0.337	84.47
13	67	S	Gary KANE	Radical SR3	2:06.617	8	9	5.239	0.093	84.41
14	53	S	Tim PORTER	Radical SR3	2:07.563	8	9	6.185	0.946	83.78
15	77	S	Gary BAXTER	Radical SR3	2:07.948	9	9	6.570	0.385	83.53
16	44	S	Bander ALIREZA	Radical SR3	2:08.299	6	9	6.921	0.351	83.30
17	25	S	Andy HARWOOD	Radical SR3	2:08.659	9	9	7.281	0.360	83.07
18	66	S	Timothy LYONS	Radical SR3	2:09.029	7	7	7.651	0.370	82.83
19	26	P	Mark BOOT	Radical PR6	2:09.083	8	9	7.705	0.054	82.80
20	7	P	Bill HENDERSON	Radical PR6	2:09.208	9	9	7.830	0.125	82.71
21	13	P	Simon GARMSTON	Radical PR6	2:09.323	9	9	7.945	0.115	82.64
22	3	S	Nigel PLACE	Radical SR3	2:09.751	8	9	8.373	0.428	82.37
23	95	P	Richard STABLES	Radical PR6	2:09.833	8	9	8.455	0.082	82.32
24	94	P	David SODERLUND	Radical PR6	2:10.290	2	3	8.912	0.457	82.03
25	14	S	John MacLEOD	Radical SR3	2:10.527	9	9	9.149	0.237	81.88
26	19	S	Shaun MELLORS	Radical SR3	2:11.925	8	8	10.547	1.398	81.01
27	23	S	David BURKE	Radical SR3	2:12.005	8	9	10.627	0.080	80.96
28	91	S	David FRANKLAND	Radical SR3	2:12.923	8	8	11.545	0.918	80.40
29	8	C	Jon MORRIS	Radical Clubsport	2:14.688	8	9	13.310	1.765	79.35
30	88	C	Jenifer RIDGWAY	Radical SR4	2:18.350	8	8	16.972	3.662	77.25
31	11	C	Ian CHARLES	Radical Clubsport	2:19.365	8	8	17.987	1.015	76.69

Weather / Track : Cloudy / Wet
 These results are provisional until the conclusion of any judicial and technical matters.

Snetterton 300
 Circuit Length = 2.9689 miles
 Start: 09:44 End: 10:06

Clerk of Course :	Timekeeper :
-------------------	--------------

The Performance Direct Radical Clubman's Cup

QUALIFYING - RACE 1 - LAP ANALYSIS

2	Steve BURGESS			S Radical SR3			
1 -	2:34.945	+ 28.894	9:46:57.962	6 -	2:10.019	+ 3.968	9:58:00.288
2 -	2:16.554	+ 10.503	9:49:14.516	7 -	2:16.131	+ 10.080	10:00:16.419
3 -	2:11.295	+ 5.244	9:51:25.811	8 -	2:06.051		10:02:22.470
4 -	2:13.237	+ 7.186	9:53:39.048	9 -	2:15.553	+ 9.502	10:04:38.023
5 -	2:11.221	+ 5.170	9:55:50.269				
3	Nigel PLACE			S Radical SR3			
1 -	2:31.081	+ 21.330	9:46:58.632	6 -	2:09.843	+ 0.092	9:58:01.338
2 -	2:16.665	+ 6.914	9:49:15.297	7 -	2:10.121	+ 0.370	10:00:11.459
3 -	2:13.823	+ 4.072	9:51:29.120	8 -	2:09.751		10:02:21.210
4 -	2:11.248	+ 1.497	9:53:40.368	9 -	2:10.333	+ 0.582	10:04:31.543
5 -	2:11.127	+ 1.376	9:55:51.495				
5	Mark ABBOTT			P Radical PR6			
1 -	2:35.723	+ 31.191	9:47:10.481	6 -	2:05.673	+ 1.141	9:58:02.513
2 -	2:17.735	+ 13.203	9:49:28.216	7 -	2:08.278	+ 3.746	10:00:10.791
3 -	2:11.868	+ 7.336	9:51:40.084	8 -	2:09.537	+ 5.005	10:02:20.328
4 -	2:09.085	+ 4.553	9:53:49.169	9 -	2:04.532		10:04:24.860
5 -	2:07.671	+ 3.139	9:55:56.840				
6	Andy CUMMINGS			S Radical SR3			
1 -	2:23.651	+ 18.765	9:48:12.635	6 -	2:07.079	+ 2.193	9:59:10.516
2 -	2:15.448	+ 10.562	9:50:28.083	7 -	2:14.949	+ 10.063	10:01:25.465
3 -	2:11.775	+ 6.889	9:52:39.858	8 -	2:06.863	+ 1.977	10:03:32.328
4 -	2:11.004	+ 6.118	9:54:50.862	9 -	2:04.886		10:05:37.214
5 -	2:12.575	+ 7.689	9:57:03.437				
7	Bill HENDERSON			P Radical PR6			
1 -	2:43.945	+ 34.737	9:47:13.461	6 -	2:13.720	+ 4.512	9:58:39.766
2 -	2:23.138	+ 13.930	9:49:36.599	7 -	2:09.342	+ 0.134	10:00:49.108
3 -	2:16.700	+ 7.492	9:51:53.299	8 -	2:10.322	+ 1.114	10:02:59.430
4 -	2:16.433	+ 7.225	9:54:09.732	9 -	2:09.208		10:05:08.638
5 -	2:16.314	+ 7.106	9:56:26.046				
8	Jon MORRIS			C Radical Clubsport			
1 -	2:36.308	+ 21.620	9:47:31.259	6 -	2:16.350	+ 1.662	9:59:20.056
2 -	2:24.172	+ 9.484	9:49:55.431	7 -	2:16.079	+ 1.391	10:01:36.135
3 -	2:18.880	+ 4.192	9:52:14.311	8 -	2:14.688		10:03:50.823
4 -	2:20.291	+ 5.603	9:54:34.602	9 -	2:16.184	+ 1.496	10:06:07.007
5 -	2:29.104	+ 14.416	9:57:03.706				
11	Ian CHARLES			C Radical Clubsport			
1 -	2:52.649	+ 33.284	9:48:20.030	5 -	2:32.059	+ 12.694	9:57:56.660
2 -	2:23.186	+ 3.821	9:50:43.216	6 -	2:26.192	+ 6.827	10:00:22.852
3 -	2:20.567	+ 1.202	9:53:03.783	7 -	2:20.517	+ 1.152	10:02:43.369
4 -	2:20.818	+ 1.453	9:55:24.601	8 -	2:19.365		10:05:02.734
13	Simon GARMSTON			P Radical PR6			
1 -	2:49.253	+ 39.930	9:47:25.870	6 -	2:25.758	+ 16.435	9:59:35.470
2 -	2:27.609	+ 18.286	9:49:53.479	7 -	2:15.890	+ 6.567	10:01:51.360
3 -	2:25.811	+ 16.488	9:52:19.290	8 -	2:17.881	+ 8.558	10:04:09.241
4 -	2:29.858	+ 20.535	9:54:49.148	9 -	2:09.323		10:06:18.564
5 -	2:20.564	+ 11.241	9:57:09.712				
14	John MacLEOD			S Radical SR3			
1 -	2:38.471	+ 27.944	9:47:58.313	6 -	2:13.585	+ 3.058	9:59:23.472
2 -	2:21.047	+ 10.520	9:50:19.360	7 -	2:12.657	+ 2.130	10:01:36.129
3 -	2:19.721	+ 9.194	9:52:39.081	8 -	2:12.229	+ 1.702	10:03:48.358
4 -	2:16.680	+ 6.153	9:54:55.761	9 -	2:10.527		10:05:58.885
5 -	2:14.126	+ 3.599	9:57:09.887				

Weather / Track : Cloudy / Wet

Snetterton 300
Circuit Length = 2.9689 miles
Start: 09:44 End: 10:06

The Performance Direct Radical Clubman's Cup

QUALIFYING - RACE 1 - LAP ANALYSIS

15	Alice POWELL			S Radical SR3			
1 -	2:30.727	+ 29.349	9:47:08.406	6 -	2:02.529	+ 1.151	9:57:37.174
2 -	2:11.666	+ 10.288	9:49:20.072	7 -	2:01.378		9:59:38.552
3 -	2:07.181	+ 5.803	9:51:27.253	8 -	2:11.141	+ 9.763	10:01:49.693
4 -	2:05.067	+ 3.689	9:53:32.320	9 -	2:02.082	+ 0.704	10:03:51.775
5 -	2:02.325	+ 0.947	9:55:34.645	10 -	2:02.591	+ 1.213	10:05:54.366
19	Shaun MELLORS			S Radical SR3			
1 -	2:37.185	+ 25.260	9:47:26.079	5 -	2:13.808	+ 1.883	9:56:38.941
2 -	2:24.479	+ 12.554	9:49:50.558	6 -	3:59.315 P	+ 1:47.390	10:00:38.256
3 -	2:18.116	+ 6.191	9:52:08.674	7 -	2:16.795	+ 4.870	10:02:55.051
4 -	2:16.459	+ 4.534	9:54:25.133	8 -	2:11.925		10:05:06.976
21	Bradley SMITH			S Radical SR3			
1 -	2:21.014	+ 15.247	9:46:42.008	6 -	2:07.995	+ 2.228	9:57:21.538
2 -	2:08.395	+ 2.628	9:48:50.403	7 -	2:06.528	+ 0.761	9:59:28.066
3 -	2:07.124	+ 1.357	9:50:57.527	8 -	2:07.798	+ 2.031	10:01:35.864
4 -	2:07.237	+ 1.470	9:53:04.764	9 -	2:05.767		10:03:41.631
5 -	2:08.779	+ 3.012	9:55:13.543	10 -	2:06.647	+ 0.880	10:05:48.278
22	David JACOBS			S Radical SR3			
1 -	2:23.211	+ 21.800	9:47:10.576	6 -	2:02.287	+ 0.876	9:57:37.933
2 -	2:10.215	+ 8.804	9:49:20.791	7 -	2:01.411		9:59:39.344
3 -	2:06.889	+ 5.478	9:51:27.680	8 -	2:21.797	+ 20.386	10:02:01.141
4 -	2:05.440	+ 4.029	9:53:33.120	9 -	2:02.742	+ 1.331	10:04:03.883
5 -	2:02.526	+ 1.115	9:55:35.646	10 -	2:02.884	+ 1.473	10:06:06.767
23	David BURKE			S Radical SR3			
1 -	2:40.040	+ 28.035	9:47:04.979	6 -	2:12.368	+ 0.363	9:58:19.333
2 -	2:20.217	+ 8.212	9:49:25.196	7 -	2:13.620	+ 1.615	10:00:32.953
3 -	2:14.696	+ 2.691	9:51:39.892	8 -	2:12.005		10:02:44.958
4 -	2:13.970	+ 1.965	9:53:53.862	9 -	2:14.384	+ 2.379	10:04:59.342
5 -	2:13.103	+ 1.098	9:56:06.965				
24	James BIRCH			S Radical SR3			
1 -	3:06.236	+ 1:00.049	9:48:10.962	6 -	2:35.786	+ 29.599	9:59:26.095
2 -	2:15.153	+ 8.966	9:50:26.115	7 -	2:06.641	+ 0.454	10:01:32.736
3 -	2:09.829	+ 3.642	9:52:35.944	8 -	2:06.759	+ 0.572	10:03:39.495
4 -	2:08.178	+ 1.991	9:54:44.122	9 -	2:06.283	+ 0.096	10:05:45.778
5 -	2:06.187		9:56:50.309				
25	Andy HARWOOD			S Radical SR3			
1 -	2:37.117	+ 28.458	9:47:07.745	6 -	2:10.592	+ 1.933	9:58:18.389
2 -	2:21.967	+ 13.308	9:49:29.712	7 -	2:10.185	+ 1.526	10:00:28.574
3 -	2:14.863	+ 6.204	9:51:44.575	8 -	2:10.454	+ 1.795	10:02:39.028
4 -	2:11.470	+ 2.811	9:53:56.045	9 -	2:08.659		10:04:47.687
5 -	2:11.752	+ 3.093	9:56:07.797				
26	Mark BOOT			P Radical PR6			
1 -	2:47.892	+ 38.809	9:47:57.320	6 -	2:12.214	+ 3.131	9:59:20.298
2 -	2:20.974	+ 11.891	9:50:18.294	7 -	2:09.567	+ 0.484	10:01:29.865
3 -	2:17.270	+ 8.187	9:52:35.564	8 -	2:09.083		10:03:38.948
4 -	2:15.539	+ 6.456	9:54:51.103	9 -	2:11.730	+ 2.647	10:05:50.678
5 -	2:16.981	+ 7.898	9:57:08.084				
27	Nick PANTELLI			S Radical SR3			
1 -	2:24.497	+ 22.192	9:47:11.116	6 -	2:05.353	+ 3.048	9:57:52.499
2 -	2:10.174	+ 7.869	9:49:21.290	7 -	2:03.938	+ 1.633	9:59:56.437
3 -	2:08.107	+ 5.802	9:51:29.397	8 -	2:03.122	+ 0.817	10:01:59.559
4 -	2:09.450	+ 7.145	9:53:38.847	9 -	2:02.305		10:04:01.864
5 -	2:08.299	+ 5.994	9:55:47.146	10 -	2:04.101	+ 1.796	10:06:05.965

Weather / Track : Cloudy / Wet

Snetterton 300
Circuit Length = 2.9689 miles
Start: 09:44 End: 10:06

The Performance Direct Radical Clubman's Cup

QUALIFYING - RACE 1 - LAP ANALYSIS

39	Paul MARSHAM		S Radical SR3				
1 -	2:27.965	+ 21.441	9:46:45.104	6 -	2:06.621	+ 0.097	9:57:20.477
2 -	2:07.889	+ 1.365	9:48:52.993	7 -	2:09.835	+ 3.311	9:59:30.312
3 -	2:06.590	+ 0.066	9:50:59.583	8 -	2:13.288	+ 6.764	10:01:43.600
4 -	2:06.524		9:53:06.107	9 -	2:08.062	+ 1.538	10:03:51.662
5 -	2:07.749	+ 1.225	9:55:13.856	10 -	2:07.718	+ 1.194	10:05:59.380
44	Bander ALIREZA		S Radical SR3				
1 -	2:28.562	+ 20.263	9:47:31.515	6 -	2:08.299		9:58:47.484
2 -	2:16.000	+ 7.701	9:49:47.515	7 -	2:08.615	+ 0.316	10:00:56.099
3 -	2:28.481	+ 20.182	9:52:15.996	8 -	2:08.357	+ 0.058	10:03:04.456
4 -	2:13.454	+ 5.155	9:54:29.450	9 -	2:10.234	+ 1.935	10:05:14.690
5 -	2:09.735	+ 1.436	9:56:39.185				
53	Tim PORTER		S Radical SR3				
1 -	2:46.011	+ 38.448	9:47:25.276	6 -	2:11.609	+ 4.046	9:58:42.177
2 -	2:20.272	+ 12.709	9:49:45.548	7 -	2:13.542	+ 5.979	10:00:55.719
3 -	2:17.830	+ 10.267	9:52:03.378	8 -	2:07.563		10:03:03.282
4 -	2:14.347	+ 6.784	9:54:17.725	9 -	2:08.001	+ 0.438	10:05:11.283
5 -	2:12.843	+ 5.280	9:56:30.568				
66	Timothy LYONS		S Radical SR3				
1 -	2:42.451	+ 33.422	9:47:50.934	5 -	2:13.944	+ 4.915	9:56:54.916
2 -	2:18.675	+ 9.646	9:50:09.609	6 -	2:13.046	+ 4.017	9:59:07.962
3 -	2:17.113	+ 8.084	9:52:26.722	7 -	2:09.029		10:01:16.991
4 -	2:14.250	+ 5.221	9:54:40.972				
67	Gary KANE		S Radical SR3				
1 -	2:31.052	+ 24.435	9:47:27.233	6 -	2:10.594	+ 3.977	9:58:31.444
2 -	2:13.620	+ 7.003	9:49:40.853	7 -	2:08.645	+ 2.028	10:00:40.089
3 -	2:09.775	+ 3.158	9:51:50.628	8 -	2:06.617		10:02:46.706
4 -	2:21.101	+ 14.484	9:54:11.729	9 -	2:06.734	+ 0.117	10:04:53.440
5 -	2:09.121	+ 2.504	9:56:20.850				
69	Darron ANLEY		S Radical SR3				
1 -	2:31.521	+ 29.499	9:47:05.223	6 -	2:03.417	+ 1.395	9:58:03.044
2 -	2:11.447	+ 9.425	9:49:16.670	7 -	2:19.699	+ 17.677	10:00:22.743
3 -	2:09.628	+ 7.606	9:51:26.298	8 -	2:02.022		10:02:24.765
4 -	2:27.950	+ 25.928	9:53:54.248	9 -	2:09.540	+ 7.518	10:04:34.305
5 -	2:05.379	+ 3.357	9:55:59.627				
74	James ABBOTT		S Radical SR3				
1 -	2:24.291	+ 19.365	9:46:39.373	6 -	2:07.264	+ 2.338	9:58:02.054
2 -	2:05.594	+ 0.668	9:48:44.967	7 -	2:16.589	+ 11.663	10:00:18.643
3 -	2:53.956	+ 49.030	9:51:38.923	8 -	2:04.926		10:02:23.569
4 -	2:09.342	+ 4.416	9:53:48.265	9 -	2:09.278	+ 4.352	10:04:32.847
5 -	2:06.525	+ 1.599	9:55:54.790				
77	Gary BAXTER		S Radical SR3				
1 -	2:36.567	+ 28.619	9:46:56.906	6 -	2:10.182	+ 2.234	9:58:08.083
2 -	2:21.351	+ 13.403	9:49:18.257	7 -	2:11.825	+ 3.877	10:00:19.908
3 -	2:16.880	+ 8.932	9:51:35.137	8 -	2:10.425	+ 2.477	10:02:30.333
4 -	2:10.644	+ 2.696	9:53:45.781	9 -	2:07.948		10:04:38.281
5 -	2:12.120	+ 4.172	9:55:57.901				
88	Jenifer RIDGWAY		C Radical SR4				
1 -	2:49.510	+ 31.160	9:47:35.017	5 -	2:22.992	+ 4.642	9:57:46.887
2 -	2:30.108	+ 11.758	9:50:05.125	6 -	2:21.833	+ 3.483	10:00:08.720
3 -	2:54.263	+ 35.913	9:52:59.388	7 -	2:24.057	+ 5.707	10:02:32.777
4 -	2:24.507	+ 6.157	9:55:23.895	8 -	2:18.350		10:04:51.127

Weather / Track : Cloudy / Wet

Snetterton 300
Circuit Length = 2.9689 miles
Start: 09:44 End: 10:06

The Performance Direct Radical Clubman's Cup
QUALIFYING - RACE 1 - LAP ANALYSIS


90	Fredrik MOBERG			P Radical PR6			
1 -	2:36.242	+ 32.697	9:47:48.164	6 -	2:04.641	+ 1.096	9:58:27.698
2 -	2:10.664	+ 7.119	9:49:58.828	7 -	2:03.545		10:00:31.243
3 -	2:10.662	+ 7.117	9:52:09.490	8 -	2:04.611	+ 1.066	10:02:35.854
4 -	2:05.459	+ 1.914	9:54:14.949	9 -	2:09.560	+ 6.015	10:04:45.414
5 -	2:08.108	+ 4.563	9:56:23.057				
91	David FRANKLAND			S Radical SR3			
1 -	2:33.406	+ 20.483	9:49:32.441	5 -	2:15.975	+ 3.052	9:58:41.498
2 -	2:20.239	+ 7.316	9:51:52.680	6 -	2:13.734	+ 0.811	10:00:55.232
3 -	2:16.036	+ 3.113	9:54:08.716	7 -	2:14.911	+ 1.988	10:03:10.143
4 -	2:16.807	+ 3.884	9:56:25.523	8 -	2:12.923		10:05:23.066
94	David SODERLUND			P Radical PR6			
1 -	2:22.416	+ 12.126	9:47:35.405	3 -	2:11.578	+ 1.288	9:51:57.273
2 -	2:10.290		9:49:45.695				
95	Richard STABLES			P Radical PR6			
1 -	2:34.616	+ 24.783	9:46:52.805	6 -	2:10.073	+ 0.240	9:57:59.737
2 -	2:15.577	+ 5.744	9:49:08.382	7 -	2:10.744	+ 0.911	10:00:10.481
3 -	2:15.174	+ 5.341	9:51:23.556	8 -	2:09.833		10:02:20.314
4 -	2:14.452	+ 4.619	9:53:38.008	9 -	2:14.017	+ 4.184	10:04:34.331
5 -	2:11.656	+ 1.823	9:55:49.664				

Weather / Track : Cloudy / Wet

Snetterton 300
 Circuit Length = 2.9689 miles
 Start: 09:44 End: 10:06

The Performance Direct Radical Clubman's Cup

RACE 1 - GRID

ROW 16		2:19.365 11 Ian CHARLES	
ROW 15	2:14.688 8 Jon MORRIS		2:18.350 88 Jenifer RIDGWAY
ROW 14		2:12.005 23 David BURKE	2:12.923 91 David FRANKLAND
ROW 13	2:10.527 14 John MacLEOD		2:11.925 19 Shaun MELLORS
ROW 12		2:09.833 95 Richard STABLES	2:10.290 94 David SODERLUND
ROW 11	2:09.323 13 Simon GARMSTON		2:09.751 3 Nigel PLACE
ROW 10		2:09.083 26 Mark BOOT	2:09.208 7 Bill HENDERSON
ROW 9	2:08.659 25 Andy HARWOOD		2:09.029 66 Timothy LYONS
ROW 8		2:07.948 77 Gary BAXTER	2:08.299 44 Bander ALIREZA
ROW 7	2:06.617 67 Gary KANE		2:07.563 53 Tim PORTER
ROW 6		2:06.187 24 James BIRCH	2:06.524 39 Paul MARSHAM
ROW 5	2:05.767 21 Bradley SMITH		2:06.051 2 Steve BURGESS
ROW 4		2:04.886 6 Andy CUMMINGS	2:04.926 74 James ABBOTT
ROW 3	2:03.545 90 Fredrik MOBERG		2:04.532 5 Mark ABBOTT
ROW 2		2:02.022 69 Darron ANLEY	2:02.305 27 Nick PANTELLI
ROW 1	2:01.378 15 Alice POWELL		2:01.411 22 David JACOBS
Pole			
			

Snetterton 300
Circuit Length = 2.9689 miles

These results are provisional until the conclusion of any judicial and technical matters.

Clerk of Course :		Timekeeper :
-------------------	--	--------------

The Performance Direct Radical Clubman's Cup

RACE 3 - GRID

ROW 16		2:21.833 88 Jenifer RIDGWAY	
ROW 15	2:16.079 8 Jon MORRIS		2:20.517 11 Ian CHARLES
ROW 14		2:13.808 19 Shaun MELLORS	2:15.890 13 Simon GARMSTON
ROW 13	2:13.046 66 Timothy LYONS		2:13.734 91 David FRANKLAND
ROW 12		2:12.229 14 John MacLEOD	2:12.368 23 David BURKE
ROW 11	2:10.185 25 Andy HARWOOD		2:11.578 94 David SODERLUND
ROW 10		2:10.073 95 Richard STABLES	2:10.182 77 Gary BAXTER
ROW 9	2:09.843 3 Nigel PLACE		2:10.019 2 Steve BURGESS
ROW 8		2:09.342 7 Bill HENDERSON	2:09.567 26 Mark BOOT
ROW 7	2:08.001 53 Tim PORTER		2:08.357 44 Bander ALIREZA
ROW 6		2:06.734 67 Gary KANE	2:06.863 6 Andy CUMMINGS
ROW 5	2:06.528 21 Bradley SMITH		2:06.590 39 Paul MARSHAM
ROW 4		2:05.673 5 Mark ABBOTT	2:06.283 24 James BIRCH
ROW 3	2:04.611 90 Fredrik MOBERG		2:05.594 74 James ABBOTT
ROW 2		2:03.122 27 Nick PANTELLI	2:03.417 69 Darron ANLEY
ROW 1	2:02.082 15 Alice POWELL		2:02.287 22 David JACOBS
Pole			

Snetterton 300
Circuit Length = 2.9689 miles

These results are provisional until the conclusion of any judicial and technical matters.

Clerk of Course :		Timekeeper :
-------------------	--	--------------

The Performance Direct Radical Clubman's Cup

RACE 1 - CLASSIFICATION

POS	NO	CL	NAME	ENTRY	LAPS	TIME	GAP	DIFF	MPH	BEST	ON
1	15	S	Alice POWELL	Radical SR3	11	20:47.036			94.27	1:51.526	8
2	90	P	Fredrik MOBERG	Radical PR6	11	20:51.432	4.396	4.396	93.94	1:51.623	5
3	69	S	Darron ANLEY	Radical SR3	11	20:53.020	5.984	1.588	93.82	1:51.839	7
4	94	P	David SODERLUND	Radical PR6	11	21:10.239	23.203	17.219	92.55	1:52.590	10
5	22	S	David JACOBS	Radical SR3	11	21:18.414	31.378	8.175	91.96	1:54.584	8
6	67	S	Gary KANE	Radical SR3	11	21:19.236	32.200	0.822	91.90	1:53.701	9
7	5	P	Mark ABBOTT	Radical PR6	11	21:19.911	32.875	0.675	91.85	1:54.649	8
8	44	S	Bander ALIREZA	Radical SR3	11	21:20.276	33.240	0.365	91.83	1:53.948	9
9	39	S	Paul MARSHAM	Radical SR3	11	21:20.466	33.430	0.190	91.81	1:53.554	9
10	21	S	Bradley SMITH	Radical SR3	11	21:21.811	34.775	1.345	91.72	1:54.459	8
11	74	S	James ABBOTT	Radical SR3	11	21:27.340	40.304	5.529	91.32	1:53.752	8
12	26	P	Mark BOOT	Radical PR6	11	21:30.895	43.859	3.555	91.07	1:54.407	9
13	3	S	Nigel PLACE	Radical SR3	11	21:31.459	44.423	0.564	91.03	1:54.168	6
14	2	S	Steve BURGESS	Radical SR3	11	21:34.866	47.830	3.407	90.79	1:55.016	10
15	6	S	Andy CUMMINGS	Radical SR3	11	21:35.358	48.322	0.492	90.76	1:54.484	10
16	27	S	Nick PANTELLI	Radical SR3	11	21:35.649	48.613	0.291	90.74	1:53.506	5
17	77	S	Gary BAXTER	Radical SR3	11	21:44.543	57.507	8.894	90.12	1:55.884	10
18	7	P	Bill HENDERSON	Radical PR6	11	21:46.789	59.753	2.246	89.96	1:55.671	8
19	95	P	Richard STABLES	Radical PR6	11	21:46.896	59.860	0.107	89.96	1:55.692	9
20	13	P	Simon GARMSTON	Radical PR6	11	22:03.021	1:15.985	16.125	88.86	1:55.216	8
21	14	S	John MacLEOD	Radical SR3	11	22:24.990	1:37.954	21.969	87.41	1:58.907	8
22	91	S	David FRANKLAND	Radical SR3	11	22:30.642	1:43.606	5.652	87.04	1:59.727	8
23	19	S	Shaun MELLORS	Radical SR3	11	22:32.781	1:45.745	2.139	86.90	1:59.710	10
24	53	S	Tim PORTER	Radical SR3	11	22:39.514	1:52.478	6.733	86.47	1:58.573	11
25	24	S	James BIRCH	Radical SR3	11	22:57.535	2:10.499	18.021	85.34	1:54.304	9
26	8	C	Jon MORRIS	Radical Clubsport	10	21:07.145	1 lap	1 lap	84.34	2:03.748	3
27	23	S	David BURKE	Radical SR3	10	21:25.035	1 lap	17.890	83.17	2:03.594	7
28	11	C	Ian CHARLES	Radical Clubsport	10	21:30.538	1 lap	5.503	82.81	2:04.893	7
29	88	C	Jenifer RIDGWAY	Radical SR4	10	21:44.546	1 lap	14.008	81.92	2:04.226	9
30	25	S	Andy HARWOOD	Radical SR3	9	21:13.265	2 laps	1 lap	75.54	1:56.353	4

FASTEST LAP

15	S	Alice POWELL	Radical SR3	8	1:51.526	95.83 mph	154.23 kph
90	P	Fredrik MOBERG	Radical PR6	5	1:51.623	95.75 mph	154.09 kph
8	C	Jon MORRIS	Radical Clubsport	3	2:03.748	86.36 mph	138.99 kph

Weather / Track : Cloudy / Dry

These results are provisional until the conclusion of any judicial and technical matters.

Snetterton 300

Circuit Length = 2.9689 miles

Start: 12:42 End: 13:06

Clerk of Course :	Timekeeper :
-------------------	--------------

The Performance Direct Radical Clubman's Cup

RACE 1 - LAP CHART

Lap 1			Lap 2			Lap 3			Lap 4			Lap 5		
No	Behind	Laptime	No	Behind	Laptime	No	Behind	Laptime	No	Behind	Laptime	No	Behind	Laptime
15		2:00.555	15		1:54.088	15		1:52.720	15		1:52.972	15		1:52.585
69	0.850	2:01.405	69	0.365	1:53.603	90	0.352	1:52.403	90	2.702	1:55.322	90	1.740	1:51.623
90	1.280	2:01.835	90	0.669	1:53.477	69	2.307	1:54.662	69	3.128	1:53.793	69	3.090	1:52.547
22	2.549	2:03.104	22	3.104	1:54.643	22	7.177	1:56.793	22	9.524	1:55.319	22	11.990	1:55.051
5	2.653	2:03.208	5	4.416	1:55.851	5	7.395	1:55.699	5	9.988	1:55.565	5	13.345	1:55.942
67	5.015	2:05.570	67	7.314	1:56.387	67	10.935	1:56.341	67	13.503	1:55.540	67	15.391	1:54.473
21	5.822	2:06.377	21	8.227	1:56.493	21	11.395	1:55.888	44	13.934	1:55.117	44	15.478	1:54.129
24	6.234	2:06.789	44	9.249	1:56.121	44	11.789	1:55.260	74	14.049	1:53.785	94	15.598	1:53.942
2	7.160	2:07.715	24	10.112	1:57.966	24	13.113	1:55.721	21	14.086	1:55.663	74	15.997	1:54.533
44	7.216	2:07.771	2	10.806	1:57.734	74	13.236	1:55.098	94	14.241	1:53.592	21	17.145	1:55.644
74	7.626	2:08.181	74	10.858	1:57.320	94	13.621	1:55.215	39	15.849	1:54.473	39	18.371	1:55.107
94	8.510	2:09.065	94	11.126	1:56.704	39	14.348	1:55.409	24	17.771	1:57.630	24	23.014	1:57.828
6	8.692	2:09.247	39	11.659	1:56.691	2	16.382	1:58.296	2	20.084	1:56.674	2	23.823	1:56.324
39	9.056	2:09.611	6	14.429	1:59.825	26	18.775	1:56.637	26	21.403	1:55.600	27	25.458	1:53.506
3	9.588	2:10.143	26	14.858	1:58.821	6	20.320	1:58.611	27	24.537	1:54.375	26	25.793	1:56.975
26	10.125	2:10.680	3	15.243	1:59.743	3	20.456	1:57.933	3	24.871	1:57.387	3	27.213	1:54.927
77	11.889	2:12.444	77	17.845	2:00.044	27	23.134	1:53.843	6	25.375	1:58.027	6	28.870	1:56.080
13	12.862	2:13.417	7	20.740	2:01.059	77	24.126	1:59.001	77	28.838	1:57.684	77	32.775	1:56.522
25	13.424	2:13.979	27	22.011	1:56.478	7	26.234	1:58.214	7	30.454	1:57.192	7	34.483	1:56.614
7	13.769	2:14.324	95	22.120	2:02.059	95	27.851	1:58.451	95	31.828	1:56.949	95	37.027	1:57.784
95	14.149	2:14.704	13	24.124	2:05.350	91	34.183	2:00.491	91	43.385	2:02.174	91	51.833	2:01.033
14	15.101	2:15.656	91	26.412	2:03.090	14	36.483	2:01.140	14	43.842	2:00.331	13	52.028	1:58.986
91	17.410	2:17.965	14	28.063	2:07.050	19	37.470	2:01.225	19	45.446	2:00.948	14	52.632	2:01.375
19	19.607	2:20.162	19	28.965	2:03.446	13	40.161	2:08.757	13	45.627	1:58.438	19	53.898	2:01.037
27	19.621	2:20.176	8	32.295	2:05.441	8	43.323	2:03.748	8	54.784	2:04.433	8	1:06.319	2:04.120
8	20.942	2:21.497	88	36.110	2:08.881	88	49.361	2:05.971	53	58.283	2:01.328	53	1:06.511	2:00.813
88	21.317	2:21.872	23	37.701	2:09.523	53	49.927	2:04.531	88	1:03.458	2:07.069	25	1:12.880	1:57.220
23	22.266	2:22.821	53	38.116	2:05.917	23	52.755	2:07.774	23	1:05.766	2:05.983	88	1:18.681	2:07.808
11	23.520	2:24.075	11	38.576	2:09.144	11	53.355	2:07.499	11	1:06.376	2:05.993	23	1:19.273	2:06.092
53	26.287	2:26.842	25	59.410	2:40.074	25	1:04.864	1:58.174	25	1:08.245	1:56.353	11	1:20.183	2:06.392

Weather / Track : Cloudy / Dry

Snetterton 300
Circuit Length = 2.9689 miles
Start: 12:42 End: 13:06

The Performance Direct Radical Clubman's Cup

RACE 1 - LAP CHART

Lap 6			Lap 7			Lap 8			Lap 9			Lap 10		
No	Behind	Laptime	No	Behind	Laptime	No	Behind	Laptime	No	Behind	Laptime	No	Behind	Laptime
15		1:52.161	15		1:51.823	15		1:51.526	15		1:53.450	15		1:52.667
90	1.360	1:51.781	90	1.244	1:51.707	90	1.686	1:51.968	90	3.326	1:55.090	90	4.123	1:53.464
69	2.809	1:51.880	69	2.825	1:51.839	69	3.357	1:52.058	88	1 LAP	2:05.522	69	5.859	1:53.749
22	14.894	1:55.065	22	17.692	1:54.621	22	20.750	1:54.584	23	1 LAP	2:05.083	8	1 LAP	2:06.459
5	15.986	1:54.802	5	18.953	1:54.790	5	22.076	1:54.649	69	4.777	1:54.870	88	1 LAP	2:04.226
94	17.460	1:54.023	94	20.119	1:54.482	94	22.095	1:53.502	11	1 LAP	2:07.887	23	1 LAP	2:05.041
67	17.462	1:54.232	67	20.152	1:54.513	44	24.839	1:55.680	25	2 LAPS	2:24.679	25	2 LAPS	2:02.225
44	18.537	1:55.220	44	20.685	1:53.971	67	24.858	1:56.232	22	22.067	1:54.767	94	22.090	1:52.590
21	19.911	1:54.927	21	23.048	1:54.960	21	25.981	1:54.459	94	22.167	1:53.522	22	24.634	1:55.234
39	20.702	1:54.492	39	24.072	1:55.193	39	26.389	1:53.843	5	23.464	1:54.838	5	25.564	1:54.767
24	26.011	1:55.158	24	30.025	1:55.837	24	33.754	1:55.255	67	25.109	1:53.701	67	27.400	1:54.958
26	28.579	1:54.947	26	31.972	1:55.216	26	35.119	1:54.673	44	25.337	1:53.948	44	27.510	1:54.840
2	28.668	1:57.006	2	32.922	1:56.077	74	35.420	1:53.752	39	26.493	1:53.554	39	28.317	1:54.491
3	29.220	1:54.168	3	32.946	1:55.549	3	37.644	1:56.224	21	27.358	1:54.827	11	1 LAP	2:11.685
74	30.671	2:06.835	74	33.194	1:54.346	2	38.278	1:56.882	24	34.608	1:54.304	21	29.436	1:54.745
6	32.156	1:55.447	6	35.392	1:55.059	6	38.831	1:54.965	26	36.076	1:54.407	24	36.329	1:54.388
77	37.434	1:56.820	77	41.728	1:56.117	27	45.425	1:54.150	74	36.248	1:54.278	74	38.286	1:54.705
27	37.981	2:04.684	27	42.801	1:56.643	77	46.939	1:56.737	3	38.525	1:54.331	26	39.223	1:55.814
7	38.971	1:56.649	7	45.174	1:58.026	7	49.319	1:55.671	2	40.100	1:55.272	3	40.681	1:54.823
95	41.800	1:56.934	95	46.787	1:56.810	95	51.021	1:55.760	6	42.873	1:57.492	2	42.449	1:55.016
13	56.812	1:56.945	13	1:02.218	1:57.229	13	1:05.908	1:55.216	27	45.760	1:53.785	6	44.690	1:54.484
14	59.704	1:59.233	14	1:08.642	2:00.761	14	1:16.023	1:58.907	77	49.658	1:56.169	27	47.046	1:53.953
91	1:01.754	2:02.082	91	1:10.372	2:00.441	91	1:18.573	1:59.727	7	52.901	1:57.032	77	52.875	1:55.884
19	1:02.798	2:01.061	19	1:11.850	2:00.875	19	1:20.694	2:00.370	95	53.263	1:55.692	7	56.122	1:55.888
53	1:14.615	2:00.265	53	1:24.829	2:02.037	53	1:32.943	1:59.640	13	1:08.229	1:55.771	95	56.492	1:55.896
8	1:20.865	2:06.707	25	1 LAP	4:02.371	8	1:48.078	2:04.971	14	1:24.518	2:01.945	13	1:12.165	1:56.603
88	1:31.425	2:04.905	8	1:34.633	2:05.591				91	1:25.969	2:00.846	14	1:30.888	1:59.037
23	1:32.582	2:05.470	88	1:43.847	2:04.245				19	1:27.003	1:59.759	91	1:33.886	2:00.584
11	1:33.928	2:05.906	23	1:44.353	2:03.594				53	1:38.541	1:59.048	19	1:34.046	1:59.710
			11	1:46.998	2:04.893							53	1:46.394	2:00.520

Weather / Track : Cloudy / Dry

Snetterton 300
Circuit Length = 2.9689 miles
Start: 12:42 End: 13:06

**The Performance Direct Radical Clubman's Cup
RACE 1 - LAP CHART**

Lap 11		
No	Behind	Laptime
15		1:52.489
90	4.396	1:52.762
69	5.984	1:52.614
8	1 LAP	2:04.178
94	23.203	1:53.602
25	2 LAPS	1:58.190
22	31.378	1:59.233
67	32.200	1:57.289
5	32.875	1:59.800
44	33.240	1:58.219
39	33.430	1:57.602
21	34.775	1:57.828
23	1 LAP	2:13.654
74	40.304	1:54.507
11	1 LAP	2:07.064
26	43.859	1:57.125
3	44.423	1:56.231
2	47.830	1:57.870
6	48.322	1:56.121
27	48.613	1:54.056
77	57.507	1:57.121
88	1 LAP	2:34.047
7	59.753	1:56.120
95	59.860	1:55.857
13	1:15.985	1:56.309
14	1:37.954	1:59.555
91	1:43.606	2:02.209
19	1:45.745	2:04.188
53	1:52.478	1:58.573
24	2:10.499	3:26.659 P

Weather / Track : Cloudy / Dry

Snetterton 300
Circuit Length = 2.9689 miles
Start: 12:42 End: 13:06

The Performance Direct Radical Clubman's Cup

RACE 3 - CLASSIFICATION

POS	NO	CL	NAME	ENTRY	LAPS	TIME	GAP	DIFF	MPH	BEST	ON
1	15	S	Alice POWELL	Radical SR3	5	10:44.101			82.96	1:52.264	5
2	90	P	Fredrik MOBERG	Radical PR6	5	10:47.626	3.525	3.525	82.51	1:52.857	4
3	74	S	James ABBOTT	Radical SR3	5	10:49.587	5.486	1.961	82.26	1:51.848	5
4	39	S	Paul MARSHAM	Radical SR3	5	10:54.849	10.748	5.262	81.60	1:53.541	5
5	5	P	Mark ABBOTT	Radical PR6	5	10:56.529	12.428	1.680	81.39	1:54.823	3
6	27	S	Nick PANTELLI	Radical SR3	5	10:56.685	12.584	0.156	81.37	1:52.462	4
7	67	S	Gary KANE	Radical SR3	5	10:56.995	12.894	0.310	81.34	1:54.430	4
8	69	S	Darron ANLEY	Radical SR3	5	10:58.390	14.289	1.395	81.16	1:52.970	4
9	7	P	Bill HENDERSON	Radical PR6	5	11:03.578	19.477	5.188	80.53	1:55.594	5
10	22	S	David JACOBS	Radical SR3	5	11:04.081	19.980	0.503	80.47	1:54.245	3
11	26	P	Mark BOOT	Radical PR6	5	11:04.581	20.480	0.500	80.41	1:55.539	5
12	95	P	Richard STABLES	Radical PR6	5	11:06.764	22.663	2.183	80.14	1:55.346	5
13	44	S	Bander ALIREZA	Radical SR3	5	11:08.144	24.043	1.380	79.98	1:54.609	3
14	3	S	Nigel PLACE	Radical SR3	5	11:15.911	31.810	7.767	79.06	1:57.089	5
15	77	S	Gary BAXTER	Radical SR3	5	11:18.835	34.734	2.924	78.72	1:57.622	5
16	2	S	Steve BURGESS	Radical SR3	5	11:18.975	34.874	0.140	78.70	1:58.158	4
17	53	S	Tim PORTER	Radical SR3	5	11:24.555	40.454	5.580	78.06	1:59.127	3
18	14	S	John MacLEOD	Radical SR3	5	11:28.252	44.151	3.697	77.64	1:58.825	3
19	91	S	David FRANKLAND	Radical SR3	5	11:31.830	47.729	3.578	77.24	2:01.441	5
20	13	P	Simon GARMSTON	Radical PR6	5	11:34.884	50.783	3.054	76.90	1:57.242	4
21	19	S	Shaun MELLORS	Radical SR3	5	11:35.849	51.748	0.965	76.79	2:01.944	4
22	8	C	Jon MORRIS	Radical Clubsport	5	11:48.275	1:04.174	12.426	75.45	2:03.865	5
23	23	S	David BURKE	Radical SR3	5	11:49.075	1:04.974	0.800	75.36	2:02.885	5
24	88	C	Jenifer RIDGWAY	Radical SR4	5	11:52.532	1:08.431	3.457	75.00	2:04.219	5
25	11	C	Ian CHARLES	Radical Clubsport	5	11:54.437	1:10.336	1.905	74.80	2:04.922	5
NOT CLASSIFIED											
DNF	6	S	Andy CUMMINGS	Radical SR3	0						
DNF	21	S	Bradley SMITH	Radical SR3	0						
DNF	25	S	Andy HARWOOD	Radical SR3	0						
DNF	94	P	David SODERLUND	Radical PR6	0						
FASTEST LAP											
74	S	James ABBOTT	Radical SR3	5	1:51.848	95.55 mph	153.78 kph				
90	P	Fredrik MOBERG	Radical PR6	4	1:52.857	94.70 mph	152.41 kph				
8	C	Jon MORRIS	Radical Clubsport	5	2:03.865	86.28 mph	138.86 kph				

Cars 27 and 44 10 second penalty Q15.1.2 not mainting position under yellow flag

Weather / Track : Cloudy / Dry

These results are provisional until the conclusion of any judicial and technical matters.

Snetterton 300

Circuit Length = 2.9689 miles

Start: 17:23 End: 17:35

Clerk of Course :	Timekeeper :
-------------------	--------------

The Performance Direct Radical Clubman's Cup

RACE 3 - LAP CHART

Lap 1			Lap 2			Lap 3			Lap 4			Lap 5		
No	Behind	Laptime	No	Behind	Laptime	No	Behind	Laptime	No	Behind	Laptime	No	Behind	Laptime
15		3:10.319	15		1:54.792	15		1:53.740	15		1:52.986	15		1:52.264
27	0.907	3:11.226	27	1.915	1:55.800	27	1.511	1:53.336	27	0.987	1:52.462	27	2.584	1:53.861
22	1.010	3:11.329	90	2.433	1:55.448	90	2.899	1:54.206	90	2.770	1:52.857	90	3.525	1:53.019
69	1.656	3:11.975	69	2.987	1:56.123	69	3.484	1:54.237	69	3.468	1:52.970	74	5.486	1:51.848
90	1.777	3:12.096	22	3.455	1:57.237	22	3.960	1:54.245	74	5.902	1:54.409	39	10.748	1:53.541
74	2.525	3:12.844	74	3.980	1:56.247	74	4.479	1:54.239	5	8.818	1:55.633	5	12.428	1:55.874
5	3.288	3:13.607	5	5.088	1:56.592	5	6.171	1:54.823	39	9.471	1:54.746	67	12.894	1:54.760
39	4.376	3:14.695	39	6.973	1:57.389	39	7.711	1:54.478	67	10.398	1:54.430	44	14.043	1:55.310
67	5.068	3:15.387	67	7.848	1:57.572	67	8.954	1:54.846	44	10.997	1:54.610	69	14.289	2:03.085
44	5.810	3:16.129	44	8.504	1:57.486	44	9.373	1:54.609	7	16.147	1:56.231	7	19.477	1:55.594
53	7.241	3:17.560	7	10.835	1:58.338	7	12.902	1:55.807	22	16.959	2:05.985	22	19.980	1:55.285
7	7.289	3:17.608	26	11.264	1:58.441	26	13.226	1:55.702	26	17.205	1:56.965	26	20.480	1:55.539
26	7.615	3:17.934	95	13.524	1:58.726	95	16.358	1:56.574	95	19.581	1:56.209	95	22.663	1:55.346
3	8.360	3:18.679	53	14.654	2:02.205	53	20.041	1:59.127	53	26.669	1:59.614	3	31.810	1:57.089
2	9.061	3:19.380	3	15.099	2:01.531	3	20.304	1:58.945	3	26.985	1:59.667	77	34.734	1:57.622
95	9.590	3:19.909	14	16.722	2:00.294	14	21.807	1:58.825	14	28.408	1:59.587	2	34.874	1:58.214
77	11.104	3:21.423	2	18.916	2:04.647	2	23.752	1:58.576	2	28.924	1:58.158	53	40.454	2:06.049
14	11.220	3:21.539	77	19.487	2:03.175	77	24.718	1:58.971	77	29.376	1:57.644	14	44.151	2:08.007
23	13.274	3:23.593	91	22.194	2:02.823	91	30.068	2:01.614	91	38.552	2:01.470	91	47.729	2:01.441
91	14.163	3:24.482	19	23.109	2:03.206	19	32.168	2:02.799	19	41.126	2:01.944	13	50.783	1:58.503
19	14.695	3:25.014	13	23.206	2:00.627	13	40.288	2:10.822	13	44.544	1:57.242	19	51.748	2:02.886
8	16.058	3:26.377	23	28.993	2:10.511	8	40.759	2:04.521	8	52.573	2:04.800	8	1:04.174	2:03.865
11	16.629	3:26.948	8	29.978	2:08.712	23	42.769	2:07.516	23	54.353	2:04.570	23	1:04.974	2:02.885
88	17.275	3:27.594	11	29.987	2:08.150	88	44.738	2:07.900	88	56.476	2:04.724	88	1:08.431	2:04.219
13	17.371	3:27.690	88	30.578	2:08.095	11	44.813	2:08.566	11	57.678	2:05.851	11	1:10.336	2:04.922

Cars 27 and 44 10 second penalty Q15.1.2 not mainting position under yellow flag

Weather / Track : Cloudy / Dry

Snetterton 300
Circuit Length = 2.9689 miles
Start: 17:23 End: 17:35

GT Cup Championship

FREE PRACTICE 1 - CLASSIFICATION

POS	NO	CL	NAME	ENTRY	TIME	ON	LAPS	GAP	DIFF	MPH
1	60	1	Peter BAMFORD	Ferrari 430	2:11.894	9	9			81.03
2	66	1	David TOMLIN	TBA	2:13.067	7	7	1.173	1.173	80.32
3	15	2	Colin BROSTER	Porsche 996 GT3	2:13.719	6	7	1.825	0.652	79.92
4	57	2	Francis GALASHAN	Porsche 996 GT3	2:15.164	7	8	3.270	1.445	79.07
5	8	1	Gary EASTWOOD	Ferrari 430 GTC	2:15.247	5	5	3.353	0.083	79.02
6	7	2	Tom ANDREW	Morgan Aero 8GT	2:16.908	7	7	5.014	1.661	78.06
7	19	3	Mark RADCLIFFE	BMW M3	2:18.905	3	5	7.011	1.997	76.94
8	9	3	Adam HAYES	BMW E46 M3	2:19.535	3	5	7.641	0.630	76.59
9	25		Robert KOENIG	Porsche 996 GT3	2:20.469	3	4	8.575	0.934	76.08
10	88	1	Leon PRICE	Ferrari 430 GTC	2:20.752	3	3	8.858	0.283	75.93
11	53	3	Andy YOOL	Chevron GR8	2:24.459	4	6	12.565	3.707	73.98
12	90	1	MORRIS/WINTER	Porsche 997 GT3	2:27.988	4	7	16.094	3.529	72.22
13	37	3	Barclay DOUGAL	BMW E46	2:29.261	4	4	17.367	1.273	71.60
14	49	1	Rupert MARTIN	Ferrari 430 GTC	2:31.127	2	2	19.233	1.866	70.72
15	31	1	Michael SYMONS	BMW GTR E46		0	2			

Weather / Track : Cloudy / Damp

These results are provisional until the conclusion of any judicial and technical matters.

Snetterton 300

Circuit Length = 2.9689 miles

Start: 10:11 End: 10:33

Clerk of Course :

Timekeeper :

GT Cup Championship

FREE PRACTICE 1 - LAP ANALYSIS

7	Tom ANDREW		2 Morgan Aero 8GT				
1 -	2:37.793	+ 20.885	10:14:50.465	5 -	5:44.962 P	+ 3:28.054	10:27:31.244
2 -	2:21.137	+ 4.229	10:17:11.602	6 -	2:24.544	+ 7.636	10:29:55.788
3 -	2:17.523	+ 0.615	10:19:29.125	7 -	2:16.908		10:32:12.696
4 -	2:17.157	+ 0.249	10:21:46.282				
8	Gary EASTWOOD		1 Ferrari 430 GTC				
1 -	2:40.411	+ 25.164	10:14:30.280	4 -	2:16.827	+ 1.580	10:21:25.903
2 -	2:22.626	+ 7.379	10:16:52.906	5 -	2:15.247		10:23:41.150
3 -	2:16.170	+ 0.923	10:19:09.076				
9	Adam HAYES		3 BMW E46 M3				
1 -	2:40.240	+ 20.705	10:14:36.719	4 -	4:34.442 P	+ 2:14.907	10:23:54.125
2 -	2:23.429	+ 3.894	10:17:00.148	5 -	2:23.417	+ 3.882	10:26:17.542
3 -	2:19.535		10:19:19.683				
15	Colin BROSTER		2 Porsche 996 GT3				
1 -	2:46.138	+ 32.419	10:14:22.150	5 -	2:13.961	+ 0.242	10:23:36.678
2 -	2:24.732	+ 11.013	10:16:46.882	6 -	2:13.719		10:25:50.397
3 -	2:18.699	+ 4.980	10:19:05.581	7 -	2:14.494	+ 0.775	10:28:04.891
4 -	2:17.136	+ 3.417	10:21:22.717				
19	Mark RADCLIFFE		3 BMW M3				
1 -	2:50.376	+ 31.471	10:15:07.645	4 -	2:19.637	+ 0.732	10:22:06.864
2 -	2:20.677	+ 1.772	10:17:28.322	5 -	2:20.656	+ 1.751	10:24:27.520
3 -	2:18.905		10:19:47.227				
25	Robert KOENIG		Porsche 996 GT3				
1 -	2:49.094	+ 28.625	10:14:23.085	3 -	2:20.469		10:19:08.576
2 -	2:25.022	+ 4.553	10:16:48.107	4 -	2:20.856	+ 0.387	10:21:29.432
31	Michael SYMONS		1 BMW GTR E46				
1 -	2:26.048	∅ - 3:58:28.728	10:16:22.474	2 -	6:39.389 P	∅ - 3:54:15.387	10:23:01.863
37	Barclay DOUGAL		3 BMW E46				
1 -	2:46.844	+ 17.583	10:14:29.374	3 -	2:32.631	+ 3.370	10:19:39.997
2 -	2:37.992	+ 8.731	10:17:07.366	4 -	2:29.261		10:22:09.258
49	Rupert MARTIN		1 Ferrari 430 GTC				
1 -	2:50.819	+ 19.692	10:14:35.055	2 -	2:31.127		10:17:06.182
53	Andy YOOL		3 Chevron GR8				
1 -	2:49.387	+ 24.928	10:14:53.797	4 -	2:24.459		10:22:18.527
2 -	2:31.997	+ 7.538	10:17:25.794	5 -	5:21.626 P	+ 2:57.167	10:27:40.153
3 -	2:28.274	+ 3.815	10:19:54.068	6 -	2:28.827	+ 4.368	10:30:08.980
57	Francis GALASHAN		2 Porsche 996 GT3				
1 -	2:44.840	+ 29.676	10:14:22.654	5 -	2:18.561	+ 3.397	10:23:42.831
2 -	2:24.987	+ 9.823	10:16:47.641	6 -	2:15.776	+ 0.612	10:25:58.607
3 -	2:19.941	+ 4.777	10:19:07.582	7 -	2:15.164		10:28:13.771
4 -	2:16.688	+ 1.524	10:21:24.270	8 -	2:15.719	+ 0.555	10:30:29.490
60	Peter BAMFORD		1 Ferrari 430				
1 -	2:49.511	+ 37.617	10:14:21.089	6 -	2:13.255	+ 1.361	10:25:47.101
2 -	2:24.134	+ 12.240	10:16:45.223	7 -	2:13.961	+ 2.067	10:28:01.062
3 -	2:17.780	+ 5.886	10:19:03.003	8 -	2:15.224	+ 3.330	10:30:16.286
4 -	2:16.689	+ 4.795	10:21:19.692	9 -	2:11.894		10:32:28.180
5 -	2:14.154	+ 2.260	10:23:33.846				

Weather / Track : Cloudy / Damp

Snetterton 300
Circuit Length = 2.9689 miles
Start: 10:11 End: 10:33

GT Cup Championship

FREE PRACTICE 1 - LAP ANALYSIS

66	David TOMLIN			1	TBA		
1 -	2:42.770	+ 29.703	10:14:35.084	5 -	2:15.578	+ 2.511	10:23:50.542
2 -	2:18.300	+ 5.233	10:16:53.384	6 -	2:14.002	+ 0.935	10:26:04.544
3 -	2:16.601	+ 3.534	10:19:09.985	7 -	2:13.067		10:28:17.611
4 -	2:24.979	+ 11.912	10:21:34.964				
88	Leon PRICE			1	Ferrari 430 GTC		
1 -	2:57.367	+ 36.615	10:14:45.166	3 -	2:20.752		10:19:37.538
2 -	2:31.620	+ 10.868	10:17:16.786				
90	MORRIS/WINTER			1	Porsche 997 GT3		
1 -	2:51.108	+ 23.120	10:15:00.469	5 -	5:30.288 P	+ 3:02.300	10:27:58.728
2 -	2:31.734	+ 3.746	10:17:32.203	6 -	2:48.027	+ 20.039	10:30:46.755
3 -	2:28.249	+ 0.261	10:20:00.452	7 -	2:34.401	+ 6.413	10:33:21.156
4 -	2:27.988		10:22:28.440				

Weather / Track : Cloudy / Damp

Snetterton 300
 Circuit Length = 2.9689 miles
 Start: 10:11 End: 10:33

GT Cup Championship

FREE PRACTICE 2 - CLASSIFICATION

POS	NO	CL	NAME	ENTRY	TIME	ON	LAPS	GAP	DIFF	MPH
1	6	1	Andy RUHAN	Porsche 997 GT3	1:59.308	3	4			89.58
2	8	1	Gary EASTWOOD	Ferrari 430 GTC	1:59.672	9	9	0.364	0.364	89.31
3	60	1	Peter BAMFORD	Ferrari 430	1:59.705	8	10	0.397	0.033	89.28
4	78	1	Danny WINSTANLEY	TVR Sagaris	1:59.876	4	4	0.568	0.171	89.15
5	88	1	Leon PRICE	Ferrari 430 GTC	2:00.352	9	10	1.044	0.476	88.80
6	15	2	Colin BROSTER	Porsche 996 GT3	2:01.372	8	9	2.064	1.020	88.06
7	7	2	Tom ANDREW	Morgan Aero 8GT	2:01.947	6	8	2.639	0.575	87.64
8	37	3	Barclay DOUGAL	BMW E46	2:02.452	7	9	3.144	0.505	87.28
9	90	1	MORRIS/WINTER	Porsche 997 GT3	2:02.516	8	9	3.208	0.064	87.23
10	66	1	David TOMLIN	TBA	2:02.617	7	9	3.309	0.101	87.16
11	53	3	Andy YOOL	Chevron GR8	2:02.746	8	9	3.438	0.129	87.07
12	31	1	Michael SYMONS	BMW GTR E46	2:02.778	3	9	3.470	0.032	87.05
13	57	2	Francis GALASHAN	Porsche 996 GT3	2:03.630	7	9	4.322	0.852	86.45
14	9	3	Adam HAYES	BMW E46 M3	2:03.776	4	7	4.468	0.146	86.35
15	17	2	Sean WINDER	Ferrari 360 GTC	2:04.045	8	9	4.737	0.269	86.16
16	49	1	Rupert MARTIN	Ferrari 430 GTC	2:04.770	5	9	5.462	0.725	85.66
17	25		Robert KOENIG	Porsche 996 GT3	2:04.988	7	8	5.680	0.218	85.51
18	19	3	Mark RADCLIFFE	BMW M3	2:05.609	8	9	6.301	0.621	85.09

Weather / Track : Cloudy / Dry
 These results are provisional until the conclusion of any judicial and technical matters.

Snetterton 300
 Circuit Length = 2.9689 miles
 Start: 13:11 End: 13:33

Clerk of Course :		Timekeeper :
-------------------	--	--------------

GT Cup Championship

FREE PRACTICE 2 - LAP ANALYSIS

6	Andy RUHAN		1 Porsche 997 GT3			
1 -	2:10.749	+ 11.441	13:22:21.842	3 -	1:59.308	13:26:20.494
2 -	1:59.344	+ 0.036	13:24:21.186	4 -	1:59.853	+ 0.545 13:28:20.347
7	Tom ANDREW		2 Morgan Aero 8GT			
1 -	2:20.948	+ 19.001	13:14:20.880	5 -	2:27.771	+ 25.824 13:23:15.233
2 -	2:12.221	+ 10.274	13:16:33.101	6 -	2:01.947	13:25:17.180
3 -	2:12.168	+ 10.221	13:18:45.269	7 -	2:21.524	+ 19.577 13:27:38.704
4 -	2:02.193	+ 0.246	13:20:47.462	8 -	2:02.169	+ 0.222 13:29:40.873
8	Gary EASTWOOD		1 Ferrari 430 GTC			
1 -	2:23.780	+ 24.108	13:14:13.787	6 -	3:55.094 P	+ 1:55.422 13:26:22.891
2 -	2:05.979	+ 6.307	13:16:19.766	7 -	2:24.668	+ 24.996 13:28:47.559
3 -	2:04.644	+ 4.972	13:18:24.410	8 -	2:05.641	+ 5.969 13:30:53.200
4 -	2:02.503	+ 2.831	13:20:26.913	9 -	1:59.672	13:32:52.872
5 -	2:00.884	+ 1.212	13:22:27.797			
9	Adam HAYES		3 BMW E46 M3			
1 -	2:16.755	+ 12.979	13:14:35.771	5 -	4:11.918 P	+ 2:08.142 13:25:03.725
2 -	2:06.248	+ 2.472	13:16:42.019	6 -	2:11.216	+ 7.440 13:27:14.941
3 -	2:06.012	+ 2.236	13:18:48.031	7 -	2:05.638	+ 1.862 13:29:20.579
4 -	2:03.776		13:20:51.807			
15	Colin BROSTER		2 Porsche 996 GT3			
1 -	2:22.667	+ 21.295	13:14:19.767	6 -	3:39.032 P	+ 1:37.660 13:26:17.336
2 -	2:10.414	+ 9.042	13:16:30.181	7 -	2:08.316	+ 6.944 13:28:25.652
3 -	2:03.272	+ 1.900	13:18:33.453	8 -	2:01.372	13:30:27.024
4 -	2:01.990	+ 0.618	13:20:35.443	9 -	2:02.033	+ 0.661 13:32:29.057
5 -	2:02.861	+ 1.489	13:22:38.304			
17	Sean WINDER		2 Ferrari 360 GTC			
1 -	2:31.880	+ 27.835	13:14:13.039	6 -	3:16.236 P	+ 1:12.191 13:26:05.902
2 -	2:18.157	+ 14.112	13:16:31.196	7 -	2:12.158	+ 8.113 13:28:18.060
3 -	2:07.730	+ 3.685	13:18:38.926	8 -	2:04.045	13:30:22.105
4 -	2:05.728	+ 1.683	13:20:44.654	9 -	2:04.806	+ 0.761 13:32:26.911
5 -	2:05.012	+ 0.967	13:22:49.666			
19	Mark RADCLIFFE		3 BMW M3			
1 -	2:24.586	+ 18.977	13:14:32.240	6 -	2:11.056	+ 5.447 13:25:17.614
2 -	2:09.304	+ 3.695	13:16:41.544	7 -	2:12.515	+ 6.906 13:27:30.129
3 -	2:10.728	+ 5.119	13:18:52.272	8 -	2:05.609	13:29:35.738
4 -	2:06.753	+ 1.144	13:20:59.025	9 -	2:06.641	+ 1.032 13:31:42.379
5 -	2:07.533	+ 1.924	13:23:06.558			
25	Robert KOENIG		Porsche 996 GT3			
1 -	2:28.393	+ 23.405	13:14:07.462	5 -	2:07.227	+ 2.239 13:23:44.795
2 -	2:11.257	+ 6.269	13:16:18.719	6 -	2:06.222	+ 1.234 13:25:51.017
3 -	3:03.735 P	+ 58.747	13:19:22.454	7 -	2:04.988	13:27:56.005
4 -	2:15.114	+ 10.126	13:21:37.568	8 -	3:30.442 P	+ 1:25.454 13:31:26.447
31	Michael SYMONS		1 BMW GTR E46			
1 -	2:18.404	+ 15.626	13:14:22.723	6 -	2:03.201	+ 0.423 13:24:46.596
2 -	2:09.912	+ 7.134	13:16:32.635	7 -	2:03.083	+ 0.305 13:26:49.679
3 -	2:02.778		13:18:35.413	8 -	4:14.645 P	+ 2:11.867 13:31:04.324
4 -	2:04.203	+ 1.425	13:20:39.616	9 -	2:13.434	+ 10.656 13:33:17.758
5 -	2:03.779	+ 1.001	13:22:43.395			
37	Barclay DOUGAL		3 BMW E46			
1 -	2:28.199	+ 25.747	13:14:12.021	6 -	2:04.582	+ 2.130 13:24:44.647
2 -	2:09.538	+ 7.086	13:16:21.559	7 -	2:02.452	13:26:47.099
3 -	2:08.534	+ 6.082	13:18:30.093	8 -	3:46.864 P	+ 1:44.412 13:30:33.963

Weather / Track : Cloudy / Dry

Snetterton 300
Circuit Length = 2.9689 miles
Start: 13:11 End: 13:33

GT Cup Championship

FREE PRACTICE 2 - LAP ANALYSIS

4 -	2:05.669	+ 3.217	13:20:35.762	9 -	2:09.183	+ 6.731	13:32:43.146
5 -	2:04.303	+ 1.851	13:22:40.065				
49	Rupert MARTIN		1	Ferrari 430 GTC			
1 -	2:28.801	+ 24.031	13:14:13.732	6 -	2:25.546	+ 20.776	13:25:16.609
2 -	2:19.244	+ 14.474	13:16:32.976	7 -	2:06.963	+ 2.193	13:27:23.572
3 -	2:07.290	+ 2.520	13:18:40.266	8 -	2:08.565	+ 3.795	13:29:32.137
4 -	2:06.027	+ 1.257	13:20:46.293	9 -	2:09.160	+ 4.390	13:31:41.297
5 -	2:04.770		13:22:51.063				
53	Andy YOOL		3	Chevron GR8			
1 -	2:21.719	+ 18.973	13:14:42.926	6 -	2:03.909	+ 1.163	13:26:36.727
2 -	2:09.271	+ 6.525	13:16:52.197	7 -	2:02.959	+ 0.213	13:28:39.686
3 -	3:25.694 P	+ 1:22.948	13:20:17.891	8 -	2:02.746		13:30:42.432
4 -	2:08.350	+ 5.604	13:20:46.241	9 -	2:03.496	+ 0.750	13:32:45.928
5 -	2:06.577	+ 3.831	13:24:32.818				
57	Francis GALASHAN		2	Porsche 996 GT3			
1 -	2:17.785	+ 14.155	13:14:29.583	6 -	2:05.222	+ 1.592	13:24:57.514
2 -	2:06.786	+ 3.156	13:16:36.369	7 -	2:03.630		13:27:01.144
3 -	2:04.587	+ 0.957	13:18:40.956	8 -	3:02.800 P	+ 59.170	13:30:03.944
4 -	2:06.566	+ 2.936	13:20:47.522	9 -	2:11.542	+ 7.912	13:32:15.486
5 -	2:04.770	+ 1.140	13:22:52.292				
60	Peter BAMFORD		1	Ferrari 430			
1 -	2:31.358	+ 31.653	13:14:19.359	6 -	2:01.501	+ 1.796	13:25:15.453
2 -	2:09.788	+ 10.083	13:16:29.147	7 -	1:59.952	+ 0.247	13:27:15.405
3 -	2:02.567	+ 2.862	13:18:31.714	8 -	1:59.705		13:29:15.110
4 -	2:41.117	+ 41.412	13:21:12.831	9 -	2:09.818	+ 10.113	13:31:24.928
5 -	2:01.121	+ 1.416	13:23:13.952	10 -	2:05.580	+ 5.875	13:33:30.508
66	David TOMLIN		1	TBA			
1 -	2:19.980	+ 17.363	13:14:21.575	6 -	2:03.644	+ 1.027	13:25:07.073
2 -	2:13.913	+ 11.296	13:16:35.488	7 -	2:02.617		13:27:09.690
3 -	2:22.147	+ 19.530	13:18:57.635	8 -	3:13.595 P	+ 1:10.978	13:30:23.285
4 -	2:02.929	+ 0.312	13:21:00.564	9 -	2:03.911	+ 1.294	13:32:27.196
5 -	2:02.865	+ 0.248	13:23:03.429				
78	Danny WINSTANLEY		1	TVR Sagaris			
1 -	2:20.219	+ 20.343	13:14:14.666	3 -	2:03.924	+ 4.048	13:18:25.237
2 -	2:06.647	+ 6.771	13:16:21.313	4 -	1:59.876		13:20:25.113
88	Leon PRICE		1	Ferrari 430 GTC			
1 -	2:37.558	+ 37.206	13:14:31.090	6 -	2:02.558	+ 2.206	13:25:10.326
2 -	2:27.747	+ 27.395	13:16:58.837	7 -	2:01.960	+ 1.608	13:27:12.286
3 -	2:02.698	+ 2.346	13:19:01.535	8 -	2:01.689	+ 1.337	13:29:13.975
4 -	2:03.646	+ 3.294	13:21:05.181	9 -	2:00.352		13:31:14.327
5 -	2:02.587	+ 2.235	13:23:07.768	10 -	2:01.734	+ 1.382	13:33:16.061
90	MORRIS/WINTER		1	Porsche 997 GT3			
1 -	2:20.139	+ 17.623	13:14:29.816	6 -	2:07.684	+ 5.168	13:25:38.873
2 -	2:07.016	+ 4.500	13:16:36.832	7 -	2:04.632	+ 2.116	13:27:43.505
3 -	2:04.946	+ 2.430	13:18:41.778	8 -	2:02.516		13:29:46.021
4 -	2:05.433	+ 2.917	13:20:47.211	9 -	2:02.556	+ 0.040	13:31:48.577
5 -	2:43.978 P	+ 41.462	13:23:31.189				

Weather / Track : Cloudy / Dry

Snetterton 300
Circuit Length = 2.9689 miles
Start: 13:11 End: 13:33

GT Cup Championship

QUALIFYING - RACE 6 - CLASSIFICATION

POS	NO	CL	NAME	ENTRY	TIME	ON	LAPS	GAP	DIFF	MPH
1	6	1	Andy RUHAN	Porsche 997 GT3	1:58.800	9	9			89.96
2	8	1	Gary EASTWOOD	Ferrari 430 GTC	1:59.479	3	9	0.679	0.679	89.45
3	66	1	David TOMLIN	TBA	1:59.751	10	10	0.951	0.272	89.25
4	78	1	Danny WINSTANLEY	TVR Sagaris	1:59.755	4	10	0.955	0.004	89.24
5	7	2	Tom ANDREW	Morgan Aero 8GT	2:00.512	6	8	1.712	0.757	88.68
6	60	1	Peter BAMFORD	Ferrari 430	2:00.826	10	10	2.026	0.314	88.45
7	53	3	Andy YOOL	Chevron GR8	2:01.048	8	8	2.248	0.222	88.29
8	88	1	Leon PRICE	Ferrari 430 GTC	2:01.340	6	9	2.540	0.292	88.08
9	90	2	MORRIS/WINTER	Porsche 996 GT3	2:01.816	8	9	3.016	0.476	87.73
10	31	1	Michael SYMONS	BMW GTR E46	2:01.942	6	9	3.142	0.126	87.64
11	37	3	Barclay DOUGAL	BMW E46	2:02.040	9	9	3.240	0.098	87.57
12	15	2	Colin BROSTER	Porsche 996 GT3	2:02.073	5	10	3.273	0.033	87.55
13	9	3	Adam HAYES	BMW E46 M3	2:03.954	6	6	5.154	1.881	86.22
14	19	3	Mark RADCLIFFE	BMW M3	2:04.223	5	8	5.423	0.269	86.03
15	17	2	Sean WINDER	Ferrari 360 GTC	2:04.387	6	10	5.587	0.164	85.92
16	57	2	Francis GALASHAN	Porsche 996 GT3	2:04.800	2	5	6.000	0.413	85.64
17	49	1	Rupert MARTIN	Ferrari 430 GTC	2:06.132	6	9	7.332	1.332	84.73
18	25	3	Robert KOENIG	Porsche 996 GT3	2:08.936	2	3	10.136	2.804	82.89

Weather / Track : Cloudy / Dry
 These results are provisional until the conclusion of any judicial and technical matters.

Snetterton 300
 Circuit Length = 2.9689 miles
 Start: 17:40 End: 18:02

Clerk of Course :		Timekeeper :
-------------------	--	--------------

GT Cup Championship

QUALIFYING - RACE 6 - LAP ANALYSIS

6	Andy RUHAN		1 Porsche 997 GT3				
1 -	2:11.703	+ 12.903	17:42:26.174	6 -	2:12.996	+ 14.196	17:55:29.382
2 -	2:00.214	+ 1.414	17:44:26.388	7 -	2:00.301	+ 1.501	17:57:29.683
3 -	4:36.557 P	+ 2:37.757	17:49:02.945	8 -	2:03.590	+ 4.790	17:59:33.273
4 -	2:12.737	+ 13.937	17:51:15.682	9 -	1:58.800		18:01:32.073
5 -	2:00.704	+ 1.904	17:53:16.386				
7	Tom ANDREW		2 Morgan Aero 8GT				
1 -	2:40.250	+ 39.738	17:43:21.621	5 -	2:04.386	+ 3.874	17:51:32.641
2 -	2:03.378	+ 2.866	17:45:24.999	6 -	2:00.512		17:53:33.153
3 -	2:02.205	+ 1.693	17:47:27.204	7 -	2:01.232	+ 0.720	17:55:34.385
4 -	2:01.051	+ 0.539	17:49:28.255	8 -	2:01.157	+ 0.645	17:57:35.542
8	Gary EASTWOOD		1 Ferrari 430 GTC				
1 -	2:15.083	+ 15.604	17:44:05.196	6 -	2:02.165	+ 2.686	17:54:17.335
2 -	2:07.853	+ 8.374	17:46:13.049	7 -	1:59.774	+ 0.295	17:56:17.109
3 -	1:59.479		17:48:12.528	8 -	2:08.402	+ 8.923	17:58:25.511
4 -	2:01.216	+ 1.737	17:50:13.744	9 -	1:59.965	+ 0.486	18:00:25.476
5 -	2:01.426	+ 1.947	17:52:15.170				
9	Adam HAYES		3 BMW E46 M3				
1 -	2:36.573	+ 32.619	17:43:25.238	4 -	2:04.419	+ 0.465	17:49:40.964
2 -	2:05.812	+ 1.858	17:45:31.050	5 -	2:04.673	+ 0.719	17:51:45.637
3 -	2:05.495	+ 1.541	17:47:36.545	6 -	2:03.954		17:53:49.591
15	Colin BROSTER		2 Porsche 996 GT3				
1 -	2:21.883	+ 19.810	17:42:47.043	6 -	2:02.462	+ 0.389	17:53:02.430
2 -	2:05.466	+ 3.393	17:44:52.509	7 -	2:02.073		17:55:04.503
3 -	2:02.598	+ 0.525	17:46:55.107	8 -	2:02.438	+ 0.365	17:57:06.941
4 -	2:02.788	+ 0.715	17:48:57.895	9 -	2:02.405	+ 0.332	17:59:09.346
5 -	2:02.073		17:50:59.968	10 -	2:02.493	+ 0.420	18:01:11.839
17	Sean WINDER		2 Ferrari 360 GTC				
1 -	2:19.283	+ 14.896	17:42:39.140	6 -	2:04.387		17:53:29.536
2 -	2:08.959	+ 4.572	17:44:48.099	7 -	2:04.922	+ 0.535	17:55:34.458
3 -	2:06.789	+ 2.402	17:46:54.888	8 -	2:06.573	+ 2.186	17:57:41.031
4 -	2:19.393	+ 15.006	17:49:14.281	9 -	2:05.041	+ 0.654	17:59:46.072
5 -	2:10.868	+ 6.481	17:51:25.149	10 -	2:04.824	+ 0.437	18:01:50.896
19	Mark RADCLIFFE		3 BMW M3				
1 -	2:20.226	+ 16.003	17:43:58.286	5 -	2:04.223		17:52:19.286
2 -	2:06.685	+ 2.462	17:46:04.971	6 -	2:04.323	+ 0.100	17:54:23.609
3 -	2:04.367	+ 0.144	17:48:09.338	7 -	2:58.540 P	+ 54.317	17:57:22.149
4 -	2:05.725	+ 1.502	17:50:15.063	8 -	2:20.779	+ 16.556	17:59:42.928
25	Robert KOENIG		3 Porsche 996 GT3				
1 -	2:23.825	+ 14.889	17:42:56.841	3 -	2:10.071	+ 1.135	17:47:15.848
2 -	2:08.936		17:45:05.777				
31	Michael SYMONS		1 BMW GTR E46				
1 -	2:31.520	+ 29.578	17:43:22.730	6 -	2:01.942		17:54:35.999
2 -	2:05.989	+ 4.047	17:45:28.719	7 -	2:02.472	+ 0.530	17:56:38.471
3 -	2:54.947 P	+ 53.005	17:48:23.666	8 -	2:03.349	+ 1.407	17:58:41.820
4 -	2:08.181	+ 6.239	17:50:31.847	9 -	2:02.680	+ 0.738	18:00:44.500
5 -	2:02.210	+ 0.268	17:52:34.057				
37	Barclay DOUGAL		3 BMW E46				
1 -	2:19.141	+ 17.101	17:43:54.437	6 -	2:08.190	+ 6.150	17:55:24.112
2 -	2:05.636	+ 3.596	17:46:00.073	7 -	2:06.627	+ 4.587	17:57:30.739
3 -	2:03.445	+ 1.405	17:48:03.518	8 -	2:11.860	+ 9.820	17:59:42.599
4 -	2:03.175	+ 1.135	17:50:06.693	9 -	2:02.040		18:01:44.639

Weather / Track : Cloudy / Dry

Snetterton 300
Circuit Length = 2.9689 miles
Start: 17:40 End: 18:02

GT Cup Championship

QUALIFYING - RACE 6 - LAP ANALYSIS


5 -	3:09.229 P	+ 1:07.189	17:53:15.922			
49	Rupert MARTIN		1 Ferrari 430 GTC			
1 -	2:32.493	+ 26.361	17:44:25.542	6 -	2:06.132	17:55:22.072
2 -	2:29.126	+ 22.994	17:46:54.668	7 -	2:07.303	+ 1.171 17:57:29.375
3 -	2:06.149	+ 0.017	17:49:00.817	8 -	2:07.288	+ 1.156 17:59:36.663
4 -	2:07.909	+ 1.777	17:51:08.726	9 -	2:06.908	+ 0.776 18:01:43.571
5 -	2:07.214	+ 1.082	17:53:15.940			
53	Andy YOOL		3 Chevron GR8			
1 -	3:16.168 P	+ 1:15.120	17:43:54.153	5 -	2:02.802	+ 1.754 17:52:27.251
2 -	2:20.904	+ 19.856	17:46:15.057	6 -	2:01.760	+ 0.712 17:54:29.011
3 -	2:04.797	+ 3.749	17:48:19.854	7 -	2:02.528	+ 1.480 17:56:31.539
4 -	2:04.595	+ 3.547	17:50:24.449	8 -	2:01.048	17:58:32.587
57	Francis GALASHAN		2 Porsche 996 GT3			
1 -	2:28.480	+ 23.680	17:43:10.865	4 -	4:22.618 P	+ 2:17.818 17:51:44.088
2 -	2:04.800		17:45:15.665	5 -	6:04.939 P	+ 4:00.139 17:57:49.027
3 -	2:05.805	+ 1.005	17:47:21.470			
60	Peter BAMFORD		1 Ferrari 430			
1 -	2:31.086	+ 30.260	17:42:52.391	6 -	2:12.206	+ 11.380 17:53:24.709
2 -	2:04.558	+ 3.732	17:44:56.949	7 -	2:01.521	+ 0.695 17:55:26.230
3 -	2:01.737	+ 0.911	17:46:58.686	8 -	2:23.368	+ 22.542 17:57:49.598
4 -	2:12.799	+ 11.973	17:49:11.485	9 -	2:01.002	+ 0.176 17:59:50.600
5 -	2:01.018	+ 0.192	17:51:12.503	10 -	2:00.826	18:01:51.426
66	David TOMLIN		1 TBA			
1 -	2:11.835	+ 12.084	17:42:29.376	6 -	2:00.678	+ 0.927 17:52:31.719
2 -	1:59.883	+ 0.132	17:44:29.259	7 -	2:00.058	+ 0.307 17:54:31.777
3 -	2:01.651	+ 1.900	17:46:30.910	8 -	2:00.691	+ 0.940 17:56:32.468
4 -	2:00.344	+ 0.593	17:48:31.254	9 -	2:20.558	+ 20.807 17:58:53.026
5 -	1:59.787	+ 0.036	17:50:31.041	10 -	1:59.751	18:00:52.777
78	Danny WINSTANLEY		1 TVR Sagaris			
1 -	2:15.415	+ 15.660	17:42:38.244	6 -	3:27.769 P	+ 1:28.014 17:54:09.257
2 -	2:01.398	+ 1.643	17:44:39.642	7 -	2:04.704	+ 4.949 17:56:13.961
3 -	2:01.324	+ 1.569	17:46:40.966	8 -	2:01.565	+ 1.810 17:58:15.526
4 -	1:59.755		17:48:40.721	9 -	2:00.992	+ 1.237 18:00:16.518
5 -	2:00.767	+ 1.012	17:50:41.488	10 -	2:01.016	+ 1.261 18:02:17.534
88	Leon PRICE		1 Ferrari 430 GTC			
1 -	2:56.088	+ 54.748	17:43:25.437	6 -	2:01.340	17:55:31.357
2 -	2:21.361	+ 20.021	17:45:46.798	7 -	2:01.914	+ 0.574 17:57:33.271
3 -	3:32.133 P	+ 1:30.793	17:49:18.931	8 -	2:10.524	+ 9.184 17:59:43.795
4 -	2:09.737	+ 8.397	17:51:28.668	9 -	2:01.412	+ 0.072 18:01:45.207
5 -	2:01.349	+ 0.009	17:53:30.017			
90	MORRIS/WINTER		2 Porsche 996 GT3			
1 -	2:18.550	+ 16.734	17:42:55.006	6 -	2:02.668	+ 0.852 17:54:54.633
2 -	2:07.630	+ 5.814	17:45:02.636	7 -	2:01.979	+ 0.163 17:56:56.612
3 -	2:07.061	+ 5.245	17:47:09.697	8 -	2:01.816	17:58:58.428
4 -	3:34.381 P	+ 1:32.565	17:50:44.078	9 -	2:01.892	+ 0.076 18:01:00.320
5 -	2:07.887	+ 6.071	17:52:51.965			

Weather / Track : Cloudy / Dry

Snetterton 300
Circuit Length = 2.9689 miles
Start: 17:40 End: 18:02

GT Cup Championship

RACE 6 - GRID - AMENDED

ROW 8	2:04.800 57 Francis GALASHAN	2:06.132 49 Rupert MARTIN
ROW 7	2:04.223 19 Mark RADCLIFFE	2:04.387 17 Sean WINDER
ROW 6	2:02.073 15 Colin BROSTER	2:03.954 9 Adam HAYES
ROW 5	2:01.942 31 Michael SYMONS	2:02.040 37 Barclay DOUGAL
ROW 4	2:01.340 88 Leon PRICE	2:01.816 90 MORRIS/WINTER
ROW 3	2:00.826 60 Peter BAMFORD	2:01.048 53 Andy YOOL
ROW 2	1:59.751 66 David TOMLIN	2:00.512 7 Tom ANDREW
ROW 1	1:58.800 6 Andy RUHAN	1:59.479 8 Gary EASTWOOD
Pole		
		

Removed cars 25 and 78 as non-starters


Snetterton 300
Circuit Length = 2.9689 miles

These results are provisional until the conclusion of any judicial and technical matters.

Clerk of Course :		Timekeeper :

GT Cup Championship

RACE 10 - GRID - AMENDED

ROW 8	2:05.805 57 Francis GALASHAN	2:06.149 49 Rupert MARTIN
ROW 7	2:04.419 9 Adam HAYES	2:04.824 17 Sean WINDER
ROW 6	2:03.175 37 Barclay DOUGAL	2:04.323 19 Mark RADCLIFFE
ROW 5	2:02.073 15 Colin BROSTER	2:02.210 31 Michael SYMONS
ROW 4	2:01.760 53 Andy YOOL	2:01.892 90 MORRIS/WINTER
ROW 3	2:01.051 7 Tom ANDREW	2:01.349 88 Leon PRICE
ROW 2	2:00.214 6 Andy RUHAN	2:01.002 60 Peter BAMFORD
ROW 1	1:59.774 8 Gary EASTWOOD	1:59.787 66 David TOMLIN
Pole		
		

Snetterton 300
Circuit Length = 2.9689 miles

These results are provisional until the conclusion of any judicial and technical matters.

Clerk of Course :		Timekeeper :
-------------------	--	--------------

GT Cup Championship

RACE 6 - CLASSIFICATION

POS	NO	CL	NAME	ENTRY	LAPS	TIME	GAP	DIFF	MPH	BEST	ON
1	6	1	Andy RUHAN	Porsche 997 GT3	13	26:20.371			87.91	1:59.158	6
2	66	1	David TOMLIN	TBA	13	26:24.316	3.945	3.945	87.70	1:59.775	6
3	90	2	MORRIS/WINTER	Porsche 996 GT3	13	26:46.638	26.267	22.322	86.48	2:01.032	9
4	60	1	Peter BAMFORD	Ferrari 430	13	26:47.393	27.022	0.755	86.44	2:00.719	8
5	49	1	Rupert MARTIN	Ferrari 430 GTC	13	27:11.732	51.361	24.339	85.15	2:03.986	7
6	7	2	Tom ANDREW	Morgan Aero 8GT	13	27:12.333	51.962	0.601	85.12	2:01.252	3
7	37	3	Barclay DOUGAL	BMW E46	13	27:14.394	54.023	2.061	85.01	2:02.791	6
8	19	3	Mark RADCLIFFE	BMW M3	13	27:17.573	57.202	3.179	84.84	2:04.090	7
9	17	2	Sean WINDER	Ferrari 360 GTC	13	27:27.265	1:06.894	9.692	84.34	2:04.998	9
10	57	2	Francis GALASHAN	Porsche 996 GT3	13	27:27.293	1:06.922	0.028	84.34	2:04.428	3
11	9	3	Adam HAYES	BMW E46 M3	13	27:42.876	1:22.505	15.583	83.55	2:03.657	2

NOT CLASSIFIED

DNF	53	3	Andy YOOL	Chevron GR8	12	25:09.531	1 lap	1 lap	84.96	2:02.886	9
DNF	8	1	Gary EASTWOOD	Ferrari 430 GTC	6	12:09.362	7 laps	6 laps	87.92	2:00.308	5
DNF	31	1	Michael SYMONS	BMW GTR E46	1	4:30.682	12 laps	5 laps	39.48		
DNF	15	2	Colin BROSTER	Porsche 996 GT3	0						
DNF	88	1	Leon PRICE	Ferrari 430 GTC	0						

FASTEST LAP

6	1	Andy RUHAN	Porsche 997 GT3	6	1:59.158	89.69 mph	144.35 kph
90	2	MORRIS/WINTER	Porsche 996 GT3	9	2:01.032	88.30 mph	142.11 kph
37	3	Barclay DOUGAL	BMW E46	6	2:02.791	87.04 mph	140.08 kph

Weather / Track : Bright / Dry
 These results are provisional until the conclusion of any judicial and technical matters.

Snetterton 300
 Circuit Length = 2.9689 miles
 Start: 10:31 End: 10:59

Clerk of Course :	Timekeeper :
-------------------	--------------

GT Cup Championship
RACE 6 - LAP CHART

Lap 1			Lap 2			Lap 3			Lap 4			Lap 5		
No	Behind	Laptime	No	Behind	Laptime	No	Behind	Laptime	No	Behind	Laptime	No	Behind	Laptime
6		2:03.951	6		2:00.706	6		2:00.674	6		2:00.655	6		2:00.765
8	1.933	2:05.884	8	2.247	2:01.020	8	2.668	2:01.095	8	2.687	2:00.674	8	2.230	2:00.308
7	3.552	2:07.503	66	4.693	2:00.664	66	3.900	1:59.881	66	3.205	1:59.960	66	3.306	2:00.866
60	4.345	2:08.296	7	5.523	2:02.677	7	6.101	2:01.252	7	7.197	2:01.751	7	9.125	2:02.693
66	4.735	2:08.686	90	7.934	2:02.562	90	9.348	2:02.088	90	11.104	2:02.411	90	11.745	2:01.406
90	6.078	2:10.029	9	10.663	2:03.657	9	14.131	2:04.142	9	17.979	2:04.503	60	26.011	2:02.300
31	6.875	2:10.826	49	15.400	2:05.364	49	19.129	2:04.403	60	24.476	2:02.467	49	30.005	2:05.835
9	7.712	2:11.663	19	16.443	2:07.731	19	20.851	2:05.082	49	24.935	2:06.461	19	31.657	2:05.839
19	9.418	2:13.369	17	17.622	2:06.235	60	22.664	2:04.184	19	26.583	2:06.387	37	34.472	2:06.648
49	10.742	2:14.693	37	18.133	2:05.597	17	22.909	2:05.961	17	27.778	2:05.524	17	34.742	2:07.729
17	12.093	2:16.044	60	19.154	2:15.515	37	23.771	2:06.312	37	28.589	2:05.473	57	35.565	2:07.301
37	13.242	2:17.193	57	20.916	2:08.036	57	24.670	2:04.428	57	29.029	2:05.014	9	35.584	2:18.370
57	13.586	2:17.537	53	27.892	2:04.162	53	30.200	2:02.982	53	32.905	2:03.360	53	35.638	2:03.498
53	24.436	2:28.387												

Weather / Track : Bright / Dry

Snetterton 300
 Circuit Length = 2.9689 miles
 Start: 10:31 End: 10:59

GT Cup Championship
RACE 6 - LAP CHART

Lap 6			Lap 7			Lap 8			Lap 9			Lap 10		
No	Behind	Laptime	No	Behind	Laptime	No	Behind	Laptime	No	Behind	Laptime	No	Behind	Laptime
6		1:59.158	6		1:59.944	6		2:00.952	6		2:00.874	6		2:03.049
8	3.453	2:00.381	66	5.672	2:01.693	66	6.847	2:02.127	66	7.922	2:01.949	66	7.616	2:02.743
66	3.923	1:59.775	7	14.683	2:02.363	7	15.762	2:02.031	7	17.912	2:03.024	90	19.097	2:03.753
7	12.264	2:02.297	90	16.790	2:01.719	90	18.235	2:02.397	90	18.393	2:01.032	7	21.794	2:06.931
90	15.015	2:02.428	60	30.065	2:01.381	60	29.832	2:00.719	60	30.325	2:01.367	60	29.184	2:01.908
60	28.628	2:01.775	49	39.612	2:03.986	49	42.743	2:04.083	49	45.878	2:04.009	49	47.262	2:04.433
49	35.570	2:04.723	19	41.701	2:04.090	37	44.677	2:03.279	37	46.761	2:02.958	37	48.165	2:04.453
19	37.555	2:05.056	37	42.350	2:04.189	19	46.951	2:06.202	53	50.427	2:02.886	53	50.662	2:03.284
37	38.105	2:02.791	17	45.962	2:05.316	53	48.415	2:03.320	19	51.272	2:05.195	19	52.644	2:04.421
17	40.590	2:05.006	53	46.047	2:03.539	17	51.246	2:06.236	17	55.370	2:04.998	17	57.661	2:05.340
57	41.651	2:05.244	57	47.248	2:05.541	57	51.608	2:05.312	57	55.667	2:04.933	57	58.137	2:05.519
53	42.452	2:05.972	9	49.808	2:06.783	9	55.842	2:06.986	9	1:03.160	2:08.192	9	1:08.621	2:08.510
9	42.969	2:06.543												

Weather / Track : Bright / Dry

Snetterton 300
 Circuit Length = 2.9689 miles
 Start: 10:31 End: 10:59

GT Cup Championship
RACE 6 - LAP CHART

Lap 11			Lap 12			Lap 13		
No	Behind	Laptime	No	Behind	Laptime	No	Behind	Laptime
6		2:02.593	6		2:03.364	6		2:03.686
66	7.269	2:02.246	66	6.203	2:02.298	66	3.945	2:01.428
90	20.307	2:03.803	90	22.358	2:05.415	90	26.267	2:07.595
7	24.595	2:05.394	60	28.647	2:02.213	60	27.022	2:02.061
60	29.798	2:03.207	7	33.528	2:12.297	49	51.361	2:05.023
49	48.682	2:04.013	49	50.024	2:04.706	7	51.962	2:22.120
37	51.228	2:05.656	37	52.448	2:04.584	37	54.023	2:05.261
53	52.049	2:03.980	53	52.846	2:04.161	19	57.202	2:04.741
19	55.077	2:05.026	19	56.147	2:04.434	17	1:06.894	2:06.933
17	1:00.686	2:05.618	17	1:03.647	2:06.325	57	1:06.922	2:06.111
57	1:01.170	2:05.626	57	1:04.497	2:06.691	9	1:22.505	2:07.790
9	1:13.659	2:07.631	9	1:18.401	2:08.106			

Weather / Track : Bright / Dry

Snetterton 300
 Circuit Length = 2.9689 miles
 Start: 10:31 End: 10:59

GT Cup Championship

RACE 10 - CLASSIFICATION - AMENDED

POS	NO	CL	NAME	ENTRY	LAPS	TIME	GAP	DIFF	MPH	BEST	ON
1	6	1	Andy RUHAN	Porsche 997 GT3	9	18:12.449			88.05	2:00.463	8
2	8	1	Gary EASTWOOD	Ferrari 430 GTC	9	18:13.169	0.720	0.720	87.99	2:00.214	8
3	60	1	Peter BAMFORD	Ferrari 430	9	18:30.649	18.200	17.480	86.60	2:01.171	6
4	88	1	Leon PRICE	Ferrari 430 GTC	9	18:31.166	18.717	0.517	86.56	2:01.540	6
5	7	2	Tom ANDREW	Morgan Aero 8GT	9	18:34.492	22.043	3.326	86.31	2:02.012	8
6	66	1	David TOMLIN	TBA	9	18:36.478	24.029	1.986	86.15	2:01.325	6
7	15	2	Colin BROSTER	Porsche 996 GT3	9	18:37.530	25.081	1.052	86.07	2:02.133	8
8	37	3	Barclay DOUGAL	BMW E46	9	18:59.185	46.736	21.655	84.43	2:04.281	6
9	31	1	Michael SYMONS	BMW GTR E46	9	19:14.612	1:02.163	15.427	83.31	2:03.885	3
10	49	1	Rupert MARTIN	Ferrari 430 GTC	9	19:16.307	1:03.858	1.695	83.18	2:05.762	9
11	17	2	Sean WINDER	Ferrari 360 GTC	9	19:18.154	1:05.705	1.847	83.05	2:05.804	9
12	53	3	Andy YOOL	Chevron GR8	9	19:29.396	1:16.947	11.242	82.25	2:04.030	9
NOT CLASSIFIED											
DNF	19	3	Mark RADCLIFFE	BMW M3	1	2:40.611	8 laps	8 laps	66.54		
RET	57	2	Francis GALASHAN	Porsche 996 GT3	0						
RET	90	2	MORRIS/WINTER	Porsche 996 GT3	0						
DQ	9	3	Adam HAYES	BMW E46 M3	9	18:59.764			84.39		9
FASTEST LAP											
8	1		Gary EASTWOOD	Ferrari 430 GTC	8	2:00.214			88.90 mph	143.08 kph	
7	2		Tom ANDREW	Morgan Aero 8GT	8	2:02.012			87.59 mph	140.97 kph	
53	3		Andy YOOL	Chevron GR8	9	2:04.030			86.17 mph	138.68 kph	

Car 9 excluded from the result for not responding to the black and orange flag

Weather / Track : Sunny / Dry

These results are provisional until the conclusion of any judicial and technical matters.

Snetterton 300

Circuit Length = 2.9689 miles

Start: 17:04 End: 17:27

Clerk of Course :		Timekeeper :	
-------------------	--	--------------	--

GT Cup Championship
RACE 10 - LAP CHART

Lap 1			Lap 2			Lap 3			Lap 4			Lap 5		
No	Behind	Laptime	No	Behind	Laptime	No	Behind	Laptime	No	Behind	Laptime	No	Behind	Laptime
6		2:05.618	6		2:00.812	6		2:01.622	6		2:00.948	6		2:00.731
8	0.585	2:06.203	8	0.853	2:01.080	8	0.738	2:01.507	8	0.790	2:01.000	8	0.897	2:00.838
66	2.305	2:07.923	66	4.089	2:02.596	66	5.736	2:03.269	66	7.056	2:02.268	66	7.847	2:01.522
60	4.561	2:10.179	60	6.873	2:03.124	60	7.782	2:02.531	60	9.193	2:02.359	60	9.689	2:01.227
7	5.191	2:10.809	88	7.118	2:02.236	88	8.113	2:02.617	88	9.430	2:02.265	88	11.227	2:02.528
88	5.694	2:11.312	7	8.028	2:03.649	7	9.290	2:02.884	7	10.751	2:02.409	7	13.648	2:03.628
15	6.987	2:12.605	15	8.376	2:02.201	15	10.403	2:03.649	15	12.038	2:02.583	15	13.883	2:02.576
9	11.808	2:17.426	9	15.773	2:04.777	9	19.422	2:05.271	37	24.489	2:05.039	37	29.674	2:05.916
37	13.428	2:19.046	37	17.368	2:04.752	37	20.398	2:04.652	9	25.044	2:06.570	9	30.188	2:05.875
49	14.067	2:19.685	49	20.520	2:07.265	49	25.861	2:06.963	49	32.212	2:07.299	49	39.192	2:07.711
17	15.146	2:20.764	17	21.208	2:06.874	17	26.435	2:06.849	17	32.889	2:07.402	17	39.809	2:07.651
31	28.593	2:34.211	31	33.192	2:05.411	31	35.455	2:03.885	31	38.993	2:04.486	31	42.520	2:04.258
19	34.993	2:40.611	53	44.520	2:09.312	53	49.937	2:07.039	53	54.794	2:05.805	53	1:01.055	2:06.992
53	36.020	2:41.638												

Weather / Track : Sunny / Dry

Snetterton 300
 Circuit Length = 2.9689 miles
 Start: 17:04 End: 17:27

GT Cup Championship
RACE 10 - LAP CHART

Lap 6			Lap 7			Lap 8			Lap 9		
No	Behind	Laptime	No	Behind	Laptime	No	Behind	Laptime	No	Behind	Laptime
6		2:00.479	6		2:00.774	6		2:00.463	6		2:01.002
8	1.030	2:00.612	8	1.136	2:00.880	8	0.887	2:00.214	8	0.720	2:00.835
66	8.693	2:01.325	66	9.884	2:01.965	66	11.787	2:02.366	60	18.200	2:06.822
60	10.381	2:01.171	60	10.880	2:01.273	60	12.380	2:01.963	88	18.717	2:03.343
88	12.288	2:01.540	88	15.026	2:03.512	88	16.376	2:01.813	7	22.043	2:03.109
7	16.503	2:03.334	7	18.387	2:02.658	7	19.936	2:02.012	66	24.029	2:13.244
15	17.122	2:03.718	15	19.133	2:02.785	15	20.803	2:02.133	15	25.081	2:05.280
37	33.476	2:04.281	37	37.076	2:04.374	37	42.949	2:06.336	37	46.736	2:04.789
9	33.833	2:04.124	9	38.077	2:05.018	9	44.615	2:07.001	9	47.315	2:03.702
49	45.649	2:06.936	31	52.601	2:06.937	31	57.106	2:04.968	31	1:02.163	2:06.059
31	46.438	2:04.397	49	53.344	2:08.469	49	59.098	2:06.217	49	1:03.858	2:05.762
17	48.047	2:08.717	17	54.042	2:06.769	17	1:00.903	2:07.324	17	1:05.705	2:05.804
53	1:05.251	2:04.675	53	1:09.659	2:05.182	53	1:13.919	2:04.723	53	1:16.947	2:04.030

Weather / Track : Sunny / Dry

Snetterton 300
 Circuit Length = 2.9689 miles
 Start: 17:04 End: 17:27

Lotus on Track Elise Trophy

FREE PRACTICE - CLASSIFICATION

POS	NO	CL	NAME	ENTRY	TIME	ON	LAPS	GAP	DIFF	MPH
1	56		Stuart ROWLAND	Elise S1	2:22.024	10	10			75.25
2	31		Danny GOLUBOVIC	Elise S2	2:22.185	10	10	0.161	0.161	75.17
3	78		Steve TRAIN	Elise S2 111R	2:22.806	9	9	0.782	0.621	74.84
4	16		Ben HYLAND	Elise S1	2:23.583	9	9	1.559	0.777	74.43
5	3		Steve QUICK	Elise S2	2:24.143	10	10	2.119	0.560	74.14
6	79		Mike VASE	Elise S2 111R	2:24.271	8	9	2.247	0.128	74.08
7	91		Luigi VALENTINO MAZZA	Elise S1	2:24.726	5	6	2.702	0.455	73.85
8	35		Richard HUTTON	Elise S1	2:25.169	12	12	3.145	0.443	73.62
9	5		Ken SAVAGE	Elise S1	2:26.314	3	4	4.290	1.145	73.04
10	72		Dan PLANT	Elise S1	2:26.582	7	10	4.558	0.268	72.91
11	34		James PROCTOR	Exige S2	2:26.785	10	11	4.761	0.203	72.81
12	28		Will PRICE	Elise S1	2:27.553	8	8	5.529	0.768	72.43
13	43		Phil STRATTON-LAKE	Elise S1	2:27.634	10	10	5.610	0.081	72.39
14	97		Andy DOLAN	Elise S1	2:27.716	10	10	5.692	0.082	72.35
15	77		Graham TAVENDER	Elise S2	2:27.774	10	10	5.750	0.058	72.32
16	11		Chris DUNSTER	Elise S1	2:28.134	4	4	6.110	0.360	72.15
17	89		Simon JONES	Elise S1	2:28.175	7	9	6.151	0.041	72.13
18	23		Gary BROAD	Elise S1	2:28.549	5	8	6.525	0.374	71.94
19	24		Axel MERTENS	Elise S1	2:28.835	5	6	6.811	0.286	71.81
20	41		Stuart KIRKBRIDE	Elise S1	2:28.986	10	10	6.962	0.151	71.73
21	59		Nigel HANNAM	Elise S1	2:29.021	10	10	6.997	0.035	71.72
22	37		Mark YATES	Elise S1	2:29.032	10	10	7.008	0.011	71.71
23	54		Simon OAKLEY	Elise S2	2:30.208	9	9	8.184	1.176	71.15
24	32		Graeme FOLEY	Elise S1	2:31.316	8	8	9.292	1.108	70.63
25	30		Dave CARR	Elise S2	2:31.503	5	7	9.479	0.187	70.54
26	29		Greg NOBLE	Elise S1	2:31.666	5	5	9.642	0.163	70.47
27	57		Neil STOTHERT	Elise S1	2:33.482	7	7	11.458	1.816	69.63
28	65		John LAMASTER	Elise S2	2:34.376	2	4	12.352	0.894	69.23
29	49		Steve TRANTER	Exige S2	2:34.792	3	3	12.768	0.416	69.04
30	12		Seth WALPOLE	Elise S1		0	0			

Cars 12 and 22 from lotus cup also out on track but not timed

Snetterton 300

Weather / Track : Cloudy / Damp

Circuit Length = 2.9689 miles

These results are provisional until the conclusion of any judicial and technical matters.

Start: 10:40 End: 11:13

Clerk of Course :		Timekeeper :	
-------------------	--	--------------	--

Lotus on Track Elise Trophy

FREE PRACTICE - LAP ANALYSIS

3	Steve QUICK		Elise S2				
1 -	2:49.510	+ 25.367	10:46:50.316	6 -	2:28.761	+ 4.618	10:59:16.896
2 -	2:32.903	+ 8.760	10:49:23.219	7 -	4:53.665 P	+ 2:29.522	11:04:10.561
3 -	2:29.741	+ 5.598	10:51:52.960	8 -	2:45.799	+ 21.656	11:06:56.360
4 -	2:26.948	+ 2.805	10:54:19.908	9 -	2:32.527	+ 8.384	11:09:28.887
5 -	2:28.227	+ 4.084	10:56:48.135	10 -	2:24.143		11:11:53.030
5	Ken SAVAGE		Elise S1				
1 -	8:29.541 P	+ 6:03.227	10:52:16.748	3 -	2:26.314		10:57:17.348
2 -	2:34.286	+ 7.972	10:54:51.034	4 -	2:27.337	+ 1.023	10:59:44.685
11	Chris DUNSTER		Elise S1				
1 -	2:41.579	+ 13.445	10:49:11.455	3 -	2:28.480	+ 0.346	10:54:10.373
2 -	2:30.438	+ 2.304	10:51:41.893	4 -	2:28.134		10:56:38.507
12	Seth WALPOLE		Elise S1				
16	Ben HYLAND		Elise S1				
1 -	2:41.069	+ 17.486	10:47:49.616	6 -	2:24.785	+ 1.202	11:00:07.602
2 -	2:31.058	+ 7.475	10:50:20.674	7 -	2:25.177	+ 1.594	11:02:32.779
3 -	2:28.935	+ 5.352	10:52:49.609	8 -	2:24.694	+ 1.111	11:04:57.473
4 -	2:27.272	+ 3.689	10:55:16.881	9 -	2:23.583		11:07:21.056
5 -	2:25.936	+ 2.353	10:57:42.817				
23	Gary BROAD		Elise S1				
1 -	2:49.457	+ 20.908	10:46:42.108	5 -	2:28.549		11:00:36.279
2 -	6:12.753 P	+ 3:44.204	10:52:54.861	6 -	2:31.088	+ 2.539	11:03:07.367
3 -	2:39.439	+ 10.890	10:55:34.300	7 -	6:39.044 P	+ 4:10.495	11:09:46.411
4 -	2:33.430	+ 4.881	10:58:07.730	8 -	2:33.356	+ 4.807	11:12:19.767
24	Axel MERTENS		Elise S1				
1 -	2:43.839	+ 15.004	10:51:33.055	4 -	2:41.757	+ 12.922	10:59:18.512
2 -	2:32.419	+ 3.584	10:54:05.474	5 -	2:28.835		11:01:47.347
3 -	2:31.281	+ 2.446	10:56:36.755	6 -	2:30.044	+ 1.209	11:04:17.391
28	Will PRICE		Elise S1				
1 -	2:52.631	+ 25.078	10:53:30.294	5 -	2:33.185	+ 5.632	11:03:43.874
2 -	2:37.043	+ 9.490	10:56:07.337	6 -	2:29.083	+ 1.530	11:06:12.957
3 -	2:31.766	+ 4.213	10:58:39.103	7 -	2:29.188	+ 1.635	11:08:42.145
4 -	2:31.586	+ 4.033	11:01:10.689	8 -	2:27.553		11:11:09.698
29	Greg NOBLE		Elise S1				
1 -	3:10.343	+ 38.677	10:50:02.986	4 -	2:39.396	+ 7.730	10:59:57.251
2 -	2:48.284	+ 16.618	10:52:51.270	5 -	2:31.666		11:02:28.917
3 -	4:26.585 P	+ 1:54.919	10:57:17.855				
30	Dave CARR		Elise S2				
1 -	2:56.982	+ 25.479	10:47:52.990	5 -	2:31.503		10:58:14.386
2 -	2:39.246	+ 7.743	10:50:32.236	6 -	2:54.848	+ 23.345	11:01:09.234
3 -	2:37.110	+ 5.607	10:53:09.346	7 -	2:32.825	+ 1.322	11:03:42.059
4 -	2:33.537	+ 2.034	10:55:42.883				
31	Danny GOLUBOVIC		Elise S2				
1 -	2:51.812	+ 29.627	10:46:49.930	6 -	2:32.910	+ 10.725	11:03:15.957
2 -	2:34.342	+ 12.157	10:49:24.272	7 -	2:27.999	+ 5.814	11:05:43.956
3 -	2:29.803	+ 7.618	10:51:54.075	8 -	2:28.226	+ 6.041	11:08:12.182
4 -	6:11.609 P	+ 3:49.424	10:58:05.684	9 -	2:23.862	+ 1.677	11:10:36.044
5 -	2:37.363	+ 15.178	11:00:43.047	10 -	2:22.185		11:12:58.229

Cars 12 and 22 from lotus cup also out on track but not timed

Weather / Track : Cloudy / Damp

Snetterton 300
Circuit Length = 2.9689 miles
Start: 10:40 End: 11:13

Lotus on Track Elise Trophy

FREE PRACTICE - LAP ANALYSIS

32	Graeme FOLEY			Elise S1			
1 -	2:56.211	+ 24.895	10:47:53.577	5 -	2:36.409	+ 5.093	10:58:23.107
2 -	2:41.511	+ 10.195	10:50:35.088	6 -	7:48.158 P	+ 5:16.842	11:06:11.265
3 -	2:36.005	+ 4.689	10:53:11.093	7 -	2:45.836	+ 14.520	11:08:57.101
4 -	2:35.605	+ 4.289	10:55:46.698	8 -	2:31.316		11:11:28.417
34	James PROCTOR			Exige S2			
1 -	2:52.025	+ 25.240	10:46:31.494	7 -	2:32.770	+ 5.985	11:01:57.274
2 -	2:36.564	+ 9.779	10:49:08.058	8 -	2:34.444	+ 7.659	11:04:31.718
3 -	2:37.357	+ 10.572	10:51:45.415	9 -	2:28.445	+ 1.660	11:07:00.163
4 -	2:35.063	+ 8.278	10:54:20.478	10 -	2:26.785		11:09:26.948
5 -	2:31.874	+ 5.089	10:56:52.352	11 -	2:28.994	+ 2.209	11:11:55.942
6 -	2:32.152	+ 5.367	10:59:24.504				
35	Richard HUTTON			Elise S1			
1 -	2:49.105	+ 23.936	10:44:52.592	7 -	2:29.491	+ 4.322	11:00:08.321
2 -	2:39.360	+ 14.191	10:47:31.952	8 -	2:32.984	+ 7.815	11:02:41.305
3 -	2:33.859	+ 8.690	10:50:05.811	9 -	2:46.563	+ 21.394	11:05:27.868
4 -	2:33.712	+ 8.543	10:52:39.523	10 -	2:28.832	+ 3.663	11:07:56.700
5 -	2:31.157	+ 5.988	10:55:10.680	11 -	2:26.803	+ 1.634	11:10:23.503
6 -	2:28.150	+ 2.981	10:57:38.830	12 -	2:25.169		11:12:48.672
37	Mark YATES			Elise S1			
1 -	2:54.715	+ 25.683	10:47:40.698	6 -	2:36.396	+ 7.364	11:00:54.896
2 -	2:41.035	+ 12.003	10:50:21.733	7 -	2:35.551	+ 6.519	11:03:30.447
3 -	2:40.369	+ 11.337	10:53:02.102	8 -	2:34.739	+ 5.707	11:06:05.186
4 -	2:37.863	+ 8.831	10:55:39.965	9 -	2:32.341	+ 3.309	11:08:37.527
5 -	2:38.535	+ 9.503	10:58:18.500	10 -	2:29.032		11:11:06.559
41	Stuart KIRKBRIDE			Elise S1			
1 -	2:54.272	+ 25.286	10:48:38.581	6 -	2:37.901	+ 8.915	11:02:00.937
2 -	2:44.345	+ 15.359	10:51:22.926	7 -	2:37.196	+ 8.210	11:04:38.133
3 -	2:42.646	+ 13.660	10:54:05.572	8 -	2:31.663	+ 2.677	11:07:09.796
4 -	2:39.862	+ 10.876	10:56:45.434	9 -	2:30.501	+ 1.515	11:09:40.297
5 -	2:37.602	+ 8.616	10:59:23.036	10 -	2:28.986		11:12:09.283
43	Phil STRATTON-LAKE			Elise S1			
1 -	2:48.167	+ 20.533	10:46:43.076	6 -	2:44.514	+ 16.880	11:03:07.614
2 -	2:38.373	+ 10.739	10:49:21.449	7 -	2:35.559	+ 7.925	11:05:43.173
3 -	2:35.674	+ 8.040	10:51:57.123	8 -	2:32.387	+ 4.753	11:08:15.560
4 -	2:34.922	+ 7.288	10:54:32.045	9 -	2:28.668	+ 1.034	11:10:44.228
5 -	5:51.055 P	+ 3:23.421	11:00:23.100	10 -	2:27.634		11:13:11.862
49	Steve TRANTER			Exige S2			
1 -	2:40.354	+ 5.562	10:48:18.854	3 -	2:34.792		10:53:31.504
2 -	2:37.858	+ 3.066	10:50:56.712				
54	Simon OAKLEY			Elise S2			
1 -	2:54.431	+ 24.223	10:47:08.606	6 -	2:35.294	+ 5.086	11:00:23.692
2 -	2:44.703	+ 14.495	10:49:53.309	7 -	2:33.532	+ 3.324	11:02:57.224
3 -	2:38.644	+ 8.436	10:52:31.953	8 -	2:34.914	+ 4.706	11:05:32.138
4 -	2:39.977	+ 9.769	10:55:11.930	9 -	2:30.208		11:08:02.346
5 -	2:36.468	+ 6.260	10:57:48.398				
56	Stuart ROWLAND			Elise S1			
1 -	5:17.342 P	+ 2:55.318	10:47:56.899	6 -	2:27.195	+ 5.171	11:00:58.117
2 -	2:45.819	+ 23.795	10:50:42.718	7 -	2:25.789	+ 3.765	11:03:23.906
3 -	2:32.223	+ 10.199	10:53:14.941	8 -	2:24.020	+ 1.996	11:05:47.926
4 -	2:34.180	+ 12.156	10:55:49.121	9 -	2:49.265	+ 27.241	11:08:37.191
5 -	2:41.801	+ 19.777	10:58:30.922	10 -	2:22.024		11:10:59.215

Cars 12 and 22 from lotus cup also out on track but not timed

Weather / Track : Cloudy / Damp

Snetterton 300
Circuit Length = 2.9689 miles
Start: 10:40 End: 11:13

Lotus on Track Elise Trophy

FREE PRACTICE - LAP ANALYSIS

57	Neil STOTHERT		Elise S1				
1 -	2:57.111	+ 23.629	10:48:04.192	5 -	2:36.391	+ 2.909	10:58:47.121
2 -	2:47.380	+ 13.898	10:50:51.572	6 -	2:33.927	+ 0.445	11:01:21.048
3 -	2:42.451	+ 8.969	10:53:34.023	7 -	2:33.482		11:03:54.530
4 -	2:36.707	+ 3.225	10:56:10.730				
59	Nigel HANNAM		Elise S1				
1 -	2:48.855	+ 19.834	10:46:45.380	6 -	2:30.355	+ 1.334	10:59:27.347
2 -	2:34.483	+ 5.462	10:49:19.863	7 -	2:30.368	+ 1.347	11:01:57.715
3 -	2:33.707	+ 4.686	10:51:53.570	8 -	2:38.500	+ 9.479	11:04:36.215
4 -	2:31.525	+ 2.504	10:54:25.095	9 -	2:30.722	+ 1.701	11:07:06.937
5 -	2:31.897	+ 2.876	10:56:56.992	10 -	2:29.021		11:09:35.958
65	John LAMASTER		Elise S2				
1 -	2:41.361	+ 6.985	10:44:41.771	3 -	9:07.587 P	+ 6:33.211	10:56:23.734
2 -	2:34.376		10:47:16.147	4 -	2:32.338	+ -2.038	10:58:56.072
72	Dan PLANT		Elise S1				
1 -	2:50.063	+ 23.481	10:47:34.773	6 -	2:31.113	+ 4.531	11:00:09.379
2 -	2:32.698	+ 6.116	10:50:07.471	7 -	2:26.582		11:02:35.961
3 -	2:28.984	+ 2.402	10:52:36.455	8 -	2:26.707	+ 0.125	11:05:02.668
4 -	2:29.885	+ 3.303	10:55:06.340	9 -	4:17.009 P	+ 1:50.427	11:09:19.677
5 -	2:31.926	+ 5.344	10:57:38.266	10 -	2:28.578	+ 1.996	11:11:48.255
77	Graham TAVENDER		Elise S2				
1 -	2:46.005	+ 18.231	10:48:12.756	6 -	2:30.912	+ 3.138	11:01:07.259
2 -	2:38.418	+ 10.644	10:50:51.174	7 -	2:30.839	+ 3.065	11:03:38.098
3 -	2:35.460	+ 7.686	10:53:26.634	8 -	2:29.167	+ 1.393	11:06:07.265
4 -	2:37.654	+ 9.880	10:56:04.288	9 -	2:28.336	+ 0.562	11:08:35.601
5 -	2:32.059	+ 4.285	10:58:36.347	10 -	2:27.774		11:11:03.375
78	Steve TRAIN		Elise S2 111R				
1 -	2:43.002	+ 20.196	10:49:10.942	6 -	4:42.122 P	+ 2:19.316	11:03:49.968
2 -	2:30.135	+ 7.329	10:51:41.077	7 -	2:29.358	+ 6.552	11:06:19.326
3 -	2:29.875	+ 7.069	10:54:10.952	8 -	2:24.055	+ 1.249	11:08:43.381
4 -	2:29.486	+ 6.680	10:56:40.438	9 -	2:22.806		11:11:06.187
5 -	2:27.408	+ 4.602	10:59:07.846				
79	Mike VASE		Elise S2 111R				
1 -	3:02.861	+ 38.590	10:49:01.915	6 -	2:43.176	+ 18.905	11:04:21.947
2 -	2:34.851	+ 10.580	10:51:36.766	7 -	2:26.440	+ 2.169	11:06:48.387
3 -	2:29.716	+ 5.445	10:54:06.482	8 -	2:24.271		11:09:12.658
4 -	2:28.021	+ 3.750	10:56:34.503	9 -	2:24.446	+ 0.175	11:11:37.104
5 -	5:04.268 P	+ 2:39.997	11:01:38.771				
89	Simon JONES		Elise S1				
1 -	2:45.651	+ 17.476	10:49:41.094	6 -	2:30.097	+ 1.922	11:03:15.406
2 -	3:27.559 P	+ 59.384	10:53:08.653	7 -	2:28.175		11:05:43.581
3 -	2:35.863	+ 7.688	10:55:44.516	8 -	3:40.498 P	+ 1:12.323	11:09:24.079
4 -	2:31.152	+ 2.977	10:58:15.668	9 -	2:33.147	+ 4.972	11:11:57.226
5 -	2:29.641	+ 1.466	11:00:45.309				
91	Luigi VALENTINO MAZZA		Elise S1				
1 -	3:04.934	+ 40.208	10:47:16.838	4 -	2:32.707	+ 7.981	11:02:22.775
2 -	2:57.812	+ 33.086	10:50:14.650	5 -	2:24.726		11:04:47.501
3 -	9:35.418 P	+ 7:10.692	10:59:50.068	6 -	2:25.230	+ 0.504	11:07:12.731
97	Andy DOLAN		Elise S1				
1 -	3:49.438 P	+ 1:21.722	10:49:24.033	6 -	2:33.211	+ 5.495	11:02:23.245
2 -	2:41.882	+ 14.166	10:52:05.915	7 -	2:32.430	+ 4.714	11:04:55.675
3 -	2:35.752	+ 8.036	10:54:41.667	8 -	2:30.148	+ 2.432	11:07:25.823

Cars 12 and 22 from lotus cup also out on track but not timed

Weather / Track : Cloudy / Damp

Snetterton 300
Circuit Length = 2.9689 miles
Start: 10:40 End: 11:13

Lotus on Track Elise Trophy
FREE PRACTICE - LAP ANALYSIS

4 -	2:34.414	+ 6.698	10:57:16.081	9 -	2:28.996	+ 1.280	11:09:54.819
5 -	2:33.953	+ 6.237	10:59:50.034	10 -	2:27.716		11:12:22.535

Cars 12 and 22 from lotus cup also out on track but not timed

Weather / Track : Cloudy / Damp

Snetterton 300
Circuit Length = 2.9689 miles
Start: 10:40 End: 11:13

Lotus on Track Elise Trophy

QUALIFYING - RACE 5 - CLASSIFICATION - AMENDED

POS	NO	CL	NAME	ENTRY	TIME	ON	LAPS	GAP	DIFF	MPH
1	5		Ken SAVAGE	Elise S1	2:13.806	3	9			79.87
2	91		Luigi VALENTINO MAZZA	Elise S1	2:14.290	9	9	0.484	0.484	79.58
3	3		Steve QUICK	Elise S2	2:15.358	2	6	1.552	1.068	78.96
4	79		Mike VASE	Elise S2 111R	2:15.423	2	8	1.617	0.065	78.92
5	72		Dan PLANT	Elise S1	2:16.028	9	9	2.222	0.605	78.57
6	11		Chris DUNSTER	Elise S1	2:16.056	3	8	2.250	0.028	78.55
7	78		Steve TRAIN	Elise S2 111R	2:16.328	9	9	2.522	0.272	78.39
8	92		Craig DENMAN	Elise S1	2:16.330	9	9	2.524	0.002	78.39
9	31		Danny GOLUBOVIC	Elise S2	2:16.486	9	9	2.680	0.156	78.30
10	97		Andy DOLAN	Elise S1	2:16.928	9	9	3.122	0.442	78.05
11	59		Nigel HANNAM	Elise S1	2:17.221	3	9	3.415	0.293	77.88
12	43		Phil STRATTON-LAKE	Elise S1	2:17.437	9	9	3.631	0.216	77.76
13	65		John LAMASTER	Elise S2	2:17.500	8	9	3.694	0.063	77.73
14	15		Tania MANN	Elise S2 111R	2:17.502	2	6	3.696	0.002	77.73
15	63		Paul BAKER	Elise S1	2:17.816	8	9	4.010	0.314	77.55
16	24		Axel MERTENS	Elise S1	2:17.933	8	8	4.127	0.117	77.48
17	12		Seth WALPOLE	Elise S1	2:18.107	5	9	4.301	0.174	77.38
18	29		Greg NOBLE	Elise S1	2:18.245	3	8	4.439	0.138	77.31
19	77		Graham TAVENDER	Elise S2	2:18.274	9	9	4.468	0.029	77.29
20	89		Simon JONES	Elise S1	2:18.382	2	9	4.576	0.108	77.23
21	41		Stuart KIRKBRIDE	Elise S1	2:19.050	8	9	5.244	0.668	76.86
22	16		Ben HYLAND	Elise S1	2:19.095	2	3	5.289	0.045	76.84
23	57		Neil STOTHERT	Elise S1	2:19.239	6	8	5.433	0.144	76.76
24	37		Mark YATES	Elise S1	2:19.392	8	8	5.586	0.153	76.67
25	32		Graeme FOLEY	Elise S1	2:20.614	9	9	6.808	1.222	76.01
26	28		Will PRICE	Elise S1	2:20.857	2	7	7.051	0.243	75.87
27	4		Nigel AYRES	Elise S1	2:20.918	2	6	7.112	0.061	75.84
28	34		James PROCTOR	Exige S2	2:21.060	8	9	7.254	0.142	75.76
29	61		Rob WOOLRIDGE	Elise S1	2:21.363	3	5	7.557	0.303	75.60
30	49		Steve TRANTER	Exige S2	2:24.539	5	5	10.733	3.176	73.94
31	23		Gary BROAD	Elise S1	2:30.843	3	3	17.037	6.304	70.85
32	30		Dave CARR	Elise S2		0	1			
33	56		Stuart ROWLAND	Elise S1		0	0			
DQ	35		Richard HUTTON	Elise S1			0			
DQ	54		Simon OAKLEY	Elise S2			0			

Cars 35 and 54 times disallowed from session for failing scrutineering Q19. Start from back of grid with 10 second penalty

Weather / Track : Cloudy / Dry

These results are provisional until the conclusion of any judicial and technical matters.

Snetterton 300

Circuit Length = 2.9689 miles

Start: 14:25 End: 14:47

Clerk of Course :		Timekeeper :	
-------------------	--	--------------	--

Lotus on Track Elise Trophy

QUALIFYING - RACE 5 - LAP ANALYSIS

3	Steve QUICK		Elise S2				
1 -	2:21.029	+ 5.671	14:27:38.483	4 -	2:18.077	+ 2.719	14:34:28.146
2 -	2:15.358		14:29:53.841	5 -	2:16.003	+ 0.645	14:36:44.149
3 -	2:16.228	+ 0.870	14:32:10.069	6 -	2:24.366	+ 9.008	14:39:08.515
4	Nigel AYRES		Elise S1				
1 -	2:27.365	+ 6.447	14:29:11.548	4 -	5:05.083 P	+ 2:44.165	14:38:59.483
2 -	2:20.918		14:31:32.466	5 -	2:28.760	+ 7.842	14:41:28.243
3 -	2:21.934	+ 1.016	14:33:54.400	6 -	2:23.103	+ 2.185	14:43:51.346
5	Ken SAVAGE		Elise S1				
1 -	2:21.819	+ 8.013	14:27:27.891	6 -	2:18.320	+ 4.514	14:38:44.960
2 -	2:14.707	+ 0.901	14:29:42.598	7 -	2:18.500	+ 4.694	14:41:03.460
3 -	2:13.806		14:31:56.404	8 -	2:16.177	+ 2.371	14:43:19.637
4 -	2:14.464	+ 0.658	14:34:10.868	9 -	2:17.934	+ 4.128	14:45:37.571
5 -	2:15.772	+ 1.966	14:36:26.640				
11	Chris DUNSTER		Elise S1				
1 -	2:21.589	+ 5.533	14:27:28.298	5 -	2:16.702	+ 0.646	14:36:36.051
2 -	2:16.945	+ 0.889	14:29:45.243	6 -	3:02.116 P	+ 46.060	14:39:38.167
3 -	2:16.056		14:32:01.299	7 -	2:21.372	+ 5.316	14:41:59.539
4 -	2:18.050	+ 1.994	14:34:19.349	8 -	2:18.775	+ 2.719	14:44:18.314
12	Seth WALPOLE		Elise S1				
1 -	2:23.253	+ 5.146	14:27:39.903	6 -	2:22.755	+ 4.648	14:39:19.117
2 -	2:20.031	+ 1.924	14:29:59.934	7 -	2:18.485	+ 0.378	14:41:37.602
3 -	2:18.920	+ 0.813	14:32:18.854	8 -	2:18.531	+ 0.424	14:43:56.133
4 -	2:19.401	+ 1.294	14:34:38.255	9 -	2:19.466	+ 1.359	14:46:15.599
5 -	2:18.107		14:36:56.362				
15	Tania MANN		Elise S2 111R				
1 -	2:22.028	+ 4.526	14:27:33.487	4 -	2:18.670	+ 1.168	14:34:37.172
2 -	2:17.502		14:29:50.989	5 -	2:17.798	+ 0.296	14:36:54.970
3 -	2:27.513	+ 10.011	14:32:18.502	6 -	2:25.827	+ 8.325	14:39:20.797
16	Ben HYLAND		Elise S1				
1 -	2:34.658	+ 15.563	14:29:20.074	3 -	4:01.194 P	+ 1:42.099	14:35:40.363
2 -	2:19.095		14:31:39.169				
23	Gary BROAD		Elise S1				
1 -	2:27.170	+ -3.673	14:28:06.908	3 -	2:30.843		14:33:17.637
2 -	2:39.886	+ 9.043	14:30:46.794				
24	Axel MERTENS		Elise S1				
1 -	2:25.841	+ 7.908	14:27:39.563	5 -	2:19.632	+ 1.699	14:38:47.331
2 -	2:20.800	+ 2.867	14:30:00.363	6 -	2:18.829	+ 0.896	14:41:06.160
3 -	4:04.108 P	+ 1:46.175	14:34:04.471	7 -	2:22.944	+ 5.011	14:43:29.104
4 -	2:23.228	+ 5.295	14:36:27.699	8 -	2:17.933		14:45:47.037
28	Will PRICE		Elise S1				
1 -	2:25.019	+ 4.162	14:30:57.435	5 -	2:22.963	+ 2.106	14:40:39.734
2 -	2:20.857		14:33:18.292	6 -	2:23.496	+ 2.639	14:43:03.230
3 -	2:21.438	+ 0.581	14:35:39.730	7 -	2:22.284	+ 1.427	14:45:25.514
4 -	2:37.041	+ 16.184	14:38:16.771				
29	Greg NOBLE		Elise S1				
1 -	2:40.676	+ 22.431	14:28:40.065	5 -	2:19.393	+ 1.148	14:38:12.180
2 -	2:20.410	+ 2.165	14:31:00.475	6 -	2:19.361	+ 1.116	14:40:31.541
3 -	2:18.245		14:33:18.720	7 -	2:20.157	+ 1.912	14:42:51.698
4 -	2:34.067	+ 15.822	14:35:52.787	8 -	2:19.083	+ 0.838	14:45:10.781

Weather / Track : Cloudy / Dry

Snetterton 300
Circuit Length = 2.9689 miles
Start: 14:25 End: 14:47

Lotus on Track Elise Trophy

QUALIFYING - RACE 5 - LAP ANALYSIS

30	Dave CARR		Elise S2				
1 -	2:35.173	3 - 3:58:19.603	14:29:22.080				
31	Danny GOLUBOVIC		Elise S2				
1 -	2:25.355	+ 8.869	14:28:02.978	6 -	2:17.262	+ 0.776	14:39:36.759
2 -	2:19.149	+ 2.663	14:30:22.127	7 -	2:20.780	+ 4.294	14:41:57.539
3 -	2:19.982	+ 3.496	14:32:42.109	8 -	2:16.556	+ 0.070	14:44:14.095
4 -	2:18.467	+ 1.981	14:35:00.576	9 -	2:16.486		14:46:30.581
5 -	2:18.921	+ 2.435	14:37:19.497				
32	Graeme FOLEY		Elise S1				
1 -	2:29.156	+ 8.542	14:28:04.905	6 -	2:21.594	+ 0.980	14:39:55.895
2 -	2:21.225	+ 0.611	14:30:26.130	7 -	2:33.086	+ 12.472	14:42:28.981
3 -	2:21.709	+ 1.095	14:32:47.839	8 -	2:20.624	+ 0.010	14:44:49.605
4 -	2:22.944	+ 2.330	14:35:10.783	9 -	2:20.614		14:47:10.219
5 -	2:23.518	+ 2.904	14:37:34.301				
34	James PROCTOR		Exige S2				
1 -	2:31.194	+ 10.134	14:27:53.261	6 -	2:21.975	+ 0.915	14:39:55.168
2 -	2:22.361	+ 1.301	14:30:15.622	7 -	2:22.137	+ 1.077	14:42:17.305
3 -	2:25.863	+ 4.803	14:32:41.485	8 -	2:21.060		14:44:38.365
4 -	2:24.685	+ 3.625	14:35:06.170	9 -	2:21.314	+ 0.254	14:46:59.679
5 -	2:27.023	+ 5.963	14:37:33.193				
35	Richard HUTTON		Elise S1				
1 -	2:26.882	+ 6.639	14:27:50.297	5 -	2:48.181	+ 27.938	14:37:44.818
2 -	2:23.519	+ 3.276	14:30:13.816	6 -	2:42.397	+ 22.154	14:40:27.215
3 -	2:22.158	+ 1.915	14:32:35.974	7 -	2:22.842	+ 2.599	14:42:50.057
4 -	2:20.663	+ 0.420	14:34:56.637	8 -	2:20.243		14:45:10.300
37	Mark YATES		Elise S1				
1 -	2:26.270	+ 6.878	14:27:46.262	5 -	2:22.263	+ 2.871	14:37:14.764
2 -	2:21.255	+ 1.863	14:30:07.517	6 -	2:20.957	+ 1.565	14:39:35.721
3 -	2:22.352	+ 2.960	14:32:29.869	7 -	2:22.363	+ 2.971	14:41:58.084
4 -	2:22.632	+ 3.240	14:34:52.501	8 -	2:19.392		14:44:17.476
41	Stuart KIRKBRIDE		Elise S1				
1 -	2:38.867	+ 19.817	14:28:35.960	6 -	2:19.634	+ 0.584	14:40:16.834
2 -	2:21.140	+ 2.090	14:30:57.100	7 -	2:19.455	+ 0.405	14:42:36.289
3 -	2:19.619	+ 0.569	14:33:16.719	8 -	2:19.050		14:44:55.339
4 -	2:19.670	+ 0.620	14:35:36.389	9 -	2:19.301	+ 0.251	14:47:14.640
5 -	2:20.811	+ 1.761	14:37:57.200				
43	Phil STRATTON-LAKE		Elise S1				
1 -	2:29.739	+ 12.302	14:27:56.920	6 -	2:18.726	+ 1.289	14:40:01.506
2 -	2:22.814	+ 5.377	14:30:19.734	7 -	2:42.429	+ 24.992	14:42:43.935
3 -	2:25.692	+ 8.255	14:32:45.426	8 -	2:19.031	+ 1.594	14:45:02.966
4 -	2:38.532	+ 21.095	14:35:23.958	9 -	2:17.437		14:47:20.403
5 -	2:18.822	+ 1.385	14:37:42.780				
49	Steve TRANTER		Exige S2				
1 -	2:38.602	+ 14.063	14:31:24.366	4 -	7:13.432	+ 4:48.893	14:43:33.991
2 -	2:30.226	+ 5.687	14:33:54.592	5 -	2:24.539		14:45:58.530
3 -	2:25.967	+ 1.428	14:36:20.559				
54	Simon OAKLEY		Elise S2				
1 -	2:29.246	+ 7.396	14:28:20.137	6 -	2:22.259	+ 0.409	14:40:12.123
2 -	2:22.767	+ 0.917	14:30:42.904	7 -	2:22.471	+ 0.621	14:42:34.594
3 -	2:22.898	+ 1.048	14:33:05.802	8 -	2:23.465	+ 1.615	14:44:58.059
4 -	2:21.850		14:35:27.652	9 -	2:22.328	+ 0.478	14:47:20.387
5 -	2:22.212	+ 0.362	14:37:49.864				

Weather / Track : Cloudy / Dry

Snetterton 300
Circuit Length = 2.9689 miles
Start: 14:25 End: 14:47

Lotus on Track Elise Trophy

QUALIFYING - RACE 5 - LAP ANALYSIS

56	Stuart ROWLAND			Elise S1			
57	Neil STOTHERT			Elise S1			
1 -	2:29.634	+ 10.395	14:29:23.289	5 -	2:20.967	+ 1.728	14:38:45.809
2 -	2:21.030	+ 1.791	14:31:44.319	6 -	2:19.239		14:41:05.048
3 -	2:20.215	+ 0.976	14:34:04.534	7 -	2:19.546	+ 0.307	14:43:24.594
4 -	2:20.308	+ 1.069	14:36:24.842	8 -	2:19.496	+ 0.257	14:45:44.090
59	Nigel HANNAM			Elise S1			
1 -	2:30.564	+ 13.343	14:28:12.373	6 -	2:18.596	+ 1.375	14:39:43.416
2 -	2:17.753	+ 0.532	14:30:30.126	7 -	2:17.967	+ 0.746	14:42:01.383
3 -	2:17.221		14:32:47.347	8 -	2:17.354	+ 0.133	14:44:18.737
4 -	2:18.995	+ 1.774	14:35:06.342	9 -	2:18.941	+ 1.720	14:46:37.678
5 -	2:18.478	+ 1.257	14:37:24.820				
61	Rob WOOLRIDGE			Elise S1			
1 -	2:29.234	+ 7.871	14:28:38.110	4 -	2:23.535	+ 2.172	14:35:45.273
2 -	2:22.265	+ 0.902	14:31:00.375	5 -	2:22.145	+ 0.782	14:38:07.418
3 -	2:21.363		14:33:21.738				
63	Paul BAKER			Elise S1			
1 -	2:32.929	+ 15.113	14:28:16.272	6 -	2:19.100	+ 1.284	14:39:57.686
2 -	2:18.343	+ 0.527	14:30:34.615	7 -	2:27.743	+ 9.927	14:42:25.429
3 -	2:19.192	+ 1.376	14:32:53.807	8 -	2:17.816		14:44:43.245
4 -	2:18.945	+ 1.129	14:35:12.752	9 -	2:29.252	+ 11.436	14:47:12.497
5 -	2:25.834	+ 8.018	14:37:38.586				
65	John LAMASTER			Elise S2			
1 -	2:22.501	+ 5.001	14:27:30.409	6 -	2:18.817	+ 1.317	14:39:23.317
2 -	2:17.921	+ 0.421	14:29:48.330	7 -	2:18.047	+ 0.547	14:41:41.364
3 -	2:19.050	+ 1.550	14:32:07.380	8 -	2:17.500		14:43:58.864
4 -	2:34.986	+ 17.486	14:34:42.366	9 -	2:20.810	+ 3.310	14:46:19.674
5 -	2:22.134	+ 4.634	14:37:04.500				
72	Dan PLANT			Elise S1			
1 -	2:21.985	+ 5.957	14:27:32.816	6 -	2:20.456	+ 4.428	14:39:14.759
2 -	2:17.436	+ 1.408	14:29:50.252	7 -	2:17.558	+ 1.530	14:41:32.317
3 -	2:26.285	+ 10.257	14:32:16.537	8 -	2:16.602	+ 0.574	14:43:48.919
4 -	2:19.598	+ 3.570	14:34:36.135	9 -	2:16.028		14:46:04.947
5 -	2:18.168	+ 2.140	14:36:54.303				
77	Graham TAVENDER			Elise S2			
1 -	2:24.221	+ 5.947	14:28:01.124	6 -	2:21.764	+ 3.490	14:39:46.322
2 -	2:22.454	+ 4.180	14:30:23.578	7 -	2:18.846	+ 0.572	14:42:05.168
3 -	2:19.742	+ 1.468	14:32:43.320	8 -	2:18.587	+ 0.313	14:44:23.755
4 -	2:19.769	+ 1.495	14:35:03.089	9 -	2:18.274		14:46:42.029
5 -	2:21.469	+ 3.195	14:37:24.558				
78	Steve TRAIN			Elise S2 111R			
1 -	2:22.462	+ 6.134	14:27:29.854	6 -	2:23.967	+ 7.639	14:39:09.727
2 -	2:17.919	+ 1.591	14:29:47.773	7 -	2:17.981	+ 1.653	14:41:27.708
3 -	2:18.697	+ 2.369	14:32:06.470	8 -	2:17.587	+ 1.259	14:43:45.295
4 -	2:18.556	+ 2.228	14:34:25.026	9 -	2:16.328		14:46:01.623
5 -	2:20.734	+ 4.406	14:36:45.760				
79	Mike VASE			Elise S2 111R			
1 -	2:22.038	+ 6.615	14:29:40.120	5 -	2:23.451	+ 8.028	14:38:56.597
2 -	2:15.423		14:31:55.543	6 -	2:17.786	+ 2.363	14:41:14.383
3 -	2:17.096	+ 1.673	14:34:12.639	7 -	2:23.514	+ 8.091	14:43:37.897
4 -	2:20.507	+ 5.084	14:36:33.146	8 -	2:17.458	+ 2.035	14:45:55.355

Weather / Track : Cloudy / Dry

Snetterton 300
Circuit Length = 2.9689 miles
Start: 14:25 End: 14:47

Lotus on Track Elise Trophy
QUALIFYING - RACE 5 - LAP ANALYSIS

89	Simon JONES			Elise S1			
1 -	2:22.156	+ 3.774	14:27:30.690	6 -	3:29.998 P	+ 1:11.616	14:40:19.650
2 -	2:18.382		14:29:49.072	7 -	2:26.656	+ 8.274	14:42:46.306
3 -	2:19.003	+ 0.621	14:32:08.075	8 -	2:18.638	+ 0.256	14:45:04.944
4 -	2:19.768	+ 1.386	14:34:27.843	9 -	2:19.497	+ 1.115	14:47:24.441
5 -	2:21.809	+ 3.427	14:36:49.652				
91	Luigi VALENTINO MAZZA			Elise S1			
1 -	2:19.850	+ 5.560	14:27:35.331	6 -	3:34.847 P	+ 1:20.557	14:40:23.733
2 -	2:16.488	+ 2.198	14:29:51.819	7 -	2:22.423	+ 8.133	14:42:46.156
3 -	2:24.896	+ 10.606	14:32:16.715	8 -	2:15.750	+ 1.460	14:45:01.906
4 -	2:16.215	+ 1.925	14:34:32.930	9 -	2:14.290		14:47:16.196
5 -	2:15.956	+ 1.666	14:36:48.886				
92	Craig DENMAN			Elise S1			
1 -	2:21.750	+ 5.420	14:27:31.337	6 -	2:25.347	+ 9.017	14:39:08.210
2 -	2:17.956	+ 1.626	14:29:49.293	7 -	2:19.394	+ 3.064	14:41:27.604
3 -	2:18.252	+ 1.922	14:32:07.545	8 -	2:16.768	+ 0.438	14:43:44.372
4 -	2:17.762	+ 1.432	14:34:25.307	9 -	2:16.330		14:46:00.702
5 -	2:17.556	+ 1.226	14:36:42.863				
97	Andy DOLAN			Elise S1			
1 -	2:37.758	+ 20.830	14:28:22.476	6 -	2:17.542	+ 0.614	14:40:03.157
2 -	2:25.428	+ 8.500	14:30:47.904	7 -	2:17.578	+ 0.650	14:42:20.735
3 -	2:20.250	+ 3.322	14:33:08.154	8 -	2:17.672	+ 0.744	14:44:38.407
4 -	2:19.248	+ 2.320	14:35:27.402	9 -	2:16.928		14:46:55.335
5 -	2:18.213	+ 1.285	14:37:45.615				

Weather / Track : Cloudy / Dry

Snetterton 300
 Circuit Length = 2.9689 miles
 Start: 14:25 End: 14:47

Lotus on Track Elise Trophy

RACE 5 - GRID - AMENDED

ROW 19	35 Richard HUTTON + 10 SECONDS	54 Simon OAKLEY + 10 SECONDS
ROW 18		
ROW 17	0.000 56 Stuart ROWLAND	
ROW 16	2:30.843 23 Gary BROAD	0.000 30 Dave CARR
ROW 15	2:21.363 61 Rob WOOLRIDGE	2:24.539 49 Steve TRANTER
ROW 14	2:20.918 4 Nigel AYRES	2:21.060 34 James PROCTOR
ROW 13	2:20.614 32 Graeme FOLEY	2:20.857 28 Will PRICE
ROW 12	2:19.239 57 Neil STOTHERT	2:19.392 37 Mark YATES
ROW 11	2:19.050 41 Stuart KIRKBRIDE	2:19.095 16 Ben HYLAND
ROW 10	2:18.274 77 Graham TAVENDER	2:18.382 89 Simon JONES
ROW 9	2:18.107 12 Seth WALPOLE	2:18.245 29 Greg NOBLE
ROW 8	2:17.816 63 Paul BAKER	2:17.933 24 Axel MERTENS
ROW 7	2:17.500 65 John LAMASTER	2:17.502 15 Tania MANN
ROW 6	2:17.221 59 Nigel HANNAM	2:17.437 43 Phil STRATTON-LAKE
ROW 5	2:16.486 31 Danny GOLUBOVIC	2:16.928 97 Andy DOLAN
ROW 4	2:16.328 78 Steve TRAIN	2:16.330 92 Craig DENMAN
ROW 3	2:16.028 72 Dan PLANT	2:16.056 11 Chris DUNSTER
ROW 2	2:15.358 3 Steve QUICK	2:15.423 79 Mike VASE
ROW 1	2:13.806 5 Ken SAVAGE	2:14.290 91 Luigi VALENTINO MAZZA
	Pole	


Snetterton 300
Circuit Length = 2.9689 miles

These results are provisional until the conclusion of any judicial and technical matters.

Clerk of Course :	Timekeeper :
-------------------	--------------

Lotus on Track Elise Trophy

RACE 9 - GRID - AMENDED 2

ROW 18	35 Richard HUTTON + 10 SECONDS	54 Simon OAKLEY + 10 SECONDS
ROW 17		
ROW 16	56 Stuart ROWLAND	
ROW 15	2:30.843 23 Gary BROAD	30 Dave CARR
ROW 14	2:21.363 61 Rob WOOLRIDGE	2:24.539 49 Steve TRANTER
ROW 13	2:20.918 4 Nigel AYRES	2:21.060 34 James PROCTOR
ROW 12	2:20.614 32 Graeme FOLEY	2:20.857 28 Will PRICE
ROW 11	2:19.239 57 Neil STOTHERT	2:19.392 37 Mark YATES
ROW 10	2:19.050 41 Stuart KIRKBRIDE	2:19.095 16 Ben HYLAND
ROW 9	2:18.274 77 Graham TAVENDER	2:18.382 89 Simon JONES
ROW 8	2:18.107 12 Seth WALPOLE	2:18.245 29 Greg NOBLE
ROW 7	2:17.816 63 Paul BAKER	2:17.933 24 Axel MERTENS
ROW 6	2:17.437 43 Phil STRATTON-LAKE	2:17.500 65 John LAMASTER
ROW 5	2:14.290 91 Luigi VALENTINO MAZZA	2:13.806 5 Ken SAVAGE
ROW 4	2:15.423 79 Mike VASE	2:15.358 3 Steve QUICK
ROW 3	2:16.056 11 Chris DUNSTER	2:16.028 72 Dan PLANT
ROW 2	2:16.330 92 Craig DENMAN	2:16.328 78 Steve TRAIN
ROW 1	2:17.221 59 Nigel HANNAM	2:16.486 31 Danny GOLUBOVIC
Pole		
		

Snetterton 300
Circuit Length = 2.9689 miles

These results are provisional until the conclusion of any judicial and technical matters.

Clerk of Course :	Timekeeper :
-------------------	--------------

Lotus on Track Elise Trophy

RACE 5 - CLASSIFICATION

POS	NO	CL	NAME	ENTRY	LAPS	TIME	GAP	DIFF	MPH	BEST	ON
1	91		Luigi VALENTINO MAZZA	Elise S1	6	13:35.224			78.66	2:13.495	5
2	5		Ken SAVAGE	Elise S1	6	13:35.517	0.293	0.293	78.63	2:13.827	5
3	92		Craig DENMAN	Elise S1	6	13:39.058	3.834	3.541	78.29	2:14.783	3
4	11		Chris DUNSTER	Elise S1	6	13:51.314	16.090	12.256	77.14	2:15.542	3
5	72		Dan PLANT	Elise S1	6	13:53.603	18.379	2.289	76.92	2:17.138	6
6	65		John LAMASTER	Elise S2	6	14:00.298	25.074	6.695	76.31	2:16.387	6
7	31		Danny GOLUBOVIC	Elise S2	6	14:00.402	25.178	0.104	76.30	2:17.832	3
8	43		Phil STRATTON-LAKE	Elise S1	6	14:00.874	25.650	0.472	76.26	2:16.330	5
9	41		Stuart KIRKBRIDE	Elise S1	6	14:01.280	26.056	0.406	76.22	2:17.359	6
10	56		Stuart ROWLAND	Elise S1	6	14:02.956	27.732	1.676	76.07	2:14.856	6
11	78		Steve TRAIN	Elise S2 111R	6	14:07.456	32.232	4.500	75.67	2:17.923	5
12	16		Ben HYLAND	Elise S1	6	14:07.589	32.365	0.133	75.65	2:17.609	3
13	77		Graham TAVENDER	Elise S2	6	14:08.096	32.872	0.507	75.61	2:16.858	5
14	29		Greg NOBLE	Elise S1	6	14:08.816	33.592	0.720	75.55	2:17.796	2
15	12		Seth WALPOLE	Elise S1	6	14:12.819	37.595	4.003	75.19	2:18.643	3
16	28		Will PRICE	Elise S1	6	14:20.905	45.681	8.086	74.48	2:20.114	2
17	57		Neil STOTHERT	Elise S1	6	14:20.952	45.728	0.047	74.48	2:20.060	3
18	59		Nigel HANNAM	Elise S1	6	14:21.297	46.073	0.345	74.45	2:17.427	3
19	4		Nigel AYRES	Elise S1	6	14:21.984	46.760	0.687	74.39	2:19.035	5
20	37		Mark YATES	Elise S1	6	14:29.809	54.585	7.825	73.72	2:19.929	6
21	30		Dave CARR	Elise S2	6	14:32.361	57.137	2.552	73.51	2:20.653	3
22	49		Steve TRANTER	Exige S2	6	14:37.634	1:02.410	5.273	73.06	2:22.039	5
23	35		Richard HUTTON	Elise S1	6	14:38.229	1:03.005	0.595	73.02	2:21.005	5
24	32		Graeme FOLEY	Elise S1	6	14:41.661	1:06.437	3.432	72.73	2:21.006	6
25	61		Rob WOOLRIDGE	Elise S1	6	14:43.488	1:08.264	1.827	72.58	2:20.861	5
26	54		Simon OAKLEY	Elise S2	6	14:44.985	1:09.761	1.497	72.46	2:22.546	5
27	34		James PROCTOR	Exige S2	6	14:48.676	1:13.452	3.691	72.16	2:18.961	5
28	23		Gary BROAD	Elise S1	5	13:49.147	1 lap	1 lap	64.45	2:20.091	3
NOT CLASSIFIED											
DNF	24		Axel MERTENS	Elise S1	5	12:05.910	1 lap		73.61	2:19.107	4
DNF	15		Tania MANN	Elise S2 111R	0						
DNF	63		Paul BAKER	Elise S1	0						
RET	79		Mike VASE	Elise S2 111R	0						
DNF	89		Simon JONES	Elise S1	0						
RET	97		Andy DOLAN	Elise S1	0						
FASTEST LAP											
91			Luigi VALENTINO MAZZA	Elise S1	5	2:13.495		80.06 mph		128.84 kph	

Weather / Track : Cloudy / Dry

These results are provisional until the conclusion of any judicial and technical matters.

Snetterton 300

Circuit Length = 2.9689 miles

Start: 09:34 End: 09:52

Clerk of Course :		Timekeeper :	
-------------------	--	--------------	--

Lotus on Track Elise Trophy

RACE 5 - LAP CHART

Lap 1			Lap 2			Lap 3			Lap 4			Lap 5		
No	Behind	Laptime	No	Behind	Laptime	No	Behind	Laptime	No	Behind	Laptime	No	Behind	Laptime
5		2:22.448	5		2:15.026	5		2:14.750	91		2:14.327	91		2:13.495
91	0.253	2:22.701	91	0.398	2:15.171	91	0.487	2:14.839	5	0.507	2:15.321	5	0.839	2:13.827
92	0.874	2:23.322	92	0.840	2:14.992	92	0.873	2:14.783	92	1.282	2:15.223	92	3.247	2:15.460
72	2.373	2:24.821	11	5.860	2:16.456	11	6.652	2:15.542	11	8.745	2:16.907	11	13.241	2:17.991
78	4.260	2:26.708	72	5.889	2:18.542	72	8.870	2:17.731	72	11.329	2:17.273	72	15.932	2:18.098
11	4.430	2:26.878	78	8.308	2:19.074	78	11.745	2:18.187	31	15.791	2:17.889	31	20.822	2:18.526
31	5.076	2:27.524	43	9.013	2:18.758	43	12.613	2:18.350	65	17.755	2:19.096	43	21.326	2:16.330
43	5.281	2:27.729	31	9.634	2:19.584	31	12.716	2:17.832	43	18.491	2:20.692	65	23.378	2:19.118
65	7.136	2:29.584	65	10.495	2:18.385	65	13.473	2:17.728	41	19.275	2:17.960	41	23.388	2:17.608
41	9.488	2:31.936	41	12.888	2:18.426	41	16.129	2:17.991	78	22.903	2:25.972	78	27.331	2:17.923
12	10.665	2:33.113	12	15.127	2:19.488	12	19.020	2:18.643	29	23.345	2:18.538	56	27.567	2:15.883
24	12.063	2:34.511	29	15.363	2:17.796	29	19.621	2:19.008	16	24.035	2:18.625	16	28.165	2:17.625
29	12.593	2:35.041	24	16.885	2:19.848	16	20.224	2:17.609	56	25.179	2:17.318	29	28.505	2:18.655
16	13.087	2:35.535	16	17.365	2:19.304	77	21.198	2:17.952	12	26.098	2:21.892	77	29.651	2:16.858
77	13.258	2:35.706	77	17.996	2:19.764	24	22.521	2:20.386	77	26.288	2:19.904	12	33.389	2:20.786
28	13.704	2:36.152	28	18.792	2:20.114	56	22.675	2:18.380	24	26.814	2:19.107	28	38.829	2:21.549
57	14.146	2:36.594	56	19.045	2:19.152	28	24.588	2:20.546	28	30.775	2:21.001	59	39.370	2:19.358
37	14.776	2:37.224	57	19.975	2:20.855	57	25.285	2:20.060	57	30.802	2:20.331	57	39.495	2:22.188
56	14.919	2:37.367	37	20.865	2:21.115	23	26.395	2:20.091	59	33.507	2:19.579	4	40.065	2:19.035
23	15.061	2:37.509	23	21.054	2:21.019	37	26.504	2:20.389	23	33.948	2:22.367	24	45.377	2:32.058
32	16.650	2:39.098	30	23.964	2:22.001	59	28.742	2:17.427	4	34.525	2:19.562	30	46.490	2:23.281
4	16.890	2:39.338	4	24.921	2:23.057	4	29.777	2:19.606	30	36.704	2:21.651	37	49.347	2:20.335
30	16.989	2:39.437	59	26.065	2:21.517	30	29.867	2:20.653	37	42.507	2:30.817	49	54.004	2:22.039
34	17.201	2:39.649	49	29.128	2:25.693	49	38.093	2:23.715	49	45.460	2:22.181	35	54.166	2:21.005
49	18.461	2:40.909	61	29.367	2:25.196	35	40.072	2:24.195	35	46.656	2:21.398	32	1:00.122	2:23.252
61	19.197	2:41.645	54	30.253	2:25.035	54	40.521	2:25.018	32	50.365	2:23.576	61	1:00.315	2:20.861
59	19.574	2:42.022	35	30.627	2:24.389	32	41.603	2:21.484	54	51.271	2:25.564	54	1:00.322	2:22.546
54	20.244	2:42.692	32	34.869	2:33.245	61	46.022	2:31.405	61	52.949	2:21.741	34	1:09.031	2:18.961
35	21.264	2:43.712	34	52.550	2:50.375	34	58.552	2:20.752	34	1:03.565	2:19.827			

Weather / Track : Cloudy / Dry

Snetterton 300
Circuit Length = 2.9689 miles
Start: 09:34 End: 09:52

Lotus on Track Elise Trophy

RACE 5 - LAP CHART

Lap 6		
No	Behind	Laptime
91		2:14.691
5	0.293	2:14.145
92	3.834	2:15.278
23	1 LAP	4:08.161 P
11	16.090	2:17.540
72	18.379	2:17.138
65	25.074	2:16.387
31	25.178	2:19.047
43	25.650	2:19.015
41	26.056	2:17.359
56	27.732	2:14.856
78	32.232	2:19.592
16	32.365	2:18.891
77	32.872	2:17.912
29	33.592	2:19.778
12	37.595	2:18.897
28	45.681	2:21.543
57	45.728	2:20.924
59	46.073	2:21.394
4	46.760	2:21.386
37	54.585	2:19.929
30	57.137	2:25.338
49	1:02.410	2:23.097
35	1:03.005	2:23.530
32	1:06.437	2:21.006
61	1:08.264	2:22.640
54	1:09.761	2:24.130
34	1:13.452	2:19.112

Weather / Track : Cloudy / Dry

Snetterton 300
Circuit Length = 2.9689 miles
Start: 09:34 End: 09:52

Lotus on Track Elise Trophy

RACE 9 - CLASSIFICATION

POS	NO	CL	NAME	ENTRY	LAPS	TIME	GAP	DIFF	MPH	BEST	ON
1	91		Luigi VALENTINO MAZZA	Elise S1	9	20:36.055			77.82	2:14.394	7
2	5		Ken SAVAGE	Elise S1	9	20:38.931	2.876	2.876	77.64	2:15.308	5
3	11		Chris DUNSTER	Elise S1	9	20:39.499	3.444	0.568	77.60	2:16.042	7
4	3		Steve QUICK	Elise S2	9	20:42.806	6.751	3.307	77.39	2:16.270	7
5	56		Stuart ROWLAND	Elise S1	9	20:46.131	10.076	3.325	77.19	2:14.897	5
6	92		Craig DENMAN	Elise S1	9	20:52.869	16.814	6.738	76.77	2:15.362	5
7	59		Nigel HANNAM	Elise S1	9	20:53.240	17.185	0.371	76.75	2:17.772	8
8	77		Graham TAVENDER	Elise S2	9	20:53.424	17.369	0.184	76.74	2:16.916	6
9	72		Dan PLANT	Elise S1	9	20:53.781	17.726	0.357	76.72	2:17.323	7
10	65		John LAMASTER	Elise S2	9	20:57.724	21.669	3.943	76.48	2:17.445	4
11	16		Ben HYLAND	Elise S1	9	21:03.858	27.803	6.134	76.11	2:17.711	5
12	78		Steve TRAIN	Elise S2 111R	9	21:05.769	29.714	1.911	75.99	2:18.052	5
13	29		Greg NOBLE	Elise S1	9	21:29.127	53.072	23.358	74.61	2:20.307	7
14	57		Neil STOTHERT	Elise S1	9	21:29.604	53.549	0.477	74.59	2:20.510	4
15	31		Danny GOLUBOVIC	Elise S2	9	21:29.896	53.841	0.292	74.57	2:18.245	8
16	35		Richard HUTTON	Elise S1	9	21:42.709	1:06.654	12.813	73.84	2:20.462	5
17	12		Seth WALPOLE	Elise S1	9	21:44.662	1:08.607	1.953	73.73	2:19.759	6
18	32		Graeme FOLEY	Elise S1	9	21:47.974	1:11.919	3.312	73.54	2:20.428	6
19	54		Simon OAKLEY	Elise S2	9	21:57.522	1:21.467	9.548	73.01	2:22.006	6
NOT CLASSIFIED											
DNF	37		Mark YATES	Elise S1	4	9:44.832	5 laps	5 laps	73.10	2:21.903	4
DNF	30		Dave CARR	Elise S2	3	10:11.263	6 laps	1 lap	52.45	2:23.519	2
DNF	89		Simon JONES	Elise S1	3	9:58.052	6 laps	2.428	53.61	2:24.573	2
DNF	43		Phil STRATTON-LAKE	Elise S1	2	4:48.322	7 laps	1 lap	74.13	2:18.685	2
DNF	34		James PROCTOR	Exige S2	1	2:39.197	8 laps	1 lap	67.13		
DNF	4		Nigel AYRES	Elise S1	1	5:23.533	8 laps	0.215	33.03		
DNF	49		Steve TRANTER	Exige S2	1	5:18.759	8 laps	0.852	33.53		
DNF	23		Gary BROAD	Elise S1	1	7:33.604	8 laps	1:20.936	23.56		
DNF	15		Tania MANN	Elise S2 111R	0						
DNF	41		Stuart KIRKBRIDE	Elise S1	0						
DNF	97		Andy DOLAN	Elise S1	0						
FASTEST LAP											
	91		Luigi VALENTINO MAZZA	Elise S1	7	2:14.394		79.52 mph		127.98 kph	

Weather / Track : Sunny / Dry

These results are provisional until the conclusion of any judicial and technical matters.

Snetterton 300

Circuit Length = 2.9689 miles

Start: 16:02 End: 16:24

Clerk of Course :		Timekeeper :	
-------------------	--	--------------	--

Lotus on Track Elise Trophy

RACE 9 - LAP CHART

Lap 1			Lap 2			Lap 3			Lap 4			Lap 5		
No	Behind	Laptime	No	Behind	Laptime	No	Behind	Laptime	No	Behind	Laptime	No	Behind	Laptime
92		2:23.301	11		2:16.946	92		2:16.912	92		2:16.203	92		2:15.362
11	0.340	2:23.641	92	0.007	2:17.293	11	0.121	2:17.040	11	0.473	2:16.555	11	1.756	2:16.645
59	2.258	2:25.559	91	2.517	2:16.750	5	2.560	2:16.512	5	2.038	2:15.681	5	1.984	2:15.308
72	3.021	2:26.322	59	2.800	2:17.828	91	2.999	2:17.401	91	2.700	2:15.904	91	2.533	2:15.195
91	3.053	2:26.354	5	2.967	2:16.270	59	4.110	2:18.229	3	5.155	2:16.375	3	6.431	2:16.638
5	3.983	2:27.284	72	4.871	2:19.136	3	4.983	2:16.901	59	6.049	2:18.142	59	9.356	2:18.669
78	5.288	2:28.589	3	5.001	2:16.817	72	6.630	2:18.678	72	9.204	2:18.777	72	12.035	2:18.193
3	5.470	2:28.771	43	7.735	2:18.685	77	10.148	2:18.158	77	11.526	2:17.581	56	13.079	2:18.897
43	6.336	2:29.637	78	8.632	2:20.630	65	12.289	2:19.858	65	13.531	2:17.445	77	13.725	2:17.561
77	6.767	2:30.068	77	8.909	2:19.428	78	13.315	2:21.602	56	13.544	2:15.412	65	16.038	2:17.869
16	7.147	2:30.448	65	9.350	2:19.185	56	14.335	2:16.144	78	16.224	2:19.112	78	18.914	2:18.052
65	7.451	2:30.752	16	9.818	2:19.957	16	15.045	2:22.146	16	16.809	2:17.967	16	19.158	2:17.711
89	11.238	2:34.539	56	15.110	2:18.628	29	24.064	2:22.475	29	29.430	2:21.569	29	35.164	2:21.096
30	11.626	2:34.927	30	17.859	2:23.519	32	25.111	2:22.366	32	31.023	2:22.115	32	36.995	2:21.334
29	12.630	2:35.931	29	18.508	2:23.164	30	25.152	2:24.212	37	31.123	2:21.903	57	37.289	2:21.205
56	13.768	2:37.069	89	18.525	2:24.573	37	25.423	2:22.511	57	31.446	2:20.510	31	41.429	2:18.503
32	14.137	2:37.438	32	19.664	2:22.813	12	25.733	2:22.303	31	38.288	2:23.018	35	44.325	2:20.462
12	14.177	2:37.478	37	19.831	2:22.860	57	27.139	2:23.140	35	39.225	2:22.195	12	54.642	2:20.309
37	14.257	2:37.558	12	20.349	2:23.458	89	27.580	2:25.974	54	47.702	2:24.261	54	55.698	2:23.358
57	14.955	2:38.256	57	20.918	2:23.249	31	31.473	2:21.196	12	49.695	2:40.165			
34	15.896	2:39.197	54	26.081	2:23.564	35	33.233	2:21.917						
4	16.111	2:39.412	31	27.196	2:22.482	54	39.644	2:30.482						
49	16.963	2:40.264	35	28.235	2:25.453									
54	19.803	2:43.104												
35	20.068	2:43.369												
31	22.000	2:45.301												
23	1:37.899	4:01.200 P												

Weather / Track : Sunny / Dry

Snetterton 300
Circuit Length = 2.9689 miles
Start: 16:02 End: 16:24

Lotus on Track Elise Trophy
RACE 9 - LAP CHART

Lap 6			Lap 7			Lap 8			Lap 9		
No	Behind	Laptime	No	Behind	Laptime	No	Behind	Laptime	No	Behind	Laptime
92		2:16.731	92		2:16.110	91		2:17.946	91		2:15.301
91	2.612	2:16.810	91	0.896	2:14.394	5	1.561	2:17.679	5	2.876	2:16.616
5	3.050	2:17.797	5	2.724	2:15.784	11	1.757	2:17.340	11	3.444	2:16.988
11	3.327	2:18.302	11	3.259	2:16.042	92	4.110	2:22.952	3	6.751	2:17.129
3	6.389	2:16.689	3	6.549	2:16.270	3	4.923	2:17.216	56	10.076	2:16.238
56	11.657	2:15.309	56	11.552	2:16.005	56	9.139	2:16.429	92	16.814	2:28.005
59	11.763	2:19.138	59	13.624	2:17.971	59	12.554	2:17.772	59	17.185	2:19.932
72	13.306	2:18.002	72	14.519	2:17.323	77	14.399	2:18.349	77	17.369	2:18.271
77	13.910	2:16.916	77	14.892	2:17.092	72	14.747	2:19.070	72	17.726	2:18.280
65	16.807	2:17.500	65	18.885	2:18.188	65	18.598	2:18.555	65	21.669	2:18.372
16	21.172	2:18.745	16	23.479	2:18.417	16	23.832	2:19.195	16	27.803	2:19.272
78	22.139	2:19.956	78	24.656	2:18.627	78	25.651	2:19.837	78	29.714	2:19.364
29	39.978	2:21.545	29	44.175	2:20.307	29	47.005	2:21.672	29	53.072	2:21.368
32	40.692	2:20.428	57	45.597	2:20.528	57	47.781	2:21.026	57	53.549	2:21.069
57	41.179	2:20.621	31	49.560	2:22.124	31	48.963	2:18.245	31	53.841	2:20.179
31	43.546	2:18.848	35	56.395	2:22.838	35	59.734	2:22.181	35	1:06.654	2:22.221
35	49.667	2:22.073	32	59.427	2:34.845	12	1:03.332	2:20.457	12	1:08.607	2:20.576
12	57.670	2:19.759	12	1:01.717	2:20.157	32	1:04.018	2:23.433	32	1:11.919	2:23.202
54	1:00.973	2:22.006	54	1:07.460	2:22.597	54	1:12.830	2:24.212	54	1:21.467	2:23.938

Weather / Track : Sunny / Dry

Snetterton 300
Circuit Length = 2.9689 miles
Start: 16:02 End: 16:24

Federal Tyres Nippon Challenge

QUALIFYING - RACE 2 - CLASSIFICATION

POS	NO	CL	NAME	ENTRY	TIME	ON	LAPS	GAP	DIFF	MPH
1	21	250	Danny CASSAR	Proton Satria	2:20.180	5	7			76.24
2	97	Sup	Andy MCLENNAN	Suzuki Swift GTi	2:21.885	4	6	1.705	1.705	75.32
3	50	Sup	Yaser ALMAGHRBI	Daihatsu Charade	2:22.577	6	6	2.397	0.692	74.96
4	5	Sub	Adrian HOWELLS	Subaru Impreza	2:23.661	6	6	3.481	1.084	74.39
5	7	Sub	Kevin MIDDLETON	Subaru Impreza	2:26.181	6	6	6.001	2.520	73.11
6	90	200	Richard HOCKLEY	Honda Civic	2:26.753	5	6	6.573	0.572	72.83
7	29	Sub	Richard SENTER	Subaru Impreza	2:27.854	4	4	7.674	1.101	72.28
8	14	Sub	Karen PHILIPS	Subaru Impreza	2:28.109	6	6	7.929	0.255	72.16
9	24	250	Steve CASSAR	Proton Coupe	2:28.447	6	6	8.267	0.338	71.99
10	91	300	Paul HUGHES	Honda Civic	2:28.460	3	3	8.280	0.013	71.99
11	25	300	Anthony ALLIT	Honda Civic R	2:29.748	5	6	9.568	1.288	71.37
12	83	250	Lee BENNETT-NEIL	Honda Integra	2:30.217	5	6	10.037	0.469	71.15
13	92	200	Paul COWLAND	Honda Civic	2:30.460	5	6	10.280	0.243	71.03
14	55	Sub	Darren HUGHES	Subaru Impreza	2:30.805	5	6	10.625	0.345	70.87
15	43	150	Paul CORBRIDGE	Toyota MR2	2:31.618	5	6	11.438	0.813	70.49
16	22	200	Ross STONER	Toyota Celica GT	2:32.416	6	6	12.236	0.798	70.12
17	3	150	Gary LAWRENCE	Toyota MR2	2:32.583	3	5	12.403	0.167	70.04
18	99	200	Dave PAYLING	Honda Civic	2:32.680	5	5	12.500	0.097	70.00
19	66	200	Alok B IYENGAR	Toyota Celica GT	2:33.179	3	6	12.999	0.499	69.77
20	47	150	Ralph BUDD	Toyota MR2	2:33.845	5	5	13.665	0.666	69.47
21	20	200	Garry CHAPPELL	Toyota Celica GT	2:33.992	6	6	13.812	0.147	69.40
22	37	150	Jason JESSE	Toyota MR2	2:34.890	5	6	14.710	0.898	69.00
23	59	150	Dave HEMINGWAY	Toyota MR2	2:34.987	5	6	14.807	0.097	68.96
24	86	150	Bradley DASLER	Mazda MX5	2:35.600	5	6	15.420	0.613	68.68
25	70	150	Chris SHACKLE	Toyota MR2	2:36.229	5	6	16.049	0.629	68.41
26	51	150	Mark WOODS	Toyota MR2	2:36.471	4	6	16.291	0.242	68.30
27	73	150	Tony COLLIER	Toyota MR2	2:36.663	4	5	16.483	0.192	68.22
28	48	150	Charlie BUDD	Toyota MR2	2:36.684	5	6	16.504	0.021	68.21
29	38	150	Charlotte BURRIDGE	Toyota MR2	2:37.315	3	5	17.135	0.631	67.94
30	6	Sup	Nick REED	Toyota MR2	2:38.366	2	2	18.186	1.051	67.48
31	23	150	Jeff McCALL	Toyota MR2	2:40.647	6	6	20.467	2.281	66.53
32	46	150	Jon WINTER	Toyota MR2	2:41.356	4	4	21.176	0.709	66.23
33	94	200	Andy HOWELL	Honda Civic	2:52.300	5	5	32.120	10.944	62.03
34	98	200	Michael HAMLETT	Honda Civic	2:53.499	2	4	33.319	1.199	61.60
35	77	150	Steve HARMAN	Hyundai Coupe	2:54.659	4	5	34.479	1.160	61.19

Snetterton 300
 Circuit Length = 2.9689 miles
 Start: 11:23 End: 11:41

Weather / Track : Cloudy / Dry
 These results are provisional until the conclusion of any judicial and technical matters.

Clerk of Course :	Timekeeper :
-------------------	--------------

Federal Tyres Nippon Challenge

QUALIFYING - RACE 2 - LAP ANALYSIS

3	Gary LAWRENCE		150 Toyota MR2				
1 -	2:37.476	+ 4.893	11:28:58.286	4 -	2:35.345	+ 2.762	11:36:40.948
2 -	2:34.734	+ 2.151	11:31:33.020	5 -	2:35.055	+ 2.472	11:39:16.003
3 -	2:32.583		11:34:05.603				
5	Adrian HOWELLS		Sub Subaru Impreza				
1 -	2:42.851	+ 19.190	11:26:21.728	4 -	2:26.941	+ 3.280	11:33:45.872
2 -	2:31.921	+ 8.260	11:28:53.649	5 -	2:23.714	+ 0.053	11:36:09.586
3 -	2:25.282	+ 1.621	11:31:18.931	6 -	2:23.661		11:38:33.247
6	Nick REED		Sup Toyota MR2				
1 -	2:47.770	+ 9.404	11:26:18.468	2 -	2:38.366		11:28:56.834
7	Kevin MIDDLETON		Sub Subaru Impreza				
1 -	2:49.349	+ 23.168	11:26:12.667	4 -	2:28.786	+ 2.605	11:33:39.816
2 -	2:29.615	+ 3.434	11:28:42.282	5 -	2:28.738	+ 2.557	11:36:08.554
3 -	2:28.748	+ 2.567	11:31:11.030	6 -	2:26.181		11:38:34.735
14	Karen PHILIPS		Sub Subaru Impreza				
1 -	2:49.007	+ 20.898	11:26:06.078	4 -	2:32.553	+ 4.444	11:33:45.840
2 -	2:37.010	+ 8.901	11:28:43.088	5 -	2:31.780	+ 3.671	11:36:17.620
3 -	2:30.199	+ 2.090	11:31:13.287	6 -	2:28.109		11:38:45.729
20	Garry CHAPPELL		200 Toyota Celica GT				
1 -	2:47.203	+ 13.211	11:26:21.373	4 -	2:35.534	+ 1.542	11:34:12.273
2 -	2:37.521	+ 3.529	11:28:58.894	5 -	2:34.381	+ 0.389	11:36:46.654
3 -	2:37.845	+ 3.853	11:31:36.739	6 -	2:33.992		11:39:20.646
21	Danny CASSAR		250 Proton Satria				
1 -	2:39.390	+ 19.210	11:26:07.873	5 -	2:20.180		11:35:40.344
2 -	2:28.493	+ 8.313	11:28:36.366	6 -	2:24.572	+ 4.392	11:38:04.916
3 -	2:21.627	+ 1.447	11:30:57.993	7 -	2:28.131	+ 7.951	11:40:33.047
4 -	2:22.171	+ 1.991	11:33:20.164				
22	Ross STONER		200 Toyota Celica GT				
1 -	4:22.910 P	+ 1:50.494	11:27:33.909	4 -	2:33.918	+ 1.502	11:35:30.617
2 -	2:47.057	+ 14.641	11:30:20.966	5 -	2:32.466	+ 0.050	11:38:03.083
3 -	2:35.733	+ 3.317	11:32:56.699	6 -	2:32.416		11:40:35.499
23	Jeff McCALL		150 Toyota MR2				
1 -	3:03.923	+ 23.276	11:27:17.670	4 -	2:44.274	+ 3.627	11:35:31.043
2 -	2:46.052	+ 5.405	11:30:03.722	5 -	2:41.277	+ 0.630	11:38:12.320
3 -	2:43.047	+ 2.400	11:32:46.769	6 -	2:40.647		11:40:52.967
24	Steve CASSAR		250 Proton Coupe				
1 -	2:45.366	+ 16.919	11:26:14.563	4 -	2:31.563	+ 3.116	11:33:48.128
2 -	2:31.937	+ 3.490	11:28:46.500	5 -	2:30.793	+ 2.346	11:36:18.921
3 -	2:30.065	+ 1.618	11:31:16.565	6 -	2:28.447		11:38:47.368
25	Anthony ALLIT		300 Honda Civic R				
1 -	2:44.314	+ 14.566	11:26:34.562	4 -	2:29.817	+ 0.069	11:34:10.165
2 -	2:33.749	+ 4.001	11:29:08.311	5 -	2:29.748		11:36:39.913
3 -	2:32.037	+ 2.289	11:31:40.348	6 -	2:30.064	+ 0.316	11:39:09.977
29	Richard SENTER		Sub Subaru Impreza				
1 -	2:35.345	+ 7.491	11:28:39.135	3 -	2:30.917	+ 3.063	11:36:11.251
2 -	5:01.199	+ 2:33.345	11:33:40.334	4 -	2:27.854		11:38:39.105
37	Jason JESSE		150 Toyota MR2				
1 -	3:00.534	+ 25.644	11:27:04.074	4 -	2:37.074	+ 2.184	11:34:58.164

Weather / Track : Cloudy / Dry

Snetterton 300
Circuit Length = 2.9689 miles
Start: 11:23 End: 11:41

Federal Tyres Nippon Challenge

QUALIFYING - RACE 2 - LAP ANALYSIS

2 -	2:39.594	+ 4.704	11:29:43.668	5 -	2:34.890		11:37:33.054
3 -	2:37.422	+ 2.532	11:32:21.090	6 -	2:35.446	+ 0.556	11:40:08.500
38	Charlotte BURRIDGE 150 Toyota MR2						
1 -	2:42.514	+ 5.199	11:28:58.409	4 -	2:49.991	+ 12.676	11:37:08.877
2 -	2:43.162	+ 5.847	11:31:41.571	5 -	2:43.324	+ 6.009	11:39:52.201
3 -	2:37.315		11:34:18.886				
43	Paul CORBRIDGE 150 Toyota MR2						
1 -	2:54.761	+ 23.143	11:26:52.913	4 -	2:32.329	+ 0.711	11:34:41.344
2 -	2:38.955	+ 7.337	11:29:31.868	5 -	2:31.618		11:37:12.962
3 -	2:37.147	+ 5.529	11:32:09.015	6 -	2:36.330	+ 4.712	11:39:49.292
46	Jon WINTER 150 Toyota MR2						
1 -	2:58.935	+ 17.579	11:27:04.674	3 -	2:44.117	+ 2.761	11:32:34.611
2 -	2:45.820	+ 4.464	11:29:50.494	4 -	2:41.356		11:35:15.967
47	Ralph BUDD 150 Toyota MR2						
1 -	5:31.025	+ 2:57.180	11:29:22.349	4 -	2:35.355	+ 1.510	11:37:10.869
2 -	2:37.338	+ 3.493	11:31:59.687	5 -	2:33.845		11:39:44.714
3 -	2:35.827	+ 1.982	11:34:35.514				
48	Charlie BUDD 150 Toyota MR2						
1 -	2:49.807	+ 13.123	11:26:42.680	4 -	2:38.028	+ 1.344	11:34:48.259
2 -	2:42.399	+ 5.715	11:29:25.079	5 -	2:36.684		11:37:24.943
3 -	2:45.152	+ 8.468	11:32:10.231	6 -	2:37.291	+ 0.607	11:40:02.234
50	Yaser ALMAGHRBI Sup Daihatsu Charade						
1 -	2:43.556	+ 20.979	11:26:59.537	4 -	2:24.559	+ 1.982	11:34:16.077
2 -	2:27.873	+ 5.296	11:29:27.410	5 -	2:24.129	+ 1.552	11:36:40.206
3 -	2:24.108	+ 1.531	11:31:51.518	6 -	2:22.577		11:39:02.783
51	Mark WOODS 150 Toyota MR2						
1 -	2:50.973	+ 14.502	11:26:17.939	4 -	2:36.471		11:34:10.821
2 -	2:39.499	+ 3.028	11:28:57.438	5 -	2:40.522	+ 4.051	11:36:51.343
3 -	2:36.912	+ 0.441	11:31:34.350	6 -	2:42.048	+ 5.577	11:39:33.391
55	Darren HUGHES Sub Subaru Impreza						
1 -	2:54.427	+ 23.622	11:26:13.440	4 -	3:02.205	+ 31.400	11:34:26.806
2 -	2:33.224	+ 2.419	11:28:46.664	5 -	2:30.805		11:36:57.611
3 -	2:37.937	+ 7.132	11:31:24.601	6 -	2:31.458	+ 0.653	11:39:29.069
59	Dave HEMINGWAY 150 Toyota MR2						
1 -	2:54.861	+ 19.874	11:26:51.715	4 -	2:35.574	+ 0.587	11:34:46.182
2 -	2:42.181	+ 7.194	11:29:33.896	5 -	2:34.987		11:37:21.169
3 -	2:36.712	+ 1.725	11:32:10.608	6 -	2:36.772	+ 1.785	11:39:57.941
66	Alok B IYENGAR 200 Toyota Celica GT						
1 -	2:47.189	+ 14.010	11:26:01.147	4 -	2:39.591	+ 6.412	11:33:49.775
2 -	2:35.858	+ 2.679	11:28:37.005	5 -	2:35.197	+ 2.018	11:36:24.972
3 -	2:33.179		11:31:10.184	6 -	2:33.209	+ 0.030	11:38:58.181
70	Chris SHACKLE 150 Toyota MR2						
1 -	2:57.154	+ 20.925	11:26:18.804	4 -	2:42.855	+ 6.626	11:34:28.396
2 -	2:42.029	+ 5.800	11:29:00.833	5 -	2:36.229		11:37:04.625
3 -	2:44.708	+ 8.479	11:31:45.541	6 -	2:36.297	+ 0.068	11:39:40.922
73	Tony COLLIER 150 Toyota MR2						
1 -	2:44.737	+ 8.074	11:29:46.725	4 -	2:36.663		11:37:42.993
2 -	2:39.761	+ 3.098	11:32:26.486	5 -	2:37.896	+ 1.233	11:40:20.889
3 -	2:39.844	+ 3.181	11:35:06.330				

Weather / Track : Cloudy / Dry

Snetterton 300
Circuit Length = 2.9689 miles
Start: 11:23 End: 11:41

Federal Tyres Nippon Challenge

QUALIFYING - RACE 2 - LAP ANALYSIS

77	Steve HARMAN		150 Hyundai Coupe			
1 -	3:30.196	+ 35.537	11:27:30.078	4 -	2:54.659	11:36:24.500
2 -	3:00.433	+ 5.774	11:30:30.511	5 -	2:55.246	+ 0.587 11:39:19.746
3 -	2:59.330	+ 4.671	11:33:29.841			
83	Lee BENNETT-NEIL		250 Honda Integra			
1 -	2:47.916	+ 17.699	11:26:24.622	4 -	2:31.422	+ 1.205 11:34:08.430
2 -	2:36.496	+ 6.279	11:29:01.118	5 -	2:30.217	11:36:38.647
3 -	2:35.890	+ 5.673	11:31:37.008	6 -	2:35.036	+ 4.819 11:39:13.683
86	Bradley DASLER		150 Mazda MX5			
1 -	2:55.175	+ 19.575	11:26:44.640	4 -	2:41.765	+ 6.165 11:35:00.001
2 -	2:43.931	+ 8.331	11:29:28.571	5 -	2:35.600	11:37:35.601
3 -	2:49.665	+ 14.065	11:32:18.236	6 -	2:36.409	+ 0.809 11:40:12.010
90	Richard HOCKLEY		200 Honda Civic			
1 -	2:41.548	+ 14.795	11:26:25.497	4 -	2:27.055	+ 0.302 11:33:54.739
2 -	2:33.421	+ 6.668	11:28:58.918	5 -	2:26.753	11:36:21.492
3 -	2:28.766	+ 2.013	11:31:27.684	6 -	2:26.795	+ 0.042 11:38:48.287
91	Paul HUGHES		300 Honda Civic			
1 -	2:57.173	+ 28.713	11:27:07.036	3 -	2:28.460	11:32:07.170
2 -	2:31.674	+ 3.214	11:29:38.710			
92	Paul COWLAND		200 Honda Civic			
1 -	2:47.133	+ 16.673	11:26:34.467	4 -	2:31.275	+ 0.815 11:34:16.355
2 -	2:38.117	+ 7.657	11:29:12.584	5 -	2:30.460	11:36:46.815
3 -	2:32.496	+ 2.036	11:31:45.080	6 -	2:30.773	+ 0.313 11:39:17.588
94	Andy HOWELL		200 Honda Civic			
1 -	3:16.680	+ 24.380	11:27:28.485	4 -	2:56.134	+ 3.834 11:36:21.656
2 -	2:57.306	+ 5.006	11:30:25.791	5 -	2:52.300	11:39:13.956
3 -	2:59.731	+ 7.431	11:33:25.522			
97	Andy MCLENNAN		Sup Suzuki Swift GTi			
1 -	2:39.972	+ 18.087	11:26:57.236	4 -	2:21.885	11:34:12.343
2 -	2:29.833	+ 7.948	11:29:27.069	5 -	2:23.614	+ 1.729 11:36:35.957
3 -	2:23.389	+ 1.504	11:31:50.458	6 -	2:26.177	+ 4.292 11:39:02.134
98	Michael HAMLETT		200 Honda Civic			
1 -	2:57.266	+ 3.767	11:26:42.469	3 -	4:58.711 P	+ 2:05.212 11:34:34.679
2 -	2:53.499		11:29:35.968	4 -	2:45.471	+ -8.028 11:37:20.150
99	Dave PAYLING		200 Honda Civic			
1 -	2:50.172	+ 17.492	11:26:32.394	4 -	2:35.561	+ 2.881 11:34:22.162
2 -	2:39.631	+ 6.951	11:29:12.025	5 -	2:32.680	11:36:54.842
3 -	2:34.576	+ 1.896	11:31:46.601			

Weather / Track : Cloudy / Dry

Snetterton 300
Circuit Length = 2.9689 miles
Start: 11:23 End: 11:41

Federal Tyres Nippon Challenge

RACE 2 - GRID

ROW 18		2:54.659 77 Steve HARMAN	
ROW 17	94	2:52.300 Andy HOWELL	2:53.499 98 Michael HAMLETT
ROW 16		2:40.647 23 Jeff McCALL	2:41.356 46 Jon WINTER
ROW 15	38	2:37.315 Charlotte BURRIDGE	2:38.366 6 Nick REED
ROW 14		2:36.663 73 Tony COLLIER	2:36.684 48 Charlie BUDD
ROW 13	70	2:36.229 Chris SHACKLE	2:36.471 51 Mark WOODS
ROW 12		2:34.987 59 Dave HEMINGWAY	2:35.600 86 Bradley DASLER
ROW 11	20	2:33.992 Garry CHAPPELL	2:34.890 37 Jason JESSE
ROW 10		2:33.179 66 Alok B IYENGAR	2:33.845 47 Ralph BUDD
ROW 9	3	2:32.583 Gary LAWRENCE	2:32.680 99 Dave PAYLING
ROW 8		2:31.618 43 Paul CORBRIDGE	2:32.416 22 Ross STONER
ROW 7	92	2:30.460 Paul COWLAND	2:30.805 55 Darren HUGHES
ROW 6		2:29.748 25 Anthony ALLIT	2:30.217 83 Lee BENNETT-NEIL
ROW 5	24	2:28.447 Steve CASSAR	2:28.460 91 Paul HUGHES
ROW 4		2:27.854 29 Richard SENTER	2:28.109 14 Karen PHILIPS
ROW 3	7	2:26.181 Kevin MIDDLETON	2:26.753 90 Richard HOCKLEY
ROW 2		2:22.577 50 Yaser ALMAGHRBI	2:23.661 5 Adrian HOWELLS
ROW 1	21	2:20.180 Danny CASSAR	2:21.885 97 Andy MCLENNAN
Pole			

Snetterton 300
Circuit Length = 2.9689 miles

These results are provisional until the conclusion of any judicial and technical matters.

Clerk of Course :	Timekeeper :
-------------------	--------------

Federal Tyres Nippon Challenge

RACE 2 - CLASSIFICATION

POS	NO	CL	NAME	ENTRY	LAPS	TIME	GAP	DIFF	MPH	BEST	ON
1	97	Sup	Andy MCLENNAN	Suzuki Swift GTi	7	16:18.290			76.47	2:17.524	3
2	21	250	Danny CASSAR	Proton Satria	7	16:19.007	0.717	0.717	76.42	2:17.791	7
3	5	Sub	Adrian HOWELLS	Subaru Impreza	7	16:36.220	17.930	17.213	75.10	2:19.202	2
4	50	Sup	Yaser ALMAGHRBI	Daihatsu Charade	7	16:39.550	21.260	3.330	74.85	2:18.781	4
5	25	300	Anthony ALLIT	Honda Civic R	7	16:47.256	28.966	7.706	74.27	2:21.903	7
6	29	Sub	Richard SENTER	Subaru Impreza	7	17:02.242	43.952	14.986	73.18	2:23.729	2
7	7	Sub	Kevin MIDDLETON	Subaru Impreza	7	17:07.251	48.961	5.009	72.83	2:23.467	3
8	24	250	Steve CASSAR	Proton Coupe	7	17:09.706	51.416	2.455	72.65	2:24.471	7
9	90	200	Richard HOCKLEY	Honda Civic	7	17:21.344	1:03.054	11.638	71.84	2:23.883	6
10	83	250	Lee BENNETT-NEIL	Honda Integra	7	17:33.804	1:15.514	12.460	70.99	2:25.058	7
11	20	200	Garry CHAPPELL	Toyota Celica GT	7	17:49.155	1:30.865	15.351	69.97	2:27.881	2
12	55	Sub	Darren HUGHES	Subaru Impreza	7	17:49.264	1:30.974	0.109	69.97	2:26.731	7
13	14	Sub	Karen PHILIPS	Subaru Impreza	7	17:50.651	1:32.361	1.387	69.87	2:24.520	7
14	66	200	Alok B IYENGAR	Toyota Celica GT	7	18:02.114	1:43.824	11.463	69.13	2:31.552	6
15	37	150	Jason JESSE	Toyota MR2	7	18:05.357	1:47.067	3.243	68.93	2:31.933	2
16	3	150	Gary LAWRENCE	Toyota MR2	7	18:06.779	1:48.489	1.422	68.84	2:30.399	6
17	59	150	Dave HEMINGWAY	Toyota MR2	7	18:07.018	1:48.728	0.239	68.82	2:31.329	6
18	70	150	Chris SHACKLE	Toyota MR2	7	18:12.107	1:53.817	5.089	68.50	2:32.411	3
19	51	150	Mark WOODS	Toyota MR2	7	18:14.970	1:56.680	2.863	68.32	2:32.741	3
20	73	150	Tony COLLIER	Toyota MR2	7	18:16.877	1:58.587	1.907	68.20	2:33.663	3
21	86	150	Bradley DASLER	Mazda MX5	7	18:23.342	2:05.052	6.465	67.80	2:32.740	7
22	43	150	Paul CORBRIDGE	Toyota MR2	7	18:24.458	2:06.168	1.116	67.74	2:31.711	7
23	38	150	Charlotte BURRIDGE	Toyota MR2	7	18:40.564	2:22.274	16.106	66.76	2:36.021	2
24	48	150	Charlie BUDD	Toyota MR2	7	18:47.970	2:29.680	7.406	66.32	2:35.373	6
25	46	150	Jon WINTER	Toyota MR2	7	18:50.768	2:32.478	2.798	66.16	2:35.424	3
26	23	150	Jeff McCALL	Toyota MR2	7	18:52.609	2:34.319	1.841	66.05	2:36.595	6
27	99	200	Dave PAYLING	Honda Civic	6	16:33.794	1 lap	1 lap	64.52	2:31.788	3
28	94	200	Andy HOWELL	Honda Civic	6	16:38.107	1 lap	4.313	64.25	2:36.695	6
29	98	200	Michael HAMLETT	Honda Civic	6	16:42.481	1 lap	4.374	63.96	2:37.389	6
30	77	150	Steve HARMAN	Hyundai Coupe	6	16:54.942	1 lap	12.461	63.18	2:43.714	2

NOT CLASSIFIED

DNF	22	200	Ross STONER	Toyota Celica GT	5	12:29.117	2 laps	1 lap	71.33	2:26.625	4
DNF	47	150	Ralph BUDD	Toyota MR2	4	13:39.677	3 laps	1 lap	52.15	2:32.884	4
DNF	6	Sup	Nick REED	Toyota MR2	0						
DNF	92	200	Paul COWLAND	Honda Civic	0						

FASTEST LAP

97	Sup	Andy MCLENNAN	Suzuki Swift GTi	3	2:17.524	77.71 mph	125.07 kph
21	250	Danny CASSAR	Proton Satria	7	2:17.791	77.56 mph	124.83 kph
5	Sub	Adrian HOWELLS	Subaru Impreza	2	2:19.202	76.78 mph	123.56 kph
25	300	Anthony ALLIT	Honda Civic R	7	2:21.903	75.31 mph	121.21 kph
90	200	Richard HOCKLEY	Honda Civic	6	2:23.883	74.28 mph	119.54 kph
3	150	Gary LAWRENCE	Toyota MR2	6	2:30.399	71.06 mph	114.36 kph

Weather / Track : Cloudy / Dry

These results are provisional until the conclusion of any judicial and technical matters.

Snetterton 300

Circuit Length = 2.9689 miles

Start: 15:01 End: 15:21

Clerk of Course :	Timekeeper :
-------------------	--------------

Federal Tyres Nippon Challenge

RACE 2 - LAP CHART

Lap 1			Lap 2			Lap 3			Lap 4			Lap 5		
No	Behind	Laptime	No	Behind	Laptime	No	Behind	Laptime	No	Behind	Laptime	No	Behind	Laptime
21		2:25.306	21		2:18.772	21		2:18.230	97		2:19.719	97		2:18.954
97	1.753	2:27.059	97	0.930	2:17.949	97	0.224	2:17.524	21	0.832	2:20.775	21	0.710	2:18.832
5	2.231	2:27.537	5	2.661	2:19.202	5	10.182	2:25.751	5	10.053	2:19.814	5	13.329	2:22.230
25	5.992	2:31.298	50	9.886	2:21.854	50	11.871	2:20.215	50	10.709	2:18.781	50	17.024	2:25.269
50	6.804	2:32.110	25	10.575	2:23.355	25	14.543	2:22.198	25	17.129	2:22.529	25	20.859	2:22.684
29	8.587	2:33.893	29	13.544	2:23.729	29	19.596	2:24.282	29	24.286	2:24.633	29	30.797	2:25.465
24	9.851	2:35.157	24	16.522	2:25.443	24	24.829	2:26.537	14	30.717	2:25.021	7	37.590	2:24.456
14	11.536	2:36.842	14	18.429	2:25.665	14	25.639	2:25.440	7	32.088	2:25.881	24	39.410	2:25.681
22	12.964	2:38.270	7	20.913	2:25.010	7	26.150	2:23.467	24	32.683	2:27.797	90	45.447	2:25.105
55	13.810	2:39.116	55	22.031	2:26.993	22	32.444	2:27.907	22	39.126	2:26.625	22	47.912	2:27.740
7	14.675	2:39.981	22	22.767	2:28.575	90	32.627	2:27.767	90	39.296	2:26.612	83	1:02.388	2:25.454
90	15.421	2:40.727	90	23.090	2:26.441	20	41.710	2:33.974	20	55.846	2:34.079	20	1:06.497	2:29.605
20	16.857	2:42.163	20	25.966	2:27.881	55	48.473	2:44.672	83	55.888	2:26.452	55	1:11.005	2:29.367
43	17.441	2:42.747	66	35.763	2:34.430	83	49.379	2:28.231	55	1:00.592	2:32.062	14	1:15.384	3:03.621
47	17.916	2:43.222	37	37.051	2:31.933	66	50.234	2:32.701	66	1:01.887	2:31.596	66	1:16.923	2:33.990
66	20.105	2:45.411	59	37.666	2:34.413	37	51.341	2:32.520	37	1:03.385	2:31.987	37	1:18.852	2:34.421
99	21.888	2:47.194	47	38.854	2:39.710	59	51.777	2:32.341	59	1:05.783	2:33.949	59	1:20.006	2:33.177
59	22.025	2:47.331	83	39.378	2:31.987	99	53.314	2:31.788	99	1:06.407	2:33.036	3	1:22.681	2:32.928
37	23.890	2:49.196	99	39.756	2:36.640	47	54.774	2:34.150	47	1:07.715	2:32.884	70	1:25.183	2:35.503
51	24.443	2:49.749	70	40.893	2:32.627	70	55.074	2:32.411	70	1:08.634	2:33.503	51	1:26.750	2:35.297
73	25.835	2:51.141	51	41.968	2:36.297	3	56.373	2:31.530	3	1:08.707	2:32.277	73	1:28.108	2:35.091
83	26.163	2:51.469	73	42.246	2:35.183	51	56.479	2:32.741	51	1:10.407	2:33.871	86	1:35.270	2:35.900
70	27.038	2:52.344	3	43.073	2:33.374	73	57.679	2:33.663	73	1:11.971	2:34.235	46	1:39.404	2:38.237
46	28.139	2:53.445	46	46.294	2:36.927	46	1:03.488	2:35.424	86	1:18.324	2:34.421	43	1:39.438	2:34.568
3	28.471	2:53.777	38	46.866	2:36.021	86	1:03.846	2:33.819	46	1:20.121	2:36.576	38	1:40.848	2:36.752
38	29.617	2:54.923	86	48.257	2:34.083	38	1:05.272	2:36.636	38	1:23.050	2:37.721	48	1:55.160	2:36.765
23	31.481	2:56.787	23	52.880	2:40.171	43	1:11.467	2:34.479	43	1:23.824	2:32.300	23	1:55.573	2:38.412
86	32.946	2:58.252	43	55.218	2:56.549	23	1:16.106	2:41.456	23	1:36.115	2:39.952	99	2:10.973	3:23.520 P
77	34.909	3:00.215	77	59.851	2:43.714	48	1:21.193	2:37.998	48	1:37.349	2:36.099			
48	42.914	3:08.220	48	1:01.425	2:37.283	77	1:27.137	2:45.516	77	1:59.818	2:52.624			
94	43.402	3:08.708	98	1:12.530	2:47.191	94	1:38.776	2:44.225	94	1:59.931	2:41.098			
98	44.111	3:09.417	94	1:12.781	2:48.151	98	1:41.703	2:47.403	98	2:03.230	2:41.470			

Weather / Track : Cloudy / Dry

Snetterton 300
Circuit Length = 2.9689 miles
Start: 15:01 End: 15:21

Federal Tyres Nippon Challenge

RACE 2 - LAP CHART


Lap 6			Lap 7		
No	Behind	Laptime	No	Behind	Laptime
97		2:19.246	97		2:17.839
21	0.765	2:19.301	21	0.717	2:17.791
94	1 LAP	2:39.230	99	1 LAP	2:41.616
98	1 LAP	2:39.611	5	17.930	2:20.503
77	1 LAP	2:47.757	94	1 LAP	2:36.695
5	15.266	2:21.183	50	21.260	2:20.839
50	18.260	2:20.482	98	1 LAP	2:37.389
25	24.902	2:23.289	25	28.966	2:21.903
29	35.997	2:24.446	77	1 LAP	2:45.116
7	42.986	2:24.642	29	43.952	2:25.794
24	44.784	2:24.620	7	48.961	2:23.814
90	50.084	2:23.883	24	51.416	2:24.471
83	1:08.295	2:25.153	90	1:03.054	2:30.809
20	1:18.361	2:31.110	83	1:15.514	2:25.058
55	1:22.082	2:30.323	20	1:30.865	2:30.343
14	1:25.680	2:29.542	55	1:30.974	2:26.731
66	1:29.229	2:31.552	14	1:32.361	2:24.520
37	1:32.019	2:32.413	66	1:43.824	2:32.434
59	1:32.089	2:31.329	37	1:47.067	2:32.887
3	1:33.834	2:30.399	3	1:48.489	2:32.494
70	1:38.769	2:32.832	59	1:48.728	2:34.478
51	1:40.563	2:33.059	70	1:53.817	2:32.887
73	1:42.718	2:33.856	51	1:56.680	2:33.956
86	1:50.151	2:34.127	73	1:58.587	2:33.708
43	1:52.296	2:32.104	86	2:05.052	2:32.740
38	2:00.453	2:38.851	43	2:06.168	2:31.711
46	2:00.906	2:40.748	38	2:22.274	2:39.660
48	2:11.287	2:35.373	48	2:29.680	2:36.232
23	2:12.922	2:36.595	46	2:32.478	2:49.411
			23	2:34.319	2:39.236

Weather / Track : Cloudy / Dry

Snetterton 300
Circuit Length = 2.9689 miles
Start: 15:01 End: 15:21

Federal Tyres Nippon Challenge

RACE 4 - GRID

ROW 17	6 Nick REED	92 Paul COWLAND
ROW 16	22 Ross STONER	47 Ralph BUDD
ROW 15	98 Michael HAMLETT	77 Steve HARMAN
ROW 14	99 Dave PAYLING	94 Andy HOWELL
ROW 13	46 Jon WINTER	23 Jeff McCALL
ROW 12	38 Charlotte BURRIDGE	48 Charlie BUDD
ROW 11	86 Bradley DASLER	43 Paul CORBRIDGE
ROW 10	51 Mark WOODS	73 Tony COLLIER
ROW 9	59 Dave HEMINGWAY	70 Chris SHACKLE
ROW 8	37 Jason JESSE	3 Gary LAWRENCE
ROW 7	14 Karen PHILIPS	66 Alok B IYENGAR
ROW 6	20 Garry CHAPPELL	55 Darren HUGHES
ROW 5	90 Richard HOCKLEY	83 Lee BENNETT-NEIL
ROW 4	7 Kevin MIDDLETON	24 Steve CASSAR
ROW 3	25 Anthony ALLIT	29 Richard SENTER
ROW 2	5 Adrian HOWELLS	50 Yaser ALMAGHRBI
ROW 1	97 Andy MCLENNAN	21 Danny CASSAR
Pole		
		

Snetterton 300
Circuit Length = 2.9689 miles

These results are provisional until the conclusion of any judicial and technical matters.

Clerk of Course :		Timekeeper :
-------------------	--	--------------

Federal Tyres Nippon Challenge

RACE 4 - CLASSIFICATION

POS	NO	CL	NAME	ENTRY	LAPS	TIME	GAP	DIFF	MPH	BEST	ON
1	97	Sup	Andy MCLENNAN	Suzuki Swift GTi	6	14:16.019			74.91	2:18.444	3
2	25	300	Anthony ALLIT	Honda Civic R	6	14:19.648	3.629	3.629	74.59	2:20.253	5
3	29	Sub	Richard SENTER	Subaru Impreza	6	14:29.024	13.005	9.376	73.79	2:21.789	2
4	7	Sub	Kevin MIDDLETON	Subaru Impreza	6	14:40.789	24.770	11.765	72.80	2:24.165	3
5	55	Sub	Darren HUGHES	Subaru Impreza	6	14:40.980	24.961	0.191	72.79	2:23.533	3
6	24	250	Steve CASSAR	Proton Coupe	6	14:42.545	26.526	1.565	72.66	2:24.113	6
7	83	250	Lee BENNETT-NEIL	Honda Integra	6	14:45.492	29.473	2.947	72.42	2:23.918	5
8	90	200	Richard HOCKLEY	Honda Civic	6	14:46.304	30.285	0.812	72.35	2:23.165	6
9	14	Sub	Karen PHILIPS	Subaru Impreza	6	15:09.372	53.353	23.068	70.51	2:26.447	6
10	20	200	Garry CHAPPELL	Toyota Celica GT	6	15:11.111	55.092	1.739	70.38	2:28.901	3
11	66	200	Alok B IYENGAR	Toyota Celica GT	6	15:23.108	1:07.089	11.997	69.47	2:31.426	3
12	59	150	Dave HEMINGWAY	Toyota MR2	6	15:23.861	1:07.842	0.753	69.41	2:29.798	6
13	70	150	Chris SHACKLE	Toyota MR2	6	15:26.147	1:10.128	2.286	69.24	2:30.913	2
14	51	150	Mark WOODS	Toyota MR2	6	15:26.701	1:10.682	0.554	69.20	2:30.346	6
15	86	150	Bradley DASLER	Mazda MX5	6	15:27.597	1:11.578	0.896	69.13	2:30.676	6
16	37	150	Jason JESSE	Toyota MR2	6	15:31.078	1:15.059	3.481	68.87	2:31.194	3
17	43	150	Paul CORBRIDGE	Toyota MR2	6	15:32.985	1:16.966	1.907	68.73	2:32.265	2
18	48	150	Charlie BUDD	Toyota MR2	6	15:39.212	1:23.193	6.227	68.27	2:33.017	3
19	38	150	Charlotte BURRIDGE	Toyota MR2	6	15:45.287	1:29.268	6.075	67.84	2:34.227	4
20	23	150	Jeff McCALL	Toyota MR2	6	15:46.249	1:30.230	0.962	67.77	2:34.153	4
21	73	150	Tony COLLIER	Toyota MR2	6	15:46.572	1:30.553	0.323	67.74	2:31.631	2
22	46	150	Jon WINTER	Toyota MR2	6	15:52.780	1:36.761	6.208	67.30	2:34.882	2
23	77	150	Steve HARMAN	Hyundai Coupe	6	16:41.007	2:24.988	48.227	64.06	2:42.409	4
24	98	200	Michael HAMLETT	Honda Civic	6	16:42.299	2:26.280	1.292	63.98	2:42.063	6
25	94	200	Andy HOWELL	Honda Civic	6	17:00.503	2:44.484	18.204	62.84	2:45.778	4

NOT CLASSIFIED

DNF	47	150	Ralph BUDD	Toyota MR2	4	10:26.292	2 laps	2 laps	68.26	2:31.962	3
DNF	21	250	Danny CASSAR	Proton Satria	3	7:03.979	3 laps	1 lap	75.62	2:18.412	2
DNF	50	Sup	Yaser ALMAGHRBI	Daihatsu Charade	3	9:51.324	3 laps	1.376	54.22	2:18.453	2
DNF	5	Sub	Adrian HOWELLS	Subaru Impreza	2	5:00.908	4 laps	1 lap	71.03	2:30.170	2
DNF	6	Sup	Nick REED	Toyota MR2	0						
DNF	99	200	Dave PAYLING	Honda Civic	0						

FASTEST LAP

21	250	Danny CASSAR	Proton Satria	2	2:18.412	77.21 mph	124.27 kph
97	Sup	Andy MCLENNAN	Suzuki Swift GTi	3	2:18.444	77.20 mph	124.24 kph
25	300	Anthony ALLIT	Honda Civic R	5	2:20.253	76.20 mph	122.64 kph
29	Sub	Richard SENTER	Subaru Impreza	2	2:21.789	75.38 mph	121.31 kph
90	200	Richard HOCKLEY	Honda Civic	6	2:23.165	74.65 mph	120.14 kph
59	150	Dave HEMINGWAY	Toyota MR2	6	2:29.798	71.34 mph	114.82 kph

Weather / Track : Cloudy / Dry

These results are provisional until the conclusion of any judicial and technical matters.

Snetterton 300

Circuit Length = 2.9689 miles

Start: 18:12 End: 18:29

Clerk of Course :	Timekeeper :
-------------------	--------------

Federal Tyres Nippon Challenge

RACE 4 - LAP CHART

Lap 1			Lap 2			Lap 3			Lap 4			Lap 5		
No	Behind	Laptime	No	Behind	Laptime	No	Behind	Laptime	No	Behind	Laptime	No	Behind	Laptime
21		2:26.809	21		2:18.412	21		2:18.758	97		2:20.216	97		2:18.453
50	1.033	2:27.842	50	1.074	2:18.453	50	1.376	2:19.060	25	0.056	2:21.571	25	1.856	2:20.253
5	3.929	2:30.738	29	8.444	2:21.789	25	10.863	2:20.793	29	2.972	2:22.745	29	8.942	2:24.423
29	5.067	2:31.876	25	8.828	2:21.807	97	12.162	2:18.444	7	14.571	2:26.426	7	20.771	2:24.653
24	5.427	2:32.236	97	12.476	2:23.808	29	12.605	2:22.919	55	15.231	2:26.691	55	20.996	2:24.218
25	5.433	2:32.242	24	14.224	2:27.209	24	20.247	2:24.781	24	17.898	2:30.029	24	23.622	2:24.177
7	5.997	2:32.806	7	15.116	2:27.531	7	20.523	2:24.165	83	20.393	2:26.417	83	25.858	2:23.918
97	7.080	2:33.889	5	15.687	2:30.170	55	20.918	2:25.533	90	23.328	2:25.464	90	28.329	2:23.454
55	7.111	2:33.920	55	16.143	2:27.444	83	26.354	2:26.655	20	31.146	2:31.108	20	44.576	2:31.883
83	9.827	2:36.636	83	18.457	2:27.042	90	30.242	2:24.649	14	36.494	2:32.392	14	48.115	2:30.074
20	10.083	2:36.892	20	22.273	2:30.602	20	32.416	2:28.901	66	41.839	2:32.665	66	55.855	2:32.469
66	15.639	2:42.448	90	24.351	2:26.751	14	36.480	2:29.032	70	44.610	2:33.318	59	59.253	2:31.749
14	15.696	2:42.505	14	26.206	2:28.922	66	41.552	2:31.426	59	45.957	2:32.496	70	59.502	2:33.345
90	16.012	2:42.821	66	28.884	2:31.657	70	43.670	2:31.996	73	47.243	2:34.488	51	1:01.545	2:32.368
70	17.931	2:44.740	70	30.432	2:30.913	73	45.133	2:32.268	51	47.630	2:33.490	86	1:02.111	2:31.634
73	18.404	2:45.213	73	31.623	2:31.631	37	45.666	2:31.194	37	48.221	2:34.933	37	1:03.238	2:33.470
43	18.566	2:45.375	43	32.419	2:32.265	59	45.839	2:30.735	43	48.301	2:34.407	43	1:05.193	2:35.345
51	19.114	2:45.923	37	33.230	2:31.899	43	46.272	2:32.611	86	48.930	2:31.969	48	1:09.721	2:34.098
37	19.743	2:46.552	51	33.438	2:32.736	51	46.518	2:31.838	47	49.935	2:33.355	38	1:15.436	2:36.559
59	19.805	2:46.614	59	33.862	2:32.469	47	48.958	2:31.962	48	54.076	2:34.281	23	1:16.206	2:36.734
48	20.469	2:47.278	47	35.754	2:33.155	86	49.339	2:31.547	38	57.330	2:34.227	73	1:17.554	2:48.764
47	21.011	2:47.820	86	36.550	2:32.360	48	52.173	2:33.017	23	57.925	2:34.153	46	1:21.063	2:37.128
38	21.996	2:48.805	48	37.914	2:35.857	38	55.481	2:34.525	46	1:02.388	2:36.594	77	2:03.597	2:51.936
86	22.602	2:49.411	38	39.714	2:36.130	23	56.150	2:34.314	77	1:30.114	2:42.409	98	2:05.426	2:44.961
23	23.315	2:50.124	23	40.594	2:35.691	46	58.172	2:36.335	98	1:38.918	2:44.493	94	2:18.986	2:48.696
46	24.125	2:50.934	46	40.595	2:34.882	77	1:20.083	2:44.663	94	1:48.743	2:45.778			
77	30.046	2:56.855	77	54.178	2:42.544	98	1:26.803	2:42.335						
98	37.562	3:04.371	98	1:03.226	2:44.076	94	1:35.343	2:45.936						
94	38.765	3:05.574	94	1:08.165	2:47.812									

Weather / Track : Cloudy / Dry

Snetterton 300
Circuit Length = 2.9689 miles
Start: 18:12 End: 18:29

Federal Tyres Nippon Challenge

RACE 4 - LAP CHART

Lap 6		
No	Behind	Laptime
97		2:21.209
25	3.629	2:22.982
29	13.005	2:25.272
7	24.770	2:25.208
55	24.961	2:25.174
24	26.526	2:24.113
83	29.473	2:24.824
90	30.285	2:23.165
14	53.353	2:26.447
20	55.092	2:31.725
66	1:07.089	2:32.443
59	1:07.842	2:29.798
70	1:10.128	2:31.835
51	1:10.682	2:30.346
86	1:11.578	2:30.676
37	1:15.059	2:33.030
43	1:16.966	2:32.982
48	1:23.193	2:34.681
38	1:29.268	2:35.041
23	1:30.230	2:35.233
73	1:30.553	2:34.208
46	1:36.761	2:36.907
77	2:24.988	2:42.600
98	2:26.280	2:42.063
94	2:44.484	2:46.707

Weather / Track : Cloudy / Dry

Snetterton 300
Circuit Length = 2.9689 miles
Start: 18:12 End: 18:29

Lotus Cup UK

FREE PRACTICE - CLASSIFICATION

POS	NO	CL	NAME	ENTRY	TIME	ON	LAPS	GAP	DIFF	MPH
1	51	O	HARVEY/WEBB	340R	2:05.883	8	8			84.90
2	9	211	Mark FULLALOVE	Lotus 2-Eleven	2:06.547	6	6	0.664	0.664	84.45
3	12	EV	DONNELLY/KERSHAW	Evora GT4	2:07.302	5	6	1.419	0.755	83.95
4	19	O	Pat McBENNETT	Elise S1	2:09.308	8	8	3.425	2.006	82.65
5	74	O	CASSIDY/CHERRINGTON	Europa	2:11.060	4	8	5.177	1.752	81.55
6	66	O	FENN/FENN	Motorsport Elise	2:11.985	4	6	6.102	0.925	80.97
7	8	O	McNEILY/CHONG	Exige S1	2:12.144	8	8	6.261	0.159	80.88
8	18	211	Steve WILLIAMS	Lotus 2-Eleven	2:12.537	4	5	6.654	0.393	80.64
9	39	211	Simon DEACON	Lotus 2-Eleven	2:12.727	7	8	6.844	0.190	80.52
10	62	211	Tom CHATTERWAY	Lotus 2-Eleven	2:12.977	9	9	7.094	0.250	80.37
11	26	211	Pete STOREY	Lotus 2-Eleven	2:13.102	6	9	7.219	0.125	80.29
12	42	211	Mark GOODAY	Lotus 2-Eleven	2:13.328	8	8	7.445	0.226	80.16
13	70	211	Marcus JEWELL	Lotus 2-Eleven	2:13.428	5	6	7.545	0.100	80.10
14	47	EX	SHERWOOD/STANLEY	Exige Cup	2:14.779	9	9	8.896	1.351	79.30
15	24	O	SETTERS/SETTERS	Exige S1	2:15.033	8	8	9.150	0.254	79.15
16	93	O	Vitthal CHAUHAN	Elise S1	2:15.198	5	7	9.315	0.165	79.05
17	99	P	James KNIGHT	Elise S1	2:15.224	6	8	9.341	0.026	79.03
18	3	P	Steve QUICK	Elise S2 111R	2:17.048	9	9	11.165	1.824	77.98
19	16	EX	David SEAR	Exige Cup	2:17.145	8	9	11.262	0.097	77.93
20	52	P	Stuart PLOTNEK	Elise S1	2:17.360	8	8	11.477	0.215	77.81
21	5	P	Ken SAVAGE	Elise S1	2:17.832	2	3	11.949	0.472	77.54
22	78	P	Steve TRAIN	Elise S2 111R	2:17.920	5	6	12.037	0.088	77.49
23	110	O	Daniel MOURATSING	Elise S1	2:17.998	6	9	12.115	0.078	77.45
24	22	P	CANARD/WATERS	Elise S1	2:18.362	7	7	12.479	0.364	77.24
25	72	P	Dan PLANT	Elise S1	2:19.221	6	8	13.338	0.859	76.77
26	86	EX	Jonathan MOBBS	Exige Cup	2:19.340	3	3	13.457	0.119	76.70
27	11	P	Chris DUNSTER	Lotus Elise S1	2:19.693	3	4	13.810	0.353	76.51
28	30	P	Dave CARR	Elise S2	2:19.837	5	5	13.954	0.144	76.43
29	63	P	Paul BAKER	Elise S1	2:20.311	4	8	14.428	0.474	76.17
30	28	O	Stephen GROVE	Elise S1	2:20.318	9	9	14.435	0.007	76.17
31	4	P	Nigel AYRES	Elise S1	2:21.597	6	8	15.714	1.279	75.48
32	77	P	TAVENDER/ILLMAN	Elise S2	2:22.207	7	8	16.324	0.610	75.15
33	15	P	Tania MANN	Elise S2 111R	2:24.024	5	7	18.141	1.817	74.21
34	61	P	NAPIER/WOOLRIDGE	Elise S1	2:25.121	4	4	19.238	1.097	73.64
35	2	P	Paul DAVIES	Elise S1	2:26.237	6	9	20.354	1.116	73.08
36	25	O	HOWELL/HOWELL	Exige S2		0	0			

Car 12 from lotus elise trophy was also on track but not timed

Snetterton 300

Weather / Track : Cloudy / Dry

Circuit Length = 2.9689 miles

These results are provisional until the conclusion of any judicial and technical matters.

Start: 12:05 End: 12:27

Clerk of Course :		Timekeeper :
-------------------	--	--------------

Lotus Cup UK

FREE PRACTICE - LAP ANALYSIS

2	Paul DAVIES		P Elise S1			
1 -	2:33.730	+ 7.493	12:07:50.744	6 -	2:26.237	12:20:14.554
2 -	2:27.039	+ 0.802	12:10:17.783	7 -	2:27.672	+ 1.435
3 -	2:33.639	+ 7.402	12:12:51.422	8 -	2:28.315	+ 2.078
4 -	2:29.634	+ 3.397	12:15:21.056	9 -	2:27.389	+ 1.152
5 -	2:27.261	+ 1.024	12:17:48.317			12:27:37.930
3	Steve QUICK		P Elise S2 111R			
1 -	2:26.498	+ 9.450	12:07:58.926	6 -	3:02.881 P	+ 45.833
2 -	2:20.384	+ 3.336	12:10:19.310	7 -	2:21.601	+ 4.553
3 -	2:22.004	+ 4.956	12:12:41.314	8 -	2:17.783	+ 0.735
4 -	2:17.799	+ 0.751	12:14:59.113	9 -	2:17.048	12:27:16.167
5 -	2:17.741	+ 0.693	12:17:16.854			
4	Nigel AYRES		P Elise S1			
1 -	2:40.228	+ 18.631	12:08:38.338	5 -	2:21.958	+ 0.361
2 -	2:26.334	+ 4.737	12:11:04.672	6 -	2:21.597	12:20:34.142
3 -	2:23.767	+ 2.170	12:13:28.439	7 -	2:23.317	+ 1.720
4 -	2:22.148	+ 0.551	12:15:50.587	8 -	2:23.818	+ 2.221
						12:25:21.277
5	Ken SAVAGE		P Elise S1			
1 -	2:23.986	+ 6.154	12:08:35.650	3 -	3:16.712 P	+ 58.880
2 -	2:17.832		12:10:53.482			12:14:10.194
8	McNEILY/CHONG		O Exige S1			
1 -	2:29.124	+ 16.980	12:08:05.131	5 -	2:26.093	+ 13.949
2 -	2:22.939	+ 10.795	12:10:28.070	6 -	2:13.413	+ 1.269
3 -	2:19.613	+ 7.469	12:12:47.683	7 -	2:13.785	+ 1.641
4 -	4:20.918 P	+ 2:08.774	12:17:08.601	8 -	2:12.144	12:26:14.036
9	Mark FULLALOVE		211 Lotus 2-Eleven			
1 -	2:23.602	+ 17.055	12:08:18.713	4 -	2:09.835	+ 3.288
2 -	2:10.499	+ 3.952	12:10:29.212	5 -	2:07.887	+ 1.340
3 -	2:14.122	+ 7.575	12:12:43.334	6 -	2:06.547	12:19:07.603
11	Chris DUNSTER		P Lotus Elise S1			
1 -	2:26.444	+ 6.751	12:08:13.451	3 -	2:19.693	12:12:52.872
2 -	2:19.728	+ 0.035	12:10:33.179	4 -	5:21.996 P	+ 3:02.303
						12:18:14.868
12	DONNELLY/KERSHAW		EV Evora GT4			
1 -	2:26.514	+ 19.212	12:08:36.737	4 -	2:10.586	+ 3.284
2 -	2:12.088	+ 4.786	12:10:48.825	5 -	2:07.302	12:17:16.525
3 -	2:09.812	+ 2.510	12:12:58.637	6 -	2:07.680	+ 0.378
						12:19:24.205
15	Tania MANN		P Elise S2 111R			
1 -	2:39.966	+ 15.942	12:08:25.309	5 -	2:24.024	12:20:51.270
2 -	2:28.344	+ 4.320	12:10:53.653	6 -	3:28.436 P	+ 1:04.412
3 -	5:08.947 P	+ 2:44.923	12:16:02.600	7 -	2:23.200	+ -0.824
4 -	2:24.646	+ 0.622	12:18:27.246			12:26:42.906
16	David SEAR		EX Exige Cup			
1 -	2:36.516	+ 19.371	12:07:54.859	6 -	2:18.646	+ 1.501
2 -	2:23.329	+ 6.184	12:10:18.188	7 -	2:19.503	+ 2.358
3 -	2:22.217	+ 5.072	12:12:40.405	8 -	2:17.145	12:24:15.543
4 -	2:18.238	+ 1.093	12:14:58.643	9 -	2:17.330	+ 0.185
5 -	2:21.606	+ 4.461	12:17:20.249			12:26:32.873
18	Steve WILLIAMS		211 Lotus 2-Eleven			
1 -	2:26.536	+ 13.999	12:08:09.295	4 -	2:12.537	12:14:51.355
2 -	2:15.330	+ 2.793	12:10:24.625	5 -	2:12.727	+ 0.190
3 -	2:14.193	+ 1.656	12:12:38.818			12:17:04.082

Car 12 from lotus elise trophy was also on track but not timed

Weather / Track : Cloudy / Dry

Snetterton 300
Circuit Length = 2.9689 miles
Start: 12:05 End: 12:27

Lotus Cup UK

FREE PRACTICE - LAP ANALYSIS

19	Pat McBENNETT		O Elise S1				
1 -	2:34.182	+ 24.874	12:08:02.505	5 -	2:11.637	+ 2.329	12:17:24.192
2 -	2:22.899	+ 13.591	12:10:25.404	6 -	4:17.933 P	+ 2:08.625	12:21:42.125
3 -	2:24.158	+ 14.850	12:12:49.562	7 -	2:15.837	+ 6.529	12:23:57.962
4 -	2:22.993	+ 13.685	12:15:12.555	8 -	2:09.308		12:26:07.270
22	CANARD/WATERS		P Elise S1				
1 -	2:37.498	+ 19.136	12:08:51.403	5 -	2:30.553	+ 12.191	12:20:56.368
2 -	2:27.600	+ 9.238	12:11:19.003	6 -	2:20.487	+ 2.125	12:23:16.855
3 -	2:23.739	+ 5.377	12:13:42.742	7 -	2:18.362		12:25:35.217
4 -	4:43.073 P	+ 2:24.711	12:18:25.815				
24	SETTERS/SETTERS		O Exige S1				
1 -	2:55.941 P	+ 40.908	12:08:44.527	5 -	2:23.551	+ 8.518	12:20:40.089
2 -	2:22.782	+ 7.749	12:11:07.309	6 -	2:16.818	+ 1.785	12:22:56.907
3 -	2:19.230	+ 4.197	12:13:26.539	7 -	2:16.341	+ 1.308	12:25:13.248
4 -	4:49.999 P	+ 2:34.966	12:18:16.538	8 -	2:15.033		12:27:28.281
25	HOWELL/HOWELL		O Exige S2				
26	Pete STOREY		211 Lotus 2-Eleven				
1 -	2:28.260	+ 15.158	12:07:50.121	6 -	2:13.102		12:19:03.135
2 -	2:15.895	+ 2.793	12:10:06.016	7 -	2:35.300	+ 22.198	12:21:38.435
3 -	2:14.626	+ 1.524	12:12:20.642	8 -	2:33.025	+ 19.923	12:24:11.460
4 -	2:14.847	+ 1.745	12:14:35.489	9 -	2:17.025	+ 3.923	12:26:28.485
5 -	2:14.544	+ 1.442	12:16:50.033				
28	Stephen GROVE		O Elise S1				
1 -	2:29.114	+ 8.796	12:07:55.826	6 -	2:20.438	+ 0.120	12:19:50.366
2 -	2:22.802	+ 2.484	12:10:18.628	7 -	2:20.716	+ 0.398	12:22:11.082
3 -	2:27.420	+ 7.102	12:12:46.048	8 -	2:21.334	+ 1.016	12:24:32.416
4 -	2:23.421	+ 3.103	12:15:09.469	9 -	2:20.318		12:26:52.734
5 -	2:20.459	+ 0.141	12:17:29.928				
30	Dave CARR		P Elise S2				
1 -	2:31.692	+ 11.855	12:08:28.103	4 -	2:24.146	+ 4.309	12:20:16.517
2 -	2:24.071	+ 4.234	12:10:52.174	5 -	2:19.837		12:22:36.354
3 -	7:00.197 P	+ 4:40.360	12:17:52.371				
39	Simon DEACON		211 Lotus 2-Eleven				
1 -	2:30.755	+ 18.028	12:08:32.729	5 -	2:13.438	+ 0.711	12:19:05.332
2 -	2:18.237	+ 5.510	12:10:50.966	6 -	2:15.298	+ 2.571	12:21:20.630
3 -	3:42.289 P	+ 1:29.562	12:14:33.255	7 -	2:12.727		12:23:33.357
4 -	2:18.639	+ 5.912	12:16:51.894	8 -	2:13.359	+ 0.632	12:25:46.716
42	Mark GOODAY		211 Lotus 2-Eleven				
1 -	2:27.791	+ 14.463	12:07:50.423	5 -	4:13.747 P	+ 2:00.419	12:20:01.007
2 -	2:14.776	+ 1.448	12:10:05.199	6 -	2:17.260	+ 3.932	12:22:18.267
3 -	3:23.103 P	+ 1:09.775	12:13:28.302	7 -	2:13.823	+ 0.495	12:24:32.090
4 -	2:18.958	+ 5.630	12:15:47.260	8 -	2:13.328		12:26:45.418
47	SHERWOOD/STANLEY		EX Exige Cup				
1 -	2:24.474	+ 9.695	12:07:39.507	6 -	2:15.967	+ 1.188	12:18:59.741
2 -	2:16.925	+ 2.146	12:09:56.432	7 -	2:15.452	+ 0.673	12:21:15.193
3 -	2:16.227	+ 1.448	12:12:12.659	8 -	2:15.086	+ 0.307	12:23:30.279
4 -	2:15.636	+ 0.857	12:14:28.295	9 -	2:14.779		12:25:45.058
5 -	2:15.479	+ 0.700	12:16:43.774				
51	HARVEY/WEBB		O 340R				
1 -	4:01.014 P	+ 1:55.131	12:10:27.061	5 -	3:24.411 P	+ 1:18.528	12:20:46.942

Car 12 from lotus elise trophy was also on track but not timed

Weather / Track : Cloudy / Dry

Snetterton 300
Circuit Length = 2.9689 miles
Start: 12:05 End: 12:27

Lotus Cup UK

FREE PRACTICE - LAP ANALYSIS

2 -	2:23.071	+ 17.188	12:12:50.132	6 -	2:12.587	+ 6.704	12:22:59.529
3 -	2:16.328	+ 10.445	12:15:06.460	7 -	2:06.624	+ 0.741	12:25:06.153
4 -	2:16.071	+ 10.188	12:17:22.531	8 -	2:05.883		12:27:12.036
52	Stuart PLOTNEK P Elise S1						
1 -	2:32.197	+ 14.837	12:07:55.793	5 -	3:41.231 P	+ 1:23.871	12:18:52.155
2 -	2:24.742	+ 7.382	12:10:20.535	6 -	2:21.289	+ 3.929	12:21:13.444
3 -	2:26.981	+ 9.621	12:12:47.516	7 -	2:18.035	+ 0.675	12:23:31.479
4 -	2:23.408	+ 6.048	12:15:10.924	8 -	2:17.360		12:25:48.839
61	NAPIER/WOOLRIDGE P Elise S1						
1 -	2:32.247	+ 7.126	12:08:59.359	3 -	2:25.546	+ 0.425	12:13:50.719
2 -	2:25.814	+ 0.693	12:11:25.173	4 -	2:25.121		12:16:15.840
62	Tom CHATTERWAY 211 Lotus 2-Eleven						
1 -	2:29.361	+ 16.384	12:08:32.293	6 -	2:14.245	+ 1.268	12:19:45.247
2 -	2:15.757	+ 2.780	12:10:48.050	7 -	2:13.934	+ 0.957	12:21:59.181
3 -	2:14.333	+ 1.356	12:13:02.383	8 -	2:15.218	+ 2.241	12:24:14.399
4 -	2:15.608	+ 2.631	12:15:17.991	9 -	2:12.977		12:26:27.376
5 -	2:13.011	+ 0.034	12:17:31.002				
63	Paul BAKER P Elise S1						
1 -	2:39.230	+ 18.919	12:08:09.184	5 -	2:22.017	+ 1.706	12:17:44.890
2 -	2:30.804	+ 10.493	12:10:39.988	6 -	2:42.836	+ 22.525	12:20:27.726
3 -	2:22.574	+ 2.263	12:13:02.562	7 -	4:44.196 P	+ 2:23.885	12:25:11.922
4 -	2:20.311		12:15:22.873	8 -	2:23.911	+ 3.600	12:27:35.833
66	FENN/FENN O Motorsport Elise						
1 -	3:59.069 P	+ 1:47.084	12:09:30.413	4 -	2:11.985		12:16:15.932
2 -	2:19.926	+ 7.941	12:11:50.339	5 -	2:12.984	+ 0.999	12:18:28.916
3 -	2:13.608	+ 1.623	12:14:03.947	6 -	2:19.244	+ 7.259	12:20:48.160
70	Marcus JEWELL 211 Lotus 2-Eleven						
1 -	2:31.116	+ 17.688	12:08:14.518	4 -	2:18.233	+ 4.805	12:17:42.500
2 -	2:19.086	+ 5.658	12:10:33.604	5 -	2:13.428		12:19:55.928
3 -	4:50.663 P	+ 2:37.235	12:15:24.267	6 -	2:15.304	+ 1.876	12:22:11.232
72	Dan PLANT P Elise S1						
1 -	2:36.082	+ 16.861	12:08:27.871	5 -	2:22.698	+ 3.477	12:19:58.608
2 -	2:22.317	+ 3.096	12:10:50.188	6 -	2:19.221		12:22:17.829
3 -	2:21.930	+ 2.709	12:13:12.118	7 -	2:20.774	+ 1.553	12:24:38.603
4 -	4:23.792 P	+ 2:04.571	12:17:35.910	8 -	2:21.403	+ 2.182	12:27:00.006
74	CASSIDY/CHERRINGTON O Europa						
1 -	2:25.254	+ 14.194	12:07:38.104	5 -	2:11.410	+ 0.350	12:16:26.799
2 -	2:14.357	+ 3.297	12:09:52.461	6 -	3:30.770 P	+ 1:19.710	12:19:57.569
3 -	2:11.868	+ 0.808	12:12:04.329	7 -	2:16.771	+ 5.711	12:22:14.340
4 -	2:11.060		12:14:15.389	8 -	2:15.059	+ 3.999	12:24:29.399
77	TAVENDER/ILLMAN P Elise S2						
1 -	2:43.171	+ 20.964	12:08:49.215	5 -	2:22.907	+ 0.700	12:18:32.007
2 -	2:29.649	+ 7.442	12:11:18.864	6 -	2:22.694	+ 0.487	12:20:54.701
3 -	2:26.242	+ 4.035	12:13:45.106	7 -	2:22.207		12:23:16.908
4 -	2:23.994	+ 1.787	12:16:09.100	8 -	2:22.855	+ 0.648	12:25:39.763
78	Steve TRAIN P Elise S2 111R						
1 -	2:32.000	+ 14.080	12:08:16.616	4 -	2:23.440	+ 5.520	12:15:17.966
2 -	2:18.740	+ 0.820	12:10:35.356	5 -	2:17.920		12:17:35.886
3 -	2:19.170	+ 1.250	12:12:54.526	6 -	2:18.927	+ 1.007	12:19:54.813
86	Jonathan MOBBS EX Exige Cup						
1 -	15:50.455 P	+ 13:31.115	12:21:04.604	3 -	2:19.340		12:25:49.478

Car 12 from lotus elise trophy was also on track but not timed

Weather / Track : Cloudy / Dry

Snetterton 300
Circuit Length = 2.9689 miles
Start: 12:05 End: 12:27

Lotus Cup UK
FREE PRACTICE - LAP ANALYSIS

2 -	2:25.534	+ 6.194	12:23:30.138			
93	Vitthal CHAUHAN		O Elise S1			
1 -	2:28.053	+ 12.855	12:08:07.179	5 -	2:15.198	12:17:14.113
2 -	2:18.879	+ 3.681	12:10:26.058	6 -	2:15.232	+ 0.034
3 -	2:16.952	+ 1.754	12:12:43.010	7 -	2:15.975	+ 0.777
4 -	2:15.905	+ 0.707	12:14:58.915			12:21:45.320
99	James KNIGHT		P Elise S1			
1 -	2:28.707	+ 13.483	12:08:22.405	5 -	2:15.985	+ 0.761
2 -	2:18.619	+ 3.395	12:10:41.024	6 -	2:15.224	12:19:51.775
3 -	2:22.721	+ 7.497	12:13:03.745	7 -	2:16.734	+ 1.510
4 -	2:16.821	+ 1.597	12:15:20.566	8 -	2:23.855	+ 8.631
110	Daniel MOURATSING		O Elise S1			
1 -	2:31.777	+ 13.779	12:08:08.855	6 -	2:17.998	12:20:00.987
2 -	2:22.901	+ 4.903	12:10:31.756	7 -	2:18.610	+ 0.612
3 -	2:21.771	+ 3.773	12:12:53.527	8 -	2:34.996	+ 16.998
4 -	2:23.056	+ 5.058	12:15:16.583	9 -	2:25.033	+ 7.035
5 -	2:26.406	+ 8.408	12:17:42.989			12:27:19.626

Car 12 from lotus elise trophy was also on track but not timed

Weather / Track : Cloudy / Dry

Snetterton 300
 Circuit Length = 2.9689 miles
 Start: 12:05 End: 12:27

Lotus Cup UK

QUALIFYING - RACE 8 - CLASSIFICATION - AMENDED

POS	NO	CL	NAME	ENTRY	TIME	ON	LAPS	GAP	DIFF	MPH
1	12	EV	DONNELLY/KERSHAW	Evora GT4	2:06.184	11	11			84.70
2	9	211	Mark FULLALOVE	Lotus 2-Eleven	2:06.617	3	10	0.433	0.433	84.41
3	51	O	HARVEY/WEBB	340R	2:09.018	2	7	2.834	2.401	82.84
4	47	EX	SHERWOOD/STANLEY	Exige Cup	2:09.121	12	12	2.937	0.103	82.77
5	19	O	Pat McBENNETT	Elise S1	2:09.481	2	13	3.297	0.360	82.54
6	18	211	Steve WILLIAMS	Lotus 2-Eleven	2:10.152	11	11	3.968	0.671	82.11
7	42	211	Mark GOODAY	Lotus 2-Eleven	2:10.271	8	12	4.087	0.119	82.04
8	26	211	Pete STOREY	Lotus 2-Eleven	2:10.649	3	13	4.465	0.378	81.80
9	66	O	FENN/FENN	Motorsport Elise	2:10.957	3	5	4.773	0.308	81.61
10	70	211	Marcus JEWELL	Lotus 2-Eleven	2:12.174	2	11	5.990	1.217	80.86
11	39	211	Simon DEACON	Lotus 2-Eleven	2:12.209	11	11	6.025	0.035	80.84
12	62	211	Tom CHATTERWAY	Lotus 2-Eleven	2:12.479	3	12	6.295	0.270	80.67
13	74	O	CASSIDY/CHERRINGTON	Europa	2:13.031	7	12	6.847	0.552	80.34
14	93	O	Vitthal CHAUHAN	Elise S1	2:13.719	8	11	7.535	0.688	79.92
15	99	P	James KNIGHT	Elise S1	2:13.738	11	11	7.554	0.019	79.91
16	16	EX	David SEAR	Exige Cup	2:15.274	7	13	9.090	1.536	79.01
17	3	P	Steve QUICK	Elise S2 111R	2:15.454	5	8	9.270	0.180	78.90
18	79	P	Mike VASE	Lotus Elise S2	2:15.671	7	7	9.487	0.217	78.77
19	78	P	Steve TRAIN	Elise S2 111R	2:16.114	2	3	9.930	0.443	78.52
20	25	O	HOWELL/HOWELL	Exige S2	2:16.125	7	7	9.941	0.011	78.51
21	57	P	GROSS / WALKERS	Lotus Exige	2:16.365	2	3	10.181	0.240	78.37
22	52	P	Stuart PLOTNEK	Elise S1	2:16.418	10	10	10.234	0.053	78.34
23	65	P	LaMASTER/BAUMHARDT	Elise S2	2:16.762	11	11	10.578	0.344	78.15
24	110	O	Daniel MOURATSING	Elise S1	2:16.950	12	12	10.766	0.188	78.04
25	72	P	Dan PLANT	Elise S1	2:17.195	12	12	11.011	0.245	77.90
26	61	P	NAPIER/WOOLRIDGE	Elise S1	2:17.546	12	12	11.362	0.351	77.70
27	86	EX	Jonathan MOBBS	Exige Cup	2:17.666	12	12	11.482	0.120	77.63
28	63	P	Paul BAKER	Elise S1	2:18.224	5	8	12.040	0.558	77.32
29	15	P	Tania MANN	Elise S2 111R	2:18.630	8	12	12.446	0.406	77.09
30	28	O	Stephen GROVE	Elise S1	2:19.234	12	12	13.050	0.604	76.76
31	77	P	TAVENDER/ILLMAN	Elise S2	2:21.064	3	11	14.880	1.830	75.76
32	4	P	Nigel AYRES	Elise S1	2:23.447	6	8	17.263	2.383	74.50
33	2	P	Paul DAVIES	Elise S1	2:25.924	2	12	19.740	2.477	73.24
DQ	5	P	Ken SAVAGE	Elise S1			0			
DQ	8	O	McNEILY/CHONG	Exige S1			0			
DQ	11	P	Chris DUNSTER	Lotus Elise S1			0			
DQ	22	P	CANARD/WATERS	Elise S1			0			
DQ	24	O	SETTERS/SETTERS	Exige S1			0			

Cars 5, 8, 11, 22 and 24 times disallowed from session for failing scrutineering Q19. Start from back of grid with 10 second penalty

Weather / Track : Cloudy / Dry

These results are provisional until the conclusion of any judicial and technical matters.

Snetterton 300

Circuit Length = 2.9689 miles

Start: 15:33 End: 16:06

Clerk of Course :		Timekeeper :	
-------------------	--	--------------	--

Lotus Cup UK

QUALIFYING - RACE 8 - LAP ANALYSIS

2	Paul DAVIES P Elise S1						
1 -	2:30.953	+ 5.029	15:36:32.497	7 -	2:27.585	+ 1.661	15:51:32.556
2 -	2:25.924		15:38:58.421	8 -	2:29.536	+ 3.612	15:54:02.092
3 -	2:28.015	+ 2.091	15:41:26.436	9 -	2:51.521	+ 25.597	15:56:53.613
4 -	2:31.563	+ 5.639	15:43:57.999	10 -	3:03.320	+ 37.396	15:59:56.933
5 -	2:36.789	+ 10.865	15:46:34.788	11 -	2:54.761	+ 28.837	16:02:51.694
6 -	2:30.183	+ 4.259	15:49:04.971	12 -	2:26.196	+ 0.272	16:05:17.890
3	Steve QUICK P Elise S2 111R						
1 -	2:24.938	+ 9.484	15:38:26.150	5 -	2:15.454		15:52:29.953
2 -	2:21.896	+ 6.442	15:40:48.046	6 -	6:43.259 P	+ 4:27.805	15:59:13.212
3 -	6:43.439 P	+ 4:27.985	15:47:31.485	7 -	3:01.704	+ 46.250	16:02:14.916
4 -	2:43.014	+ 27.560	15:50:14.499	8 -	2:15.755	+ 0.301	16:04:30.671
4	Nigel AYRES P Elise S1						
1 -	2:48.903 P	+ 25.456	15:36:58.241	5 -	2:29.810	+ 6.363	15:50:16.520
2 -	2:26.187	+ 2.740	15:39:24.428	6 -	2:23.447		15:52:39.967
3 -	2:23.969	+ 0.522	15:41:48.397	7 -	2:31.011	+ 7.564	15:55:10.978
4 -	5:58.313 P	+ 3:34.866	15:47:46.710	8 -	4:25.380 P	+ 2:01.933	15:59:36.358
5	Ken SAVAGE P Elise S1						
1 -	2:23.515	+ 8.492	15:38:17.439	5 -	2:39.574	+ 24.551	15:48:15.904
2 -	2:15.023		15:40:32.462	6 -	2:21.654	+ 6.631	15:50:37.558
3 -	2:18.991	+ 3.968	15:42:51.453	7 -	2:20.516	+ 5.493	15:52:58.074
4 -	2:44.877	+ 29.854	15:45:36.330	8 -	3:34.271 P	+ 1:19.248	15:56:32.345
8	McNEILY/CHONG O Exige S1						
1 -	2:19.097	+ 6.016	15:36:12.614	7 -	2:13.081		15:52:17.211
2 -	2:13.790	+ 0.709	15:38:26.404	8 -	2:20.053	+ 6.972	15:54:37.264
3 -	2:13.216	+ 0.135	15:40:39.620	9 -	2:36.751	+ 23.670	15:57:14.015
4 -	2:14.345	+ 1.264	15:42:53.965	10 -	4:03.598 P	+ 1:50.517	16:01:17.613
5 -	4:42.319 P	+ 2:29.238	15:47:36.284	11 -	2:26.365	+ 13.284	16:03:43.978
6 -	2:27.846	+ 14.765	15:50:04.130				
9	Mark FULLALOVE 211 Lotus 2-Eleven						
1 -	2:17.503	+ 10.886	15:36:16.833	6 -	2:38.955	+ 32.338	15:48:14.645
2 -	2:09.645	+ 3.028	15:38:26.478	7 -	2:09.153	+ 2.536	15:50:23.798
3 -	2:06.617		15:40:33.095	8 -	2:09.184	+ 2.567	15:52:32.982
4 -	2:12.048	+ 5.431	15:42:45.143	9 -	10:06.144 P	+ 7:59.527	16:02:39.126
5 -	2:50.547	+ 43.930	15:45:35.690	10 -	2:11.823	+ 5.206	16:04:50.949
11	Chris DUNSTER P Lotus Elise S1						
1 -	2:29.529	+ 15.671	15:44:37.190	6 -	2:54.674	+ 40.816	15:56:51.489
2 -	2:24.852	+ 10.994	15:47:02.042	7 -	3:01.473	+ 47.615	15:59:52.962
3 -	2:18.679	+ 4.821	15:49:20.721	8 -	2:55.638	+ 41.780	16:02:48.600
4 -	2:15.358	+ 1.500	15:51:36.079	9 -	2:13.858		16:05:02.458
5 -	2:20.736	+ 6.878	15:53:56.815				
12	DONNELLY/KERSHAW EV Evora GT4						
1 -	2:31.794	+ 25.610	15:36:39.909	7 -	2:07.481	+ 1.297	15:53:57.215
2 -	2:07.673	+ 1.489	15:38:47.582	8 -	2:55.065	+ 48.881	15:56:52.280
3 -	2:07.733	+ 1.549	15:40:55.315	9 -	3:03.574	+ 57.390	15:59:55.854
4 -	2:07.100	+ 0.916	15:43:02.415	10 -	2:52.666	+ 46.482	16:02:48.520
5 -	6:37.688	+ 4:31.504	15:49:40.103	11 -	2:06.184		16:04:54.704
6 -	2:09.631	+ 3.447	15:51:49.734				
15	Tania MANN P Elise S2 111R						
1 -	2:26.317	+ 7.687	15:36:28.610	7 -	2:19.273	+ 0.643	15:51:19.400
2 -	2:19.172	+ 0.542	15:38:47.782	8 -	2:18.630		15:53:38.030
3 -	2:19.296	+ 0.666	15:41:07.078	9 -	4:12.204 P	+ 1:53.574	15:57:50.234
4 -	2:31.518	+ 12.888	15:43:38.596	10 -	2:40.125	+ 21.495	16:00:30.359

Weather / Track : Cloudy / Dry

Snetterton 300
Circuit Length = 2.9689 miles
Start: 15:33 End: 16:06

Lotus Cup UK

QUALIFYING - RACE 8 - LAP ANALYSIS

5 -	2:55.215 P	+ 36.585	15:46:33.811	11 -	2:55.148	+ 36.518	16:03:25.507
6 -	2:26.316	+ 7.686	15:49:00.127	12 -	2:20.328	+ 1.698	16:05:45.835
16	David SEAR		EX Exige Cup				
1 -	2:31.988	+ 16.714	15:36:43.480	8 -	2:16.020	+ 0.746	15:53:29.986
2 -	2:19.570	+ 4.296	15:39:03.050	9 -	2:33.650	+ 18.376	15:56:03.636
3 -	2:19.058	+ 3.784	15:41:22.108	10 -	2:28.504	+ 13.230	15:58:32.140
4 -	2:26.530	+ 11.256	15:43:48.638	11 -	2:30.748	+ 15.474	16:01:02.888
5 -	2:41.488	+ 26.214	15:46:30.126	12 -	2:28.072	+ 12.798	16:03:30.960
6 -	2:28.566	+ 13.292	15:48:58.692	13 -	2:20.247	+ 4.973	16:05:51.207
7 -	2:15.274		15:51:13.966				
18	Steve WILLIAMS		211 Lotus 2-Eleven				
1 -	2:35.368	+ 25.216	15:37:16.190	7 -	2:22.536	+ 12.384	15:54:19.698
2 -	2:11.714	+ 1.562	15:39:27.904	8 -	2:45.516	+ 35.364	15:57:05.214
3 -	2:18.547	+ 8.395	15:41:46.451	9 -	2:59.049	+ 48.897	16:00:04.263
4 -	5:35.599 P	+ 3:25.447	15:47:22.050	10 -	2:57.563	+ 47.411	16:03:01.826
5 -	2:24.878	+ 14.726	15:49:46.928	11 -	2:10.152		16:05:11.978
6 -	2:10.234	+ 0.082	15:51:57.162				
19	Pat McBENNETT		O Elise S1				
1 -	2:20.827	+ 11.346	15:36:20.815	8 -	2:10.271	+ 0.790	15:52:43.813
2 -	2:09.481		15:38:30.296	9 -	2:25.340	+ 15.859	15:55:09.153
3 -	2:13.277	+ 3.796	15:40:43.573	10 -	2:37.535	+ 28.054	15:57:46.688
4 -	2:15.711	+ 6.230	15:42:59.284	11 -	2:41.998	+ 32.517	16:00:28.686
5 -	2:42.213	+ 32.732	15:45:41.497	12 -	2:50.648	+ 41.167	16:03:19.334
6 -	2:36.015	+ 26.534	15:48:17.512	13 -	2:11.671	+ 2.190	16:05:31.005
7 -	2:16.030	+ 6.549	15:50:33.542				
22	CANARD/WATERS		P Elise S1				
1 -	2:37.037	+ 19.243	15:36:53.282	6 -	2:17.794		15:50:55.378
2 -	2:27.105	+ 9.311	15:39:20.387	7 -	2:18.002	+ 0.208	15:53:13.380
3 -	4:13.972 P	+ 1:56.178	15:43:34.359	8 -	5:34.027 P	+ 3:16.233	15:58:47.407
4 -	2:31.324	+ 13.530	15:46:05.683	9 -	3:11.170	+ 53.376	16:01:58.577
5 -	2:31.901	+ 14.107	15:48:37.584	10 -	2:29.180	+ 11.386	16:04:27.757
24	SETTERS/SETTERS		O Exige S1				
1 -	2:25.467	+ 13.345	15:36:22.275	7 -	2:15.135	+ 3.013	15:50:34.687
2 -	2:14.843	+ 2.721	15:38:37.118	8 -	2:12.122		15:52:46.809
3 -	2:13.099	+ 0.977	15:40:50.217	9 -	4:54.037 P	+ 2:41.915	15:57:40.846
4 -	2:12.646	+ 0.524	15:43:02.863	10 -	2:45.879	+ 33.757	16:00:26.725
5 -	2:41.355	+ 29.233	15:45:44.218	11 -	2:50.254	+ 38.132	16:03:16.979
6 -	2:35.334	+ 23.212	15:48:19.552	12 -	2:15.420	+ 3.298	16:05:32.399
25	HOWELL/HOWELL		O Exige S2				
1 -	2:19.264	+ 3.139	15:39:20.321	5 -	2:28.676	+ 12.551	15:49:05.149
2 -	2:19.519	+ 3.394	15:41:39.840	6 -	2:17.901	+ 1.776	15:51:23.050
3 -	2:20.831	+ 4.706	15:44:00.671	7 -	2:16.125		15:53:39.175
4 -	2:35.802	+ 19.677	15:46:36.473				
26	Pete STOREY		211 Lotus 2-Eleven				
1 -	2:25.817	+ 15.168	15:37:00.019	8 -	2:11.281	+ 0.632	15:53:21.290
2 -	2:11.426	+ 0.777	15:39:11.445	9 -	2:41.823	+ 31.174	15:56:03.113
3 -	2:10.649		15:41:22.094	10 -	2:28.319	+ 17.670	15:58:31.432
4 -	2:25.793	+ 15.144	15:43:47.887	11 -	2:30.977	+ 20.328	16:01:02.409
5 -	2:41.754	+ 31.105	15:46:29.641	12 -	2:27.312	+ 16.663	16:03:29.721
6 -	2:28.228	+ 17.579	15:48:57.869	13 -	2:14.206	+ 3.557	16:05:43.927
7 -	2:12.140	+ 1.491	15:51:10.009				
28	Stephen GROVE		O Elise S1				
1 -	2:36.043	+ 16.809	15:36:42.231	7 -	2:22.180	+ 2.946	15:51:28.872
2 -	2:22.728	+ 3.494	15:39:04.959	8 -	2:20.115	+ 0.881	15:53:48.987
3 -	2:27.035	+ 7.801	15:41:31.994	9 -	3:00.290	+ 41.056	15:56:49.277

Weather / Track : Cloudy / Dry

Snetterton 300
Circuit Length = 2.9689 miles
Start: 15:33 End: 16:06

Lotus Cup UK

QUALIFYING - RACE 8 - LAP ANALYSIS

4 -	2:27.917	+ 8.683	15:43:59.911	10 -	3:03.347	+ 44.113	15:59:52.624
5 -	2:35.991	+ 16.757	15:46:35.902	11 -	2:56.446	+ 37.212	16:02:49.070
6 -	2:30.790	+ 11.556	15:49:06.692	12 -	2:19.234		16:05:08.304
39	Simon DEACON 211 Lotus 2-Eleven						
1 -	2:31.614	+ 19.405	15:36:57.578	7 -	2:31.874	+ 19.665	15:55:06.632
2 -	2:13.331	+ 1.122	15:39:10.909	8 -	2:32.670	+ 20.461	15:57:39.302
3 -	2:26.466	+ 14.257	15:41:37.375	9 -	2:46.105	+ 33.896	16:00:25.407
4 -	6:13.812 P	+ 4:01.603	15:47:51.187	10 -	2:49.687	+ 37.478	16:03:15.094
5 -	2:30.120	+ 17.911	15:50:21.307	11 -	2:12.209		16:05:27.303
6 -	2:13.451	+ 1.242	15:52:34.758				
42	Mark GOODAY 211 Lotus 2-Eleven						
1 -	2:17.963	+ 7.692	15:36:48.154	7 -	2:11.433	+ 1.162	15:51:53.657
2 -	2:15.151	+ 4.880	15:39:03.305	8 -	2:10.271		15:54:03.928
3 -	2:14.155	+ 3.884	15:41:17.460	9 -	2:50.988	+ 40.717	15:56:54.916
4 -	3:37.771 P	+ 1:27.500	15:44:55.231	10 -	3:03.069	+ 52.798	15:59:57.985
5 -	2:26.026	+ 15.755	15:47:21.257	11 -	2:52.206	+ 41.935	16:02:50.191
6 -	2:20.967	+ 10.696	15:49:42.224	12 -	2:10.935	+ 0.664	16:05:01.126
47	SHERWOOD/STANLEY EX Exige Cup						
1 -	2:17.309	+ 8.188	15:36:04.647	7 -	2:11.867	+ 2.746	15:52:33.502
2 -	2:09.904	+ 0.783	15:38:14.551	8 -	2:32.467	+ 23.346	15:55:05.969
3 -	2:09.609	+ 0.488	15:40:24.160	9 -	2:30.807	+ 21.686	15:57:36.776
4 -	2:11.171	+ 2.050	15:42:35.331	10 -	2:47.945	+ 38.824	16:00:24.721
5 -	5:29.819 P	+ 3:20.698	15:48:05.150	11 -	2:49.487	+ 40.366	16:03:14.208
6 -	2:16.485	+ 7.364	15:50:21.635	12 -	2:09.121		16:05:23.329
51	HARVEY/WEBB O 340R						
1 -	2:20.355	+ 11.337	15:36:08.308	5 -	5:06.387 P	+ 2:57.369	15:47:43.949
2 -	2:09.018		15:38:17.326	6 -	2:25.502	+ 16.484	15:50:09.451
3 -	2:09.041	+ 0.023	15:40:26.367	7 -	2:15.279	+ 6.261	15:52:24.730
4 -	2:11.195	+ 2.177	15:42:37.562				
52	Stuart PLOTNEK P Elise S1						
1 -	2:27.384	+ 10.966	15:36:25.560	6 -	2:25.716	+ 9.298	15:54:34.469
2 -	2:17.833	+ 1.415	15:38:43.393	7 -	2:33.145	+ 16.727	15:57:07.614
3 -	2:17.912	+ 1.494	15:41:01.305	8 -	3:00.423	+ 44.005	16:00:08.037
4 -	2:19.773	+ 3.355	15:43:21.078	9 -	2:56.909	+ 40.491	16:03:04.946
5 -	8:47.675 P	+ 6:31.257	15:52:08.753	10 -	2:16.418		16:05:21.364
57	GROSS / WALKERS P Lotus Exige						
1 -	2:24.546	+ 8.181	15:36:45.110	3 -	2:17.121	+ 0.756	15:41:18.596
2 -	2:16.365		15:39:01.475				
61	NAPIER/WOOLRIDGE P Elise S1						
1 -	2:29.666	+ 12.120	15:38:14.511	7 -	2:21.202	+ 3.656	15:52:59.757
2 -	2:18.995	+ 1.449	15:40:33.506	8 -	2:33.746	+ 16.200	15:55:33.503
3 -	2:20.692	+ 3.146	15:42:54.198	9 -	2:44.886	+ 27.340	15:58:18.389
4 -	2:46.031	+ 28.485	15:45:40.229	10 -	2:33.687	+ 16.141	16:00:52.076
5 -	2:37.104	+ 19.558	15:48:17.333	11 -	2:37.701	+ 20.155	16:03:29.777
6 -	2:21.222	+ 3.676	15:50:38.555	12 -	2:17.546		16:05:47.323
62	Tom CHATTERWAY 211 Lotus 2-Eleven						
1 -	2:21.273	+ 8.794	15:36:12.231	7 -	2:12.581	+ 0.102	15:50:28.575
2 -	2:15.093	+ 2.614	15:38:27.324	8 -	2:12.968	+ 0.489	15:52:41.543
3 -	2:12.479		15:40:39.803	9 -	3:55.220 P	+ 1:42.741	15:56:36.763
4 -	2:12.768	+ 0.289	15:42:52.571	10 -	2:45.222	+ 32.743	15:59:21.985
5 -	2:44.519	+ 32.040	15:45:37.090	11 -	2:54.120	+ 41.641	16:02:16.105
6 -	2:38.904	+ 26.425	15:48:15.994	12 -	2:16.107	+ 3.628	16:04:32.212

Weather / Track : Cloudy / Dry

Snetterton 300
Circuit Length = 2.9689 miles
Start: 15:33 End: 16:06

Lotus Cup UK

QUALIFYING - RACE 8 - LAP ANALYSIS

63	Paul BAKER		P Elise S1			
1 -	3:06.318	+ 48.094	15:43:20.203	5 -	2:18.224	15:53:09.723
2 -	2:38.402	+ 20.178	15:45:58.605	6 -	2:26.633	+ 8.409
3 -	2:34.559	+ 16.335	15:48:33.164	7 -	6:15.638 P	+ 3:57.414
4 -	2:18.335	+ 0.111	15:50:51.499	8 -	2:27.889	+ 9.665
65	LaMASTER/BAUMHARDT		P Elise S2			
1 -	2:28.150	+ 11.388	15:36:46.044	7 -	2:18.025	+ 1.263
2 -	2:19.545	+ 2.783	15:39:05.589	8 -	3:21.401 P	+ 1:04.639
3 -	3:31.352 P	+ 1:14.590	15:42:36.941	9 -	4:46.518 P	+ 2:29.756
4 -	2:57.829	+ 41.067	15:45:34.770	10 -	2:28.537	+ 11.775
5 -	2:39.933	+ 23.171	15:48:14.703	11 -	2:16.762	16:05:51.891
6 -	2:25.945	+ 9.183	15:50:40.648			
66	FENN/FENN		O Motorsport Elise			
1 -	2:24.318	+ 13.361	15:36:14.525	4 -	2:13.149	+ 2.192
2 -	2:14.986	+ 4.029	15:38:29.511	5 -	5:13.596 P	+ 3:02.639
3 -	2:10.957		15:40:40.468			
70	Marcus JEWELL		211 Lotus 2-Eleven			
1 -	2:21.529	+ 9.355	15:36:28.807	7 -	2:12.252	+ 0.078
2 -	2:12.174		15:38:40.981	8 -	4:42.370 P	+ 2:30.196
3 -	2:12.281	+ 0.107	15:40:53.262	9 -	2:43.638	+ 31.464
4 -	2:13.835	+ 1.661	15:43:07.097	10 -	2:54.531	+ 42.357
5 -	4:16.145 P	+ 2:03.971	15:47:23.242	11 -	2:16.204	+ 4.030
6 -	2:21.125	+ 8.951	15:49:44.367			
72	Dan PLANT		P Elise S1			
1 -	2:30.712	+ 13.517	15:36:44.795	7 -	2:17.326	+ 0.131
2 -	2:28.998	+ 11.803	15:39:13.793	8 -	2:30.122	+ 12.927
3 -	2:27.879	+ 10.684	15:41:41.672	9 -	2:46.601	+ 29.406
4 -	3:34.534 P	+ 1:17.339	15:45:16.206	10 -	2:41.474	+ 24.279
5 -	2:45.030	+ 27.835	15:48:01.236	11 -	2:46.507	+ 29.312
6 -	2:25.492	+ 8.297	15:50:26.728	12 -	2:17.195	16:05:45.953
74	CASSIDY/CHERRINGTON		O Europa			
1 -	2:22.440	+ 9.409	15:36:14.165	7 -	2:13.031	15:51:52.396
2 -	2:16.071	+ 3.040	15:38:30.236	8 -	2:56.337 P	+ 43.306
3 -	2:14.841	+ 1.810	15:40:45.077	9 -	2:28.151	+ 15.120
4 -	2:15.207	+ 2.176	15:43:00.284	10 -	2:58.248	+ 45.217
5 -	4:12.747 P	+ 1:59.716	15:47:13.031	11 -	2:51.622	+ 38.591
6 -	2:26.334	+ 13.303	15:49:39.365	12 -	2:14.619	+ 1.588
77	TAVENDER/ILLMAN		P Elise S2			
1 -	2:36.346	+ 15.282	15:36:55.446	7 -	2:28.281	+ 7.217
2 -	2:22.948	+ 1.884	15:39:18.394	8 -	2:31.876	+ 10.812
3 -	2:21.064		15:41:39.458	9 -	2:56.432	+ 35.368
4 -	5:21.488 P	+ 3:00.424	15:47:00.946	10 -	2:54.492	+ 33.428
5 -	2:46.022	+ 24.958	15:49:46.968	11 -	2:21.296	+ 0.232
6 -	2:28.508	+ 7.444	15:52:15.476			
78	Steve TRAIN		P Elise S2 111R			
1 -	2:27.469	+ 11.355	15:36:31.787	3 -	2:17.965	+ 1.851
2 -	2:16.114		15:38:47.901			
79	Mike VASE		P Lotus Elise S2			
1 -	2:27.067	+ 11.396	15:37:42.651	5 -	2:40.859	+ 25.188
2 -	2:19.706	+ 4.035	15:40:02.357	6 -	2:23.060	+ 7.389
3 -	2:18.229	+ 2.558	15:42:20.586	7 -	2:15.671	15:53:31.694
4 -	3:51.518 P	+ 1:35.847	15:46:12.104			

Weather / Track : Cloudy / Dry

Snetterton 300
Circuit Length = 2.9689 miles
Start: 15:33 End: 16:06

Lotus Cup UK

QUALIFYING - RACE 8 - LAP ANALYSIS

86	Jonathan MOBBS		EX Exige Cup				
1 -	2:23.444	+ 5.778	15:36:36.153	7 -	2:18.350	+ 0.684	15:52:19.284
2 -	2:18.086	+ 0.420	15:38:54.239	8 -	2:21.022	+ 3.356	15:54:40.306
3 -	2:18.550	+ 0.884	15:41:12.789	9 -	2:34.491	+ 16.825	15:57:14.797
4 -	3:48.404 P	+ 1:30.738	15:45:01.193	10 -	2:56.040	+ 38.374	16:00:10.837
5 -	2:34.319	+ 16.653	15:47:35.512	11 -	2:54.385	+ 36.719	16:03:05.222
6 -	2:25.422	+ 7.756	15:50:00.934	12 -	2:17.666		16:05:22.888
93	Vitthal CHAUHAN		O Elise S1				
1 -	2:31.840	+ 18.121	15:36:27.834	7 -	2:15.775	+ 2.056	15:50:46.081
2 -	2:17.359	+ 3.640	15:38:45.193	8 -	2:13.719		15:52:59.800
3 -	2:16.049	+ 2.330	15:41:01.242	9 -	2:33.113	+ 19.394	15:55:32.913
4 -	2:18.285	+ 4.566	15:43:19.527	10 -	5:47.887 P	+ 3:34.168	16:01:20.800
5 -	2:37.284	+ 23.565	15:45:56.811	11 -	2:24.112	+ 10.393	16:03:44.912
6 -	2:33.495	+ 19.776	15:48:30.306				
99	James KNIGHT		P Elise S1				
1 -	2:36.731	+ 22.993	15:37:06.159	7 -	2:20.951	+ 7.213	15:54:20.107
2 -	3:39.627 P	+ 1:25.889	15:40:45.786	8 -	2:46.659	+ 32.921	15:57:06.766
3 -	4:03.820 P	+ 1:50.082	15:44:49.606	9 -	3:53.847 P	+ 1:40.109	16:01:00.613
4 -	2:30.712	+ 16.974	15:47:20.318	10 -	2:33.830	+ 20.092	16:03:34.443
5 -	2:22.977	+ 9.239	15:49:43.295	11 -	2:13.738		16:05:48.181
6 -	2:15.861	+ 2.123	15:51:59.156				
110	Daniel MOURATSING		O Elise S1				
1 -	2:29.149	+ 12.199	15:36:32.351	7 -	2:20.830	+ 3.880	15:52:34.042
2 -	2:20.108	+ 3.158	15:38:52.459	8 -	2:33.736	+ 16.786	15:55:07.778
3 -	2:18.983	+ 2.033	15:41:11.442	9 -	2:37.900	+ 20.950	15:57:45.678
4 -	2:28.993	+ 12.043	15:43:40.435	10 -	2:42.126	+ 25.176	16:00:27.804
5 -	4:02.065 P	+ 1:45.115	15:47:42.500	11 -	2:51.229	+ 34.279	16:03:19.033
6 -	2:30.712	+ 13.762	15:50:13.212	12 -	2:16.950		16:05:35.983

Weather / Track : Cloudy / Dry

Snetterton 300
Circuit Length = 2.9689 miles
Start: 15:33 End: 16:06

Lotus Cup UK

RACE 8 - CLASSIFICATION

POS	NO	CL	NAME	ENTRY	LAPS	TIME	GAP	DIFF	MPH	BEST	ON
1	12	EV	DONNELLY/KERSHAW	Evora GT4	27	1:00:48.134			79.10	2:06.988	21
2	18	211	Steve WILLIAMS	Lotus 2-Eleven	27	1:02:52.732	2:04.598	2:04.598	76.49	2:10.582	11
3	26	211	Pete STOREY	Lotus 2-Eleven	27	1:02:56.533	2:08.399	3.801	76.41	2:11.063	10
4	19	O	Pat McBENNETT	Elise S1	26	1:00:53.389	1 lap	1 lap	76.06	2:10.154	8
5	39	211	Simon DEACON	Lotus 2-Eleven	26	1:00:59.816	1 lap	6.427	75.93	2:11.156	18
6	66	O	FENN/FENN	Motorsport Elise	26	1:01:08.649	1 lap	8.833	75.74	2:12.082	6
7	8	O	McNEILY/CHONG	Exige S1	26	1:01:27.145	1 lap	18.496	75.36	2:11.661	19
8	74	O	CASSIDY/CHERRINGTON	Europa	26	1:01:52.758	1 lap	25.613	74.84	2:11.769	18
9	93	O	Vitthal CHAUHAN	Elise S1	26	1:02:23.205	1 lap	30.447	74.23	2:14.640	6
10	16	EX	David SEAR	Exige Cup	25	1:00:50.543	2 laps	1 lap	73.19	2:16.290	10
11	9	211	Mark FULLALOVE	Lotus 2-Eleven	25	1:01:09.444	2 laps	18.901	78.64	2:08.613	18
12	5	P	Ken SAVAGE	Elise S1	25	1:01:11.616	2 laps	2.172	72.77	2:15.931	17
13	42	211	Mark GOODAY	Lotus 2-Eleven	25	1:01:15.874	2 laps	4.258	72.69	2:11.583	17
14	52	P	Stuart PLOTNEK	Elise S1	25	1:01:17.839	2 laps	1.965	72.65	2:17.315	10
15	3	P	Steve QUICK	Elise S2 111R	25	1:01:21.491	2 laps	3.652	72.57	2:16.390	9
16	110	O	Daniel MOURATSING	Elise S1	25	1:01:52.644	2 laps	31.153	71.97	2:16.803	19
17	86	EX	Jonathan MOBBS	Exige Cup	25	1:02:02.554	2 laps	9.910	71.77	2:17.594	17
18	28	O	Stephen GROVE	Elise S1	25	1:02:03.903	2 laps	1.349	71.75	2:18.261	19
19	51	O	HARVEY/WEBB	340R	24	1:00:54.993	3 laps	1 lap	76.03	2:09.769	9
20	77	P	TAVENDER/ILLMAN	Elise S2	24	1:01:24.766	3 laps	29.773	69.61	2:19.311	9
21	72	P	Dan PLANT	Elise S1	24	1:01:27.816	3 laps	3.050	69.55	2:18.656	24
22	2	P	Paul DAVIES	Elise S1	23	1:02:41.100	4 laps	1 lap	65.36	2:24.575	21
23	47	EX	SHERWOOD/STANLEY	Exige Cup	22	54:54.927	5 laps	1 lap	71.36	2:10.676	17

NOT CLASSIFIED

DNC	4	P	Nigel AYRES	Elise S1	18	1:00:57.742	9 laps	4 laps	52.59	2:22.465	4
DNC	62	211	Tom CHATTERWAY	Lotus 2-Eleven	14	31:03.385	13 laps	4 laps	80.30	2:11.603	14
DNC	24	O	SETTERS/SETTERS	Exige S1	13	29:42.385	14 laps	1 lap	77.95	2:13.743	5
DNC	99	P	James KNIGHT	Elise S1	12	28:10.653	15 laps	1 lap	75.86	2:15.510	7
DNC	65	P	LaMASTER/BAUMHARDT	Elise S2	7	19:13.545	20 laps	5 laps	64.85	2:17.858	5
DNC	70	211	Marcus JEWELL	Lotus 2-Eleven	4	11:43.985	23 laps	3 laps	60.72	2:16.297	2
DNC	25	O	HOWELL/HOWELL	Exige S2	4	14:14.798	23 laps	2:24.113	50.01	2:21.192	4
DNC	57	P	GROSS / WALKERS	Lotus Exige	3	9:42.387	24 laps	1 lap	55.05	2:17.443	2
DNC	79	P	Mike VASE	Lotus Elise S2	3	11:37.983	24 laps	1:43.919	45.93	2:38.375	2
DNC	61	P	NAPIER/WOOLRIDGE	Elise S1	2	32:56.397	25 laps	1 lap	10.81	2:23.013	2
DNC	30	P	CARR / HYLAND	Elise S2	2	1:00:59.177	25 laps	30:35.508	5.84	2:26.635	2
DNC	78	P	Steve TRAIN	Elise S2 111R	0						
DNC	11	P	Chris DUNSTER	Lotus Elise S1	0						

FASTEST LAP

12	EV	DONNELLY/KERSHAW	Evora GT4	21	2:06.988	84.16 mph	135.45 kph
9	211	Mark FULLALOVE	Lotus 2-Eleven	18	2:08.613	83.10 mph	133.74 kph
51	O	HARVEY/WEBB	340R	9	2:09.769	82.36 mph	132.54 kph
47	EX	SHERWOOD/STANLEY	Exige Cup	17	2:10.676	81.79 mph	131.62 kph
99	P	James KNIGHT	Elise S1	7	2:15.510	78.87 mph	126.93 kph

Weather / Track : Sunny / Dry

These results are provisional until the conclusion of any judicial and technical matters.

Snetterton 300

Circuit Length = 2.9689 miles

Start: 13:16 End: 14:19

Clerk of Course :

Timekeeper :

Lotus Cup UK

RACE 8 - LAP CHART

Lap 1			Lap 2			Lap 3			Lap 4			Lap 5		
No	Behind	Laptime	No	Behind	Laptime	No	Behind	Laptime	No	Behind	Laptime	No	Behind	Laptime
12		2:09.225	12		2:08.276	12		2:08.292	12		2:07.427	12		2:07.231
9	0.515	2:09.740	9	1.012	2:08.773	9	2.156	2:09.436	9	3.928	2:09.199	9	6.037	2:09.340
51	3.572	2:12.797	51	7.816	2:12.520	51	10.881	2:11.357	51	13.519	2:10.065	51	16.419	2:10.131
19	4.631	2:13.856	19	8.605	2:12.250	19	11.443	2:11.130	19	14.727	2:10.711	19	17.688	2:10.192
18	5.528	2:14.753	18	9.781	2:12.529	18	14.541	2:13.052	79	1 LAP	3:40.347 P	18	24.788	2:12.579
42	8.652	2:17.877	42	14.220	2:13.844	42	19.359	2:13.431	18	19.440	2:12.326	42	29.695	2:12.167
26	9.588	2:18.813	26	15.304	2:13.992	26	19.907	2:12.895	42	24.759	2:12.827	26	30.020	2:11.596
47	10.627	2:19.852	39	16.106	2:13.206	39	20.282	2:12.468	26	25.655	2:13.175	39	31.412	2:12.349
39	11.176	2:20.401	66	16.930	2:13.446	62	21.703	2:11.760	39	26.294	2:13.439	62	31.750	2:12.169
66	11.760	2:20.985	62	18.235	2:14.041	66	22.243	2:13.605	62	26.812	2:12.536	66	32.348	2:12.269
62	12.470	2:21.695	47	19.419	2:17.068	47	28.820	2:17.693	66	27.310	2:12.494	47	45.844	2:15.373
70	12.999	2:22.224	70	21.020	2:16.297	93	29.595	2:16.211	47	37.702	2:16.309	93	47.001	2:15.744
93	13.481	2:22.706	93	21.676	2:16.471	74	30.850	2:17.061	93	38.488	2:16.320	24	54.655	2:13.743
74	13.867	2:23.092	74	22.081	2:16.490	70	30.996	2:18.268	70	42.865	2:19.296	8	56.355	2:13.825
57	21.037	2:30.262	57	30.204	2:17.443	25	1 LAP	4:21.334 P	25	1 LAP	2:22.216	25	1 LAP	2:21.192
3	21.490	2:30.715	3	32.163	2:18.949	24	39.789	2:15.210	24	48.143	2:15.781	74	1:02.456	2:16.602
52	23.186	2:32.411	24	32.871	2:17.185	8	41.042	2:14.670	8	49.761	2:16.146	5	1:07.901	2:17.795
79	23.204	2:32.429	8	34.664	2:16.514	57	41.439	2:19.527	74	53.085	2:29.662	52	1:08.841	2:18.882
72	23.634	2:32.859	52	34.948	2:20.038	3	44.478	2:20.607	3	55.762	2:18.711	65	1:10.920	2:17.858
24	23.962	2:33.187	72	36.468	2:21.110	52	45.901	2:19.245	52	57.190	2:18.716	3	1:12.734	2:24.203
65	24.167	2:33.392	65	37.187	2:21.296	5	46.945	2:17.927	5	57.337	2:17.819	110	1:16.025	2:20.752
110	25.166	2:34.391	5	37.310	2:18.998	72	47.934	2:19.758	65	1:00.293	2:19.152	72	1:16.440	2:22.131
25	26.231	2:35.456	110	39.067	2:22.177	65	48.568	2:19.673	72	1:01.540	2:21.033	86	1:20.646	2:19.849
8	26.426	2:35.651	86	43.205	2:23.170	110	49.620	2:18.845	110	1:02.504	2:20.311	16	1:20.659	2:17.221
5	26.588	2:35.813	28	44.221	2:23.637	86	54.527	2:19.614	86	1:08.028	2:20.928	28	1:23.265	2:20.661
86	28.311	2:37.536	4	44.231	2:23.230	28	57.402	2:21.473	28	1:09.835	2:19.860	77	1:26.456	2:20.909
28	28.860	2:38.085	77	45.630	2:23.773	16	59.084	2:21.069	16	1:10.669	2:19.012	4	1:30.936	2:23.661
4	29.277	2:38.502	16	46.307	2:19.998	4	59.468	2:23.529	77	1:12.778	2:20.442	99	1:34.509	2:16.576
77	30.133	2:39.358	79	53.303	2:38.375	77	59.763	2:22.425	4	1:14.506	2:22.465	2	1:50.869	2:25.789
2	31.723	2:40.948	2	53.358	2:29.911	2	1:12.783	2:27.717	99	1:25.164	2:17.903			
16	34.585	2:43.810	99	1:05.792	2:17.904	99	1:14.688	2:17.188	2	1:32.311	2:26.955			
99	56.164	3:05.389												

Weather / Track : Sunny / Dry

Snetterton 300
Circuit Length = 2.9689 miles
Start: 13:16 End: 14:19

Lotus Cup UK

RACE 8 - LAP CHART

Lap 6			Lap 7			Lap 8			Lap 9			Lap 10		
No	Behind	Laptime	No	Behind	Laptime	No	Behind	Laptime	No	Behind	Laptime	No	Behind	Laptime
12		2:07.938	12		2:07.591	12		2:07.238	12		2:08.840	12		2:09.063
9	7.318	2:09.219	2	1 LAP	2:27.957	9	11.130	2:09.687	9	11.340	2:09.050	28	1 LAP	2:19.092
51	18.666	2:10.185	9	8.681	2:08.954	51	23.806	2:09.973	4	1 LAP	2:25.970	77	1 LAP	2:19.311
19	20.257	2:10.507	51	21.071	2:09.996	2	1 LAP	2:28.043	51	24.735	2:09.769	9	11.165	2:08.888
18	29.727	2:12.877	19	23.314	2:10.648	19	26.230	2:10.154	19	27.892	2:10.502	51	25.674	2:10.002
42	34.449	2:12.692	18	35.979	2:13.843	18	41.928	2:13.187	2	1 LAP	2:25.715	4	1 LAP	2:23.924
26	35.128	2:13.046	42	39.159	2:12.301	26	45.171	2:12.830	18	45.742	2:12.654	19	29.706	2:10.877
39	35.330	2:11.856	26	39.579	2:12.042	42	45.786	2:13.865	26	48.024	2:11.693	18	48.497	2:11.818
62	35.746	2:11.934	62	40.774	2:12.619	62	46.347	2:12.811	62	50.156	2:12.649	26	50.024	2:11.063
66	36.492	2:12.082	66	41.392	2:12.491	66	46.944	2:12.790	42	50.230	2:13.284	39	52.937	2:11.546
47	52.895	2:14.989	39	42.566	2:14.827	39	47.445	2:12.117	39	50.454	2:11.849	62	54.075	2:12.982
93	53.703	2:14.640	47	1:01.509	2:16.205	93	1:10.648	2:16.219	66	50.763	2:12.659	42	54.302	2:13.135
24	1:01.044	2:14.327	93	1:01.667	2:15.555	47	1:11.774	2:17.503	93	1:16.798	2:14.990	66	55.681	2:13.981
8	1:01.509	2:13.092	24	1:07.324	2:13.871	24	1:13.940	2:13.854	47	1:19.181	2:16.247	2	1 LAP	2:31.287
74	1:11.324	2:16.806	8	1:07.807	2:13.889	8	1:14.093	2:13.524	8	1:20.776	2:15.523	93	1:23.397	2:15.662
5	1:16.818	2:16.855	74	1:19.395	2:15.662	74	1:27.330	2:15.173	24	1:21.199	2:16.099	8	1:24.471	2:12.758
52	1:19.461	2:18.558	5	1:26.100	2:16.873	5	1:35.037	2:16.175	74	1:32.936	2:14.446	47	1:26.377	2:16.259
65	1:21.273	2:18.291	52	1:31.849	2:19.979	3	1:43.864	2:18.786	5	1:43.384	2:17.187	24	1:26.919	2:14.783
3	1:22.862	2:18.066	3	1:32.316	2:17.045	52	1:44.602	2:19.991	3	1:51.414	2:16.390	74	1:37.558	2:13.685
110	1:26.571	2:18.484	65	1:37.163	2:23.481	16	1:50.835	2:18.162	52	1:54.118	2:18.356	5	1:51.275	2:16.954
16	1:29.714	2:16.993	16	1:39.911	2:17.788	110	1:52.879	2:19.546	16	1:58.996	2:17.001	3	1:59.140	2:16.789
72	1:29.732	2:21.230	110	1:40.571	2:21.591	86	1:56.174	2:19.475	110	2:06.147	2:22.108	52	2:02.370	2:17.315
86	1:32.174	2:19.466	72	1:43.058	2:20.917	72	1:57.055	2:21.235	86	2:06.399	2:19.065	16	2:06.223	2:16.290
28	1:34.924	2:19.597	86	1:43.937	2:19.354	28	1:59.275	2:20.487	72	2:08.155	2:19.940			
77	1:38.162	2:19.644	28	1:46.026	2:18.693	99	1:59.935	2:16.396	99	2:08.202	2:17.107			
99	1:42.858	2:16.287	77	1:50.194	2:19.623	77	2:02.612	2:19.656						
4	1:45.635	2:22.637	99	1:50.777	2:15.510									
			4	2:01.641	2:23.597									

Weather / Track : Sunny / Dry

Snetterton 300
Circuit Length = 2.9689 miles
Start: 13:16 End: 14:19

Lotus Cup UK

RACE 8 - LAP CHART

Lap 11			Lap 12			Lap 13			Lap 14			Lap 15		
No	Behind	Laptime	No	Behind	Laptime	No	Behind	Laptime	No	Behind	Laptime	No	Behind	Laptime
12		2:08.493	12		2:08.752	12		2:08.126	9		2:09.138	51		2:10.227
99	1 LAP	2:17.643	52	1 LAP	2:17.945	5	1 LAP	2:16.692	16	1 LAP	2:16.813	47	2 LAPS	5:20.962 P
110	1 LAP	2:21.132	16	1 LAP	2:18.124	52	1 LAP	2:19.056	52	1 LAP	2:21.248	19	5.892	2:11.746
28	1 LAP	2:18.891	9	13.940	2:09.728	61	12 LAPS	28:00.656	61	12 LAPS	2:23.013	28	1 LAP	2:18.429
72	1 LAP	2:22.294	99	1 LAP	2:16.747	9	14.736	2:08.922	51	18.978	2:10.350	12	1 LAP	5:12.345 P
9	12.964	2:10.292	28	1 LAP	2:19.647	16	1 LAP	2:17.690	19	23.351	2:10.559	86	1 LAP	2:19.466
86	1 LAP	2:24.760	110	1 LAP	2:21.877	99	1 LAP	2:16.003	28	1 LAP	2:21.038	72	1 LAP	2:19.155
77	1 LAP	2:20.902	72	1 LAP	2:19.673	51	32.502	2:12.235	86	1 LAP	2:18.969	74	2 LAPS	5:37.504 P
51	27.044	2:09.863	86	1 LAP	2:19.610	28	1 LAP	2:18.873	72	1 LAP	2:19.700	26	32.753	2:12.895
19	32.414	2:11.201	77	1 LAP	2:20.425	86	1 LAP	2:20.147	26	49.063	2:12.727	39	36.198	2:12.843
4	1 LAP	2:25.545	51	28.393	2:10.101	19	36.666	2:10.448	39	52.560	2:11.946	110	2 LAPS	2:23.956
18	50.586	2:10.582	19	34.344	2:10.682	72	1 LAP	2:21.791	62	53.019	2:11.603	3	2 LAPS	2:22.850
26	52.817	2:11.286	26	55.445	2:11.380	26	1:00.210	2:12.891	110	2 LAPS	5:28.759 P	18	1 LAP	2:12.283
39	57.563	2:13.119	39	1:00.546	2:11.735	39	1:04.488	2:12.068	3	2 LAPS	5:54.792 P	66	1 LAP	5:19.224 P
62	58.162	2:12.580	62	1:01.176	2:11.766	62	1:05.290	2:12.240	8	1:26.900	2:11.954	77	2 LAPS	2:40.113
42	58.774	2:12.965	4	1 LAP	2:27.121	66	1:07.780	2:12.829	77	2 LAPS	5:37.596 P	42	2 LAPS	7:58.710 P
66	59.271	2:12.083	42	1:02.513	2:12.491	4	1 LAP	2:25.726	18	1 LAP	2:18.268	4	2 LAPS	5:39.134 P
2	1 LAP	2:26.235	66	1:03.077	2:12.558	8	1:38.820	2:13.003	5	2:13.394	2:20.693	93	1 LAP	5:21.251 P
8	1:30.479	2:14.501	8	1:33.943	2:12.216	93	1:45.078	2:14.964	16	2:26.510	2:16.905	47	1 LAP	2:14.910
93	1:31.611	2:16.707	2	1 LAP	2:25.822	24	1:45.893	2:15.358	52	2:28.847	2:17.473	12	2:31.132	2:11.866
24	1:32.173	2:13.747	93	1:38.240	2:15.381	18	1 LAP	5:16.781 P				9	2:36.271	5:05.476 P
47	1:34.066	2:16.182	24	1:38.661	2:15.240	2	1 LAP	2:26.930				72	2:41.983	2:18.728
74	1:44.713	2:15.648	47	1:40.562	2:15.248	5	2:16.575	2:16.543				2	2 LAPS	5:39.782 P
5	2:00.218	2:17.436	74	1:50.006	2:14.045							74	1 LAP	2:17.460
3	2:07.294	2:16.647										3	1 LAP	2:17.178
												110	1 LAP	2:18.652
												18	3:40.398	2:12.437
												66	3:53.285	2:19.360
												8	4:14.077	5:16.382 P
												77	1 LAP	2:29.491
												42	1 LAP	2:15.710
												47	4:26.227	2:10.998
												93	4:33.167	2:19.917

Weather / Track : Sunny / Dry

Snetterton 300
Circuit Length = 2.9689 miles
Start: 13:16 End: 14:19

Lotus Cup UK

RACE 8 - LAP CHART

Lap 16			Lap 17			Lap 18			Lap 19			Lap 20		
No	Behind	Laptime	No	Behind	Laptime	No	Behind	Laptime	No	Behind	Laptime	No	Behind	Laptime
12		2:07.241	12		2:07.547	12		2:09.490	12		2:08.074	12		2:07.356
9	9.428	2:11.530	93	1 LAP	2:17.650	9	9.948	2:08.613	9	11.043	2:09.169	47	1 LAP	2:10.939
74	1 LAP	2:13.196	9	10.825	2:08.944	93	1 LAP	2:17.840	93	1 LAP	2:17.132	9	12.497	2:08.810
5	1 LAP	5:19.662 P	74	1 LAP	2:12.508	77	2 LAPS	2:28.717	74	1 LAP	2:11.769	93	1 LAP	2:16.931
51	31.712	5:10.085 P	5	1 LAP	2:19.416	74	1 LAP	2:12.696	77	2 LAPS	2:27.418	74	1 LAP	2:11.861
16	1 LAP	5:19.889 P	51	43.402	2:19.237	5	1 LAP	2:15.931	51	57.489	2:15.597	77	2 LAPS	2:27.674
2	2 LAPS	2:42.031	16	1 LAP	2:20.044	51	49.966	2:16.054	16	1 LAP	2:17.462	51	1:05.851	2:15.718
52	1 LAP	5:28.301 P	52	1 LAP	2:21.811	16	1 LAP	2:16.378	5	1 LAP	2:32.534 P	16	1 LAP	2:16.809
28	1 LAP	5:27.016 P	2	2 LAPS	2:25.969	52	1 LAP	2:17.933	52	1 LAP	2:17.773	5	1 LAP	2:18.134
3	1 LAP	2:17.053	18	1:19.016	2:11.890	2	2 LAPS	2:25.388	18	1:28.000	2:12.626	52	1 LAP	2:17.821
110	1 LAP	2:19.195	3	1 LAP	2:18.017	18	1:23.448	2:13.922	39	1:32.224	2:11.834	18	1:32.757	2:12.113
18	1:14.673	2:12.648	72	1 LAP	5:26.583 P	39	1:28.464	2:11.156	26	1:32.962	2:11.692	39	1:36.212	2:11.344
26	1:16.294	5:21.914 P	26	1:26.206	2:17.459	3	1 LAP	2:16.667	3	1 LAP	2:17.302	26	1:36.701	2:11.095
86	1 LAP	5:34.857 P	39	1:26.798	2:15.458	26	1:29.344	2:12.628	2	2 LAPS	2:27.151	3	1 LAP	2:16.721
39	1:18.887	5:21.062 P	28	1 LAP	2:27.052	72	1 LAP	2:23.950	19	1:42.999	2:11.944	19	1:48.434	2:12.791
19	1:26.599	5:59.080 P	110	1 LAP	2:21.931	28	1 LAP	2:20.549	66	1:48.586	2:15.152	66	1:54.772	2:13.542
66	1:29.547	2:14.635	86	1 LAP	2:22.601	19	1:39.129	2:11.293	72	1 LAP	2:20.855	2	2 LAPS	2:25.601
4	2 LAPS	4:07.658 P	19	1:37.326	2:18.274	110	1 LAP	2:21.030	110	1 LAP	2:19.421	110	1 LAP	2:16.803
42	1 LAP	2:13.361	66	1:37.954	2:15.954	86	1 LAP	2:17.594	28	1 LAP	2:23.109	72	1 LAP	2:19.253
8	1:51.581	2:15.877	42	1 LAP	2:11.918	66	1:41.508	2:13.044	86	1 LAP	2:20.992	28	1 LAP	2:18.261
47	1:59.974	2:12.120	8	1:55.767	2:11.733	42	1 LAP	2:11.583	42	1 LAP	2:11.830	86	1 LAP	2:18.240
77	1 LAP	2:29.176	47	2:03.103	2:10.676	8	1:58.384	2:12.107	8	2:01.971	2:11.661	42	1 LAP	2:12.810
						47	2:06.123	2:12.510				8	2:06.884	2:12.269

Weather / Track : Sunny / Dry

Snetterton 300
Circuit Length = 2.9689 miles
Start: 13:16 End: 14:19

Lotus Cup UK

RACE 8 - LAP CHART

Lap 21			Lap 22			Lap 23			Lap 24			Lap 25		
No	Behind	Laptime	No	Behind	Laptime	No	Behind	Laptime	No	Behind	Laptime	No	Behind	Laptime
12		2:06.988	12		2:09.723	12		2:07.518	12		2:07.148	12		2:08.813
47	1 LAP	2:11.331	42	2 LAPS	2:15.025	42	2 LAPS	2:12.545	72	3 LAPS	4:15.940 P	77	3 LAPS	2:23.235
9	14.727	2:09.218	72	2 LAPS	2:19.651	8	1 LAP	2:12.288	3	2 LAPS	2:17.640	52	2 LAPS	2:18.382
93	1 LAP	2:15.276	110	2 LAPS	2:21.171	47	1 LAP	2:11.064	66	1 LAP	2:16.299	66	1 LAP	2:12.613
74	1 LAP	2:12.562	8	1 LAP	2:14.994	9	17.597	2:11.162	42	2 LAPS	2:11.647	3	2 LAPS	2:16.993
51	1:14.128	2:15.265	47	1 LAP	2:13.119	110	2 LAPS	2:21.123	8	1 LAP	2:11.816	42	2 LAPS	2:13.840
77	2 LAPS	2:30.032	86	2 LAPS	2:21.006	86	2 LAPS	2:18.985	9	19.926	2:09.477	8	1 LAP	2:13.879
16	1 LAP	2:16.298	28	2 LAPS	2:24.226	28	2 LAPS	2:20.769	110	2 LAPS	2:19.986	72	3 LAPS	2:22.546
5	1 LAP	2:16.069	2	3 LAPS	2:29.901	2	3 LAPS	2:26.878	86	2 LAPS	2:23.171	9	19.854	2:08.741
18	1:38.326	2:12.557	9	13.953	2:08.949	74	1 LAP	2:12.579	28	2 LAPS	2:19.984	110	2 LAPS	2:18.148
39	1:40.983	2:11.759	74	1 LAP	2:12.671	4	8 LAPS	14:11.719 P	2	3 LAPS	2:24.575	28	2 LAPS	2:20.103
26	1:41.734	2:12.021	93	1 LAP	2:16.143	93	1 LAP	2:21.151	74	1 LAP	2:12.025	86	2 LAPS	2:20.852
52	1 LAP	2:19.877	51	1:19.774	2:15.369	16	1 LAP	2:17.270	93	1 LAP	2:16.533	74	1 LAP	2:12.530
19	1:53.685	2:12.239	16	1 LAP	2:16.745	18	1:47.280	2:13.862	4	8 LAPS	2:36.320	2	3 LAPS	2:25.150
3	1 LAP	2:17.355	5	1 LAP	2:18.423	26	1:48.338	2:11.260	18	1:51.613	2:11.481	93	1 LAP	2:17.414
66	2:02.133	2:14.349	77	2 LAPS	2:29.380	39	1:54.071	2:16.858	16	1 LAP	2:17.386	4	8 LAPS	2:38.763
			18	1:40.936	2:12.333	51	1:54.119	2:41.863 P	26	1:58.602	2:17.412	18	1:56.455	2:13.655
			26	1:44.596	2:12.585	5	1 LAP	2:25.708	39	2:02.343	2:15.420	16	1 LAP	2:17.059
			39	1:44.731	2:13.471	77	2 LAPS	2:27.212	51	2:03.937	2:16.966	30	24 LAPS	58:32.542
			52	1 LAP	2:18.451	19	2:01.045	2:12.564	5	1 LAP	2:16.308	26	2:02.480	2:12.691
			19	1:55.999	2:12.037	52	1 LAP	2:18.869	19	2:06.035	2:12.138			
			3	1 LAP	2:16.912									
			66	2:06.087	2:13.677									

Weather / Track : Sunny / Dry

Snetterton 300
 Circuit Length = 2.9689 miles
 Start: 13:16 End: 14:19

Lotus Cup UK

RACE 8 - LAP CHART

Lap 26			Lap 27		
No	Behind	Laptime	No	Behind	Laptime
12		2:08.953	12		2:08.580
51	1 LAP	2:14.059	16	2 LAPS	2:18.327
19	1 LAP	2:12.724	19	1 LAP	2:12.842
39	1 LAP	2:17.941	51	1 LAP	2:15.209
5	2 LAPS	2:17.574	4	9 LAPS	2:38.241
66	1 LAP	2:12.881	30	25 LAPS	2:26.635
52	2 LAPS	2:18.822	39	1 LAP	2:17.744
77	3 LAPS	2:22.931	5	2 LAPS	2:18.097
9	20.426	2:09.525	66	1 LAP	2:13.647
3	2 LAPS	2:17.173	9	21.310	2:09.464
42	2 LAPS	2:13.711	42	2 LAPS	2:12.305
8	1 LAP	2:14.015	8	1 LAP	2:12.858
72	3 LAPS	2:18.828	52	2 LAPS	2:20.586
110	2 LAPS	2:21.885	3	2 LAPS	2:17.930
28	2 LAPS	2:19.888	77	3 LAPS	2:25.323
74	1 LAP	2:11.895	72	3 LAPS	2:18.656
86	2 LAPS	2:20.313	110	2 LAPS	2:19.370
2	3 LAPS	2:25.363	74	1 LAP	2:13.130
93	1 LAP	2:17.388	86	2 LAPS	2:22.534
18	2:00.439	2:12.937	28	2 LAPS	2:24.483
26	2:05.349	2:11.822	93	1 LAP	2:17.009
			18	2:04.598	2:12.739
			26	2:08.399	2:11.630

Weather / Track : Sunny / Dry

Snetterton 300
Circuit Length = 2.9689 miles
Start: 13:16 End: 14:19

Fuchs Titan Race MR2 Racing Series

QUALIFYING - RACE 7 - CLASSIFICATION - AMENDED

POS	NO	CL	NAME	ENTRY	TIME	ON	LAPS	GAP	DIFF	MPH
1	9		David PITTARD	Toyota MR2 Mk1	2:25.885	2	5			73.26
2	69		Simon LOCKEY	Toyota MR2 Mk1	2:29.185	6	6	3.300	3.300	71.64
3	93		Gary LAWRENCE	Toyota MR2 Mk1	2:29.317	3	5	3.432	0.132	71.57
4	77		Chris SHACKLE	Toyota MR2 Mk1	2:30.068	3	6	4.183	0.751	71.22
5	26		Aaron PULLAN	Toyota MR2 Mk1	2:30.112	4	6	4.227	0.044	71.20
6	43		Paul CORBRIDGE	Toyota MR2 Mk1	2:30.848	6	6	4.963	0.736	70.85
7	59		Dave HEMINGWAY	Toyota MR2 Mk1	2:31.321	5	5	5.436	0.473	70.63
8	27		Ian DAVIES	Toyota MR2 Mk1	2:31.882	3	5	5.997	0.561	70.37
9	36		Neil STRATTON	Toyota MR2 Mk1	2:31.884	4	5	5.999	0.002	70.37
10	48		Charlie BUDD	Toyota MR2 Mk1	2:32.056	2	6	6.171	0.172	70.29
11	6		Richard AVERY	Toyota MR2 Mk1	2:34.369	6	6	8.484	2.313	69.23
12	55		Mark WOODS	Toyota MR2 Mk1	2:34.922	5	5	9.037	0.553	68.99
13	85		Philip O'HALLORAN	Toyota MR2 Mk1	2:37.150	6	6	11.265	2.228	68.01
14	7		Chris GRAY	Toyota MR2 Mk1	2:38.902	3	6	13.017	1.752	67.26
15	10		Thomas ROBINSON	Toyota MR2 Mk1	2:46.299	4	5	20.414	7.397	64.27
16	19		Mike HUMPHRIES	Toyota MR2 Mk1	2:46.615	6	6	20.730	0.316	64.14
17	42		Danny FRENCH	Toyota MR2 Mk1	2:47.134	4	5	21.249	0.519	63.94
18	8		Eddie O'KANE	Toyota MR2 Mk1	2:51.800	3	4	25.915	4.666	62.21
DQ	3		Jonathan BARDEN	Toyota MR2 Mk1			0			
DQ	13		Roger PULLAN	Toyota MR2 Mk1			0			
DQ	23		Jeff McCALL	Toyota MR2 Mk1			0			
DQ	37		Jason JESSE	Toyota MR2 Mk1			0			
DQ	38		Charlotte BURRIDGE	Toyota MR2 Mk1			0			
DQ	45		Terry McCLOUD	Toyota MR2 Mk1			0			
DQ	47		Ralph BUDD	Toyota MR2 Mk1			0			
DQ	87		Neale HURREN	Toyota MR2 Mk1			0			
DQ	88		Ian ROBINSON	Toyota MR2 Mk1			0			

Cars 47,37,38,87,23,45,13,3 and 88 qualifying times disallowed for failing scrutineering, being underweight

All cars to start from the back of the grid

Weather / Track : Sunny / Dry

These results are provisional until the conclusion of any judicial and technical matters.

Snetterton 300

Circuit Length = 2.9689 miles

Start: 09:00 End: 09:17

Clerk of Course :

Timekeeper :

Fuchs Titan Race MR2 Racing Series

QUALIFYING - RACE 7 - LAP ANALYSIS

3	Jonathan BARDEN		Toyota MR2 Mk1				
1 -	2:56.778	+ 14.111	9:03:33.405	4 -	2:46.155	+ 3.488	9:12:00.147
2 -	2:52.445	+ 9.778	9:06:25.850	5 -	2:44.133	+ 1.466	9:14:44.280
3 -	2:48.142	+ 5.475	9:09:13.992	6 -	2:42.667		9:17:26.947
6	Richard AVERY		Toyota MR2 Mk1				
1 -	2:42.775	+ 8.406	9:02:53.797	4 -	2:36.189	+ 1.820	9:10:46.135
2 -	2:38.400	+ 4.031	9:05:32.197	5 -	2:35.347	+ 0.978	9:13:21.482
3 -	2:37.749	+ 3.380	9:08:09.946	6 -	2:34.369		9:15:55.851
7	Chris GRAY		Toyota MR2 Mk1				
1 -	2:48.317	+ 9.415	9:03:15.290	4 -	2:47.370	+ 8.468	9:11:22.106
2 -	2:40.544	+ 1.642	9:05:55.834	5 -	2:39.569	+ 0.667	9:14:01.675
3 -	2:38.902		9:08:34.736	6 -	2:39.923	+ 1.021	9:16:41.598
8	Eddie O'KANE		Toyota MR2 Mk1				
1 -	2:58.409	+ 6.609	9:03:32.238	3 -	2:51.800		9:09:18.959
2 -	2:54.921	+ 3.121	9:06:27.159	4 -	2:52.306	+ 0.506	9:12:11.265
9	David PITTARD		Toyota MR2 Mk1				
1 -	2:26.627	+ 0.742	9:05:20.022	4 -	2:26.435	+ 0.550	9:12:38.265
2 -	2:25.885		9:07:45.907	5 -	2:26.826	+ 0.941	9:15:05.091
3 -	2:25.923	+ 0.038	9:10:11.830				
10	Thomas ROBINSON		Toyota MR2 Mk1				
1 -	3:01.436	+ 15.137	9:03:50.751	4 -	2:46.299		9:12:13.616
2 -	2:47.270	+ 0.971	9:06:38.021	5 -	2:48.699	+ 2.400	9:15:02.315
3 -	2:49.296	+ 2.997	9:09:27.317				
13	Roger PULLAN		Toyota MR2 Mk1				
1 -	2:56.898	+ 18.038	9:03:49.076	4 -	2:38.860		9:11:49.033
2 -	2:40.150	+ 1.290	9:06:29.226	5 -	2:40.794	+ 1.934	9:14:29.827
3 -	2:40.947	+ 2.087	9:09:10.173	6 -	2:39.944	+ 1.084	9:17:09.771
19	Mike HUMPHRIES		Toyota MR2 Mk1				
1 -	2:56.170	+ 9.555	9:03:12.249	4 -	2:47.616	+ 1.001	9:11:52.204
2 -	2:52.520	+ 5.905	9:06:04.769	5 -	2:47.483	+ 0.868	9:14:39.687
3 -	2:59.819	+ 13.204	9:09:04.588	6 -	2:46.615		9:17:26.302
23	Jeff McCALL		Toyota MR2 Mk1				
1 -	2:37.599	+ 1.550	9:05:59.164	4 -	2:36.070	+ 0.021	9:13:49.294
2 -	2:36.049		9:08:35.213	5 -	2:36.486	+ 0.437	9:16:25.780
3 -	2:38.011	+ 1.962	9:11:13.224				
26	Aaron PULLAN		Toyota MR2 Mk1				
1 -	2:49.962	+ 19.850	9:03:36.182	4 -	2:30.112		9:12:01.728
2 -	2:57.215	+ 27.103	9:06:33.397	5 -	2:30.467	+ 0.355	9:14:32.195
3 -	2:58.219	+ 28.107	9:09:31.616	6 -	2:30.728	+ 0.616	9:17:02.923
27	Ian DAVIES		Toyota MR2 Mk1				
1 -	2:32.232	+ 0.350	9:05:22.413	4 -	2:33.473	+ 1.591	9:12:59.659
2 -	2:31.891	+ 0.009	9:07:54.304	5 -	2:33.582	+ 1.700	9:15:33.241
3 -	2:31.882		9:10:26.186				
36	Neil STRATTON		Toyota MR2 Mk1				
1 -	2:38.044	+ 6.160	9:05:53.932	4 -	2:31.884		9:13:34.894
2 -	2:36.734	+ 4.850	9:08:30.666	5 -	2:31.970	+ 0.086	9:16:06.864
3 -	2:32.344	+ 0.460	9:11:03.010				

Cars 23 and 93 poor transponder location please see timekeepers
 Car 36 please fit transponder for race
 Weather / Track : Sunny / Dry

Snetterton 300
 Circuit Length = 2.9689 miles
 Start: 09:00 End: 09:17

Fuchs Titan Race MR2 Racing Series

QUALIFYING - RACE 7 - LAP ANALYSIS

37	Jason JESSE		Toyota MR2 Mk1				
1 -	2:40.917	+ 10.153	9:03:34.607	4 -	2:32.270	+ 1.506	9:11:10.462
2 -	2:32.821	+ 2.057	9:06:07.428	5 -	2:31.626	+ 0.862	9:13:42.088
3 -	2:30.764		9:08:38.192	6 -	2:31.004	+ 0.240	9:16:13.092
38	Charlotte BURRIDGE		Toyota MR2 Mk1				
1 -	2:35.186	+ 2.738	9:05:37.665	4 -	2:36.344	+ 3.896	9:13:22.751
2 -	2:32.448		9:08:10.113	5 -	2:35.061	+ 2.613	9:15:57.812
3 -	2:36.294	+ 3.846	9:10:46.407				
42	Danny FRENCH		Toyota MR2 Mk1				
1 -	3:04.478	+ 17.344	9:03:51.931	4 -	2:47.134		9:12:14.858
2 -	2:47.454	+ 0.320	9:06:39.385	5 -	2:48.364	+ 1.230	9:15:03.222
3 -	2:48.339	+ 1.205	9:09:27.724				
43	Paul CORBRIDGE		Toyota MR2 MK1				
1 -	3:14.323	+ 43.475	9:04:05.199	4 -	2:31.384	+ 0.536	9:11:43.498
2 -	2:32.552	+ 1.704	9:06:37.751	5 -	2:31.948	+ 1.100	9:14:15.446
3 -	2:34.363	+ 3.515	9:09:12.114	6 -	2:30.848		9:16:46.294
45	Terry McCLOUD		Toyota MR2 Mk1				
1 -	2:40.944	+ 2.359	9:05:53.432	4 -	2:39.341	+ 0.756	9:13:50.952
2 -	2:39.594	+ 1.009	9:08:33.026	5 -	2:39.485	+ 0.900	9:16:30.437
3 -	2:38.585		9:11:11.611				
47	Ralph BUDD		Toyota MR2 Mk1				
1 -	2:37.256	+ 7.567	9:02:54.035	4 -	2:30.356	+ 0.667	9:10:25.406
2 -	2:31.326	+ 1.637	9:05:25.361	5 -	2:31.081	+ 1.392	9:12:56.487
3 -	2:29.689		9:07:55.050				
48	Charlie BUDD		Toyota MR2 Mk1				
1 -	2:39.905	+ 7.849	9:03:00.259	4 -	2:32.298	+ 0.242	9:10:37.352
2 -	2:32.056		9:05:32.315	5 -	2:32.476	+ 0.420	9:13:09.828
3 -	2:32.739	+ 0.683	9:08:05.054	6 -	2:33.468	+ 1.412	9:15:43.296
55	Mark WOODS		Toyota MR2 MK1				
1 -	2:38.284	+ 3.362	9:05:52.849	4 -	2:35.426	+ 0.504	9:13:41.369
2 -	2:36.672	+ 1.750	9:08:29.521	5 -	2:34.922		9:16:16.291
3 -	2:36.422	+ 1.500	9:11:05.943				
59	Dave HEMINGWAY		Toyota MR2 Mk1				
1 -	2:35.838	+ 4.517	9:06:15.119	4 -	2:31.649	+ 0.328	9:13:53.701
2 -	2:32.273	+ 0.952	9:08:47.392	5 -	2:31.321		9:16:25.022
3 -	2:34.660	+ 3.339	9:11:22.052				
69	Simon LOCKEY		Toyota MR2 Mk1				
1 -	2:39.823	+ 10.638	9:02:49.502	4 -	2:29.287	+ 0.102	9:10:20.419
2 -	2:31.507	+ 2.322	9:05:21.009	5 -	2:29.798	+ 0.613	9:12:50.217
3 -	2:30.123	+ 0.938	9:07:51.132	6 -	2:29.185		9:15:19.402
77	Chris SHACKLE		Toyota MR2 Mk1				
1 -	2:42.179	+ 12.111	9:02:55.689	4 -	2:30.867	+ 0.799	9:10:27.421
2 -	2:30.797	+ 0.729	9:05:26.486	5 -	2:39.023	+ 8.955	9:13:06.444
3 -	2:30.068		9:07:56.554	6 -	2:32.870	+ 2.802	9:15:39.314
85	Philip O'HALLORAN		Toyota MR2 Mk1				
1 -	2:47.568	+ 10.418	9:03:17.984	4 -	2:41.042	+ 3.892	9:11:15.772
2 -	2:38.768	+ 1.618	9:05:56.752	5 -	2:37.886	+ 0.736	9:13:53.658
3 -	2:37.978	+ 0.828	9:08:34.730	6 -	2:37.150		9:16:30.808

Cars 23 and 93 poor transponder location please see timekeepers
 Car 36 please fit transponder for race
 Weather / Track : Sunny / Dry

Snetterton 300
 Circuit Length = 2.9689 miles
 Start: 09:00 End: 09:17

Fuchs Titan Race MR2 Racing Series
QUALIFYING - RACE 7 - LAP ANALYSIS


87	Neale HURREN			Toyota MR2 Mk1			
1 -	2:48.654	+ 16.005	9:03:23.544	4 -	2:36.505	+ 3.856	9:11:12.158
2 -	2:37.857	+ 5.208	9:06:01.401	5 -	2:36.181	+ 3.532	9:13:48.339
3 -	2:34.252	+ 1.603	9:08:35.653	6 -	2:32.649		9:16:20.988
88	Ian ROBINSON			Toyota MR2 Mk1			
1 -	2:54.788	+ 10.745	9:03:09.500	4 -	2:55.445	+ 11.402	9:11:38.435
2 -	2:49.447	+ 5.404	9:05:58.947	5 -	2:47.059	+ 3.016	9:14:25.494
3 -	2:44.043		9:08:42.990	6 -	2:47.429	+ 3.386	9:17:12.923
93	Gary LAWRENCE			Toyota MR2 Mk1			
1 -	2:31.943	+ 2.626	9:05:20.559	4 -	2:31.416	+ 2.099	9:12:51.368
2 -	2:30.076	+ 0.759	9:07:50.635	5 -	2:30.639	+ 1.322	9:15:22.007
3 -	2:29.317		9:10:19.952				

Cars 23 and 93 poor transponder location please see timekeepers
 Car 36 please fit transponder for race
 Weather / Track : Sunny / Dry

Snetterton 300
 Circuit Length = 2.9689 miles
 Start: 09:00 End: 09:17

Fuchs Titan Race MR2 Racing Series

RACE 7 - GRID - AMENDED

ROW 14	88	Ian ROBINSON	
ROW 13	13	Roger PULLAN	3 Jonathan BARDEN
ROW 12	23	Jeff McCALL	45 Terry McCLOUD
ROW 11	38	Charlotte BURRIDGE	87 Neale HURREN
ROW 10	47	Ralph BUDD	37 Jason JESSE
ROW 9	42	2:47.134 Danny FRENCH	8 2:51.800 Eddie O'KANE
ROW 8	10	2:46.299 Thomas ROBINSON	19 2:46.615 Mike HUMPHRIES
ROW 7	85	2:37.150 Philip O'HALLORAN	7 2:38.902 Chris GRAY
ROW 6	6	2:34.369 Richard AVERY	55 2:34.922 Mark WOODS
ROW 5	36	2:31.884 Neil STRATTON Fit transponder for race	48 2:32.056 Charlie BUDD
ROW 4	59	2:31.321 Dave HEMINGWAY	27 2:31.882 Ian DAVIES
ROW 3	26	2:30.112 Aaron PULLAN	43 2:30.848 Paul CORBRIDGE
ROW 2	93	2:29.317 Gary LAWRENCE	77 2:30.068 Chris SHACKLE
ROW 1	9	2:25.885 David PITTARD	69 2:29.185 Simon LOCKEY
Pole			
			

Snetterton 300
Circuit Length = 2.9689 miles

These results are provisional until the conclusion of any judicial and technical matters.

Clerk of Course :	Timekeeper :
-------------------	--------------

Fuchs Titan Race MR2 Racing Series

RACE 7 - CLASSIFICATION - AMENDED

POS	NO	CL	NAME	ENTRY	LAPS	TIME	GAP	DIFF	MPH	BEST	ON
1	9		David PITTARD	Toyota MR2 Mk1	7	17:18.779			72.02	2:26.471	2
2	26		Aaron PULLAN	Toyota MR2 Mk1	7	17:38.460	19.681	19.681	70.68	2:29.165	2
3	27		Ian DAVIES	Toyota MR2 Mk1	7	17:48.450	29.671	9.990	70.02	2:29.161	4
4	48		Charlie BUDD	Toyota MR2 Mk1	7	17:59.281	40.502	10.831	69.32	2:31.891	5
5	43		Paul CORBRIDGE	Toyota MR2 MK1	7	17:59.962	41.183	0.681	69.27	2:30.547	2
6	59		Dave HEMINGWAY	Toyota MR2 Mk1	7	18:00.163	41.384	0.201	69.26	2:30.669	7
7	6		Richard AVERY	Toyota MR2 Mk1	7	18:06.363	47.584	6.200	68.86	2:32.397	4
8	36		Neil STRATTON	Toyota MR2 Mk1	7	18:06.687	47.908	0.324	68.84	2:32.477	4
9	77		Chris SHACKLE	Toyota MR2 Mk1	7	18:12.026	53.247	5.339	68.51	2:30.862	4
10	55		Mark WOODS	Toyota MR2 MK1	7	18:18.714	59.935	6.688	68.09	2:34.020	3
11	38		Charlotte BURRIDGE	Toyota MR2 Mk1	7	18:31.090	1:12.311	12.376	67.33	2:34.795	6
12	7		Chris GRAY	Toyota MR2 Mk1	7	18:50.907	1:32.128	19.817	66.15	2:38.851	3
13	3		Jonathan BARDEN	Toyota MR2 Mk1	7	19:01.870	1:43.091	10.963	65.52	2:38.305	7
14	42		Danny FRENCH	Toyota MR2 Mk1	7	19:18.015	1:59.236	16.145	64.60	2:40.614	4
15	8		Eddie O'KANE	Toyota MR2 Mk1	7	19:21.147	2:02.368	3.132	64.43	2:42.733	2
16	19		Mike HUMPHRIES	Toyota MR2 Mk1	7	19:35.846	2:17.067	14.699	63.62	2:44.969	4
17	10		Thomas ROBINSON	Toyota MR2 Mk1	7	19:47.764	2:28.985	11.918	62.98	2:45.565	6

NOT CLASSIFIED

DNF	93		Gary LAWRENCE	Toyota MR2 Mk1	6	15:49.879	1 lap	1 lap	67.51	2:32.054	4
DNF	47		Ralph BUDD	Toyota MR2 Mk1	4	10:22.150	3 laps	2 laps	68.71	2:31.843	4
DNF	85		Philip O'HALLORAN	Toyota MR2 Mk1	3	8:04.260	4 laps	1 lap	66.21	2:35.281	2
DQ	13		Roger PULLAN	Toyota MR2 Mk1	0						
DQ	23		Jeff McCALL	Toyota MR2 Mk1	0						
DQ	37		Jason JESSE	Toyota MR2 Mk1	0						
DQ	45		Terry McCLOUD	Toyota MR2 Mk1	0						
DQ	69		Simon LOCKEY	Toyota MR2 Mk1	0						
DQ	87		Neale HURREN	Toyota MR2 Mk1	0						
DQ	88		Ian ROBINSON	Toyota MR2 Mk1	0						

FASTEST LAP

9	David PITTARD	Toyota MR2 Mk1	2	2:26.471	72.97 mph	117.43 kph
---	---------------	----------------	---	----------	-----------	------------

Cars 69,37,13,87,45,23 and 88 disqualified from the race for failing post race scrutineering
All above cars to start from the back of the grid in the next race

Weather / Track : Sunny / Dry

These results are provisional until the conclusion of any judicial and technical matters.

Snetterton 300

Circuit Length = 2.9689 miles

Start: 11:16 End: 11:36

Clerk of Course :	Timekeeper :
-------------------	--------------

Fuchs Titan Race MR2 Racing Series

RACE 7 - LAP CHART

Lap 1			Lap 2			Lap 3			Lap 4			Lap 5		
No	Behind	Laptime	No	Behind	Laptime	No	Behind	Laptime	No	Behind	Laptime	No	Behind	Laptime
9		2:34.264	9		2:26.471	9		2:26.497	9		2:26.955	9		2:27.002
69	1.614	2:35.878	26	4.540	2:29.165	26	7.237	2:29.194	26	9.530	2:29.248	26	11.724	2:29.196
26	1.846	2:36.110	69	5.232	2:30.089	69	7.555	2:28.820	69	10.107	2:29.507	69	11.921	2:28.816
77	3.211	2:37.475	93	10.109	2:32.080	27	16.856	2:32.600	27	19.062	2:29.161	27	23.212	2:31.152
93	4.500	2:38.764	77	10.118	2:33.378	77	17.047	2:33.426	77	20.954	2:30.862	77	26.456	2:32.504
48	6.356	2:40.620	27	10.753	2:30.679	93	17.716	2:34.104	93	22.815	2:32.054	93	28.231	2:32.418
27	6.545	2:40.809	48	12.098	2:32.213	48	17.801	2:32.200	43	23.396	2:32.513	48	28.544	2:31.891
43	8.459	2:42.723	43	12.535	2:30.547	43	17.838	2:31.800	48	23.655	2:32.809	43	28.932	2:32.538
6	9.553	2:43.817	6	16.169	2:33.087	6	22.246	2:32.574	6	27.688	2:32.397	59	34.795	2:33.467
59	9.772	2:44.036	47	17.594	2:33.201	47	23.075	2:31.978	47	27.963	2:31.843	6	35.564	2:34.878
37	10.149	2:44.413	37	17.635	2:33.957	37	23.258	2:32.120	59	28.330	2:31.570	37	36.331	2:34.175
55	10.734	2:44.998	36	18.095	2:33.226	59	23.715	2:31.570	37	29.158	2:32.855	36	36.908	2:32.859
47	10.864	2:45.128	59	18.642	2:35.341	36	25.529	2:33.931	36	31.051	2:32.477	55	44.648	2:36.650
36	11.340	2:45.604	55	19.744	2:35.481	55	27.267	2:34.020	55	35.000	2:34.688	13	48.995	2:35.398
23	16.145	2:50.409	13	24.160	2:33.975	13	32.319	2:34.656	13	40.599	2:35.235	38	56.177	2:36.638
13	16.656	2:50.920	23	24.712	2:35.038	23	33.253	2:35.038	23	41.641	2:35.343	45	58.074	2:37.652
85	16.707	2:50.971	85	25.517	2:35.281	85	37.028	2:38.008	38	46.541	2:36.309	87	59.439	2:31.186
45	16.789	2:51.053	45	26.393	2:36.075	38	37.187	2:36.773	45	47.424	2:37.180	7	1:07.981	2:39.514
7	17.084	2:51.348	38	26.911	2:36.145	45	37.199	2:37.303	87	55.255	2:35.061	23	1:14.626	2:59.987
38	17.237	2:51.501	7	30.118	2:39.505	7	42.472	2:38.851	7	55.469	2:39.952	3	1:22.807	2:39.803
8	21.001	2:55.265	8	37.263	2:42.733	87	47.149	2:33.853	3	1:10.006	2:40.914	8	1:33.000	2:44.494
3	22.727	2:56.991	3	39.237	2:42.981	3	56.047	2:43.307	8	1:15.508	2:44.462	42	1:33.804	2:41.712
19	26.173	3:00.437	87	39.793	2:38.682	8	58.001	2:47.235	42	1:19.094	2:40.614	88	1:36.874	2:42.092
42	26.394	3:00.658	19	47.739	2:48.037	88	1:01.993	2:40.571	88	1:21.784	2:46.746	19	1:44.354	2:45.101
88	26.818	3:01.082	88	47.919	2:47.572	42	1:05.435	2:43.302	19	1:26.255	2:44.969	10	1:51.797	2:45.803
87	27.582	3:01.846	42	48.630	2:48.707	19	1:08.241	2:46.999	10	1:32.996	2:50.072			
10	28.309	3:02.573	10	48.878	2:47.040	10	1:09.879	2:47.498						

Weather / Track : Sunny / Dry

Snetterton 300
Circuit Length = 2.9689 miles
Start: 11:16 End: 11:36

Fuchs Titan Race MR2 Racing Series
RACE 7 - LAP CHART


Lap 6			Lap 7		
No	Behind	Laptime	No	Behind	Laptime
9		2:28.706	9		2:28.884
26	13.895	2:30.877	69	18.568	2:32.031
69	15.421	2:32.206	26	19.681	2:34.670
27	26.377	2:31.871	27	29.671	2:32.178
48	34.243	2:34.405	48	40.502	2:35.143
43	34.507	2:34.281	43	41.183	2:35.560
59	39.599	2:33.510	59	41.384	2:30.669
37	40.550	2:32.925	37	43.760	2:32.094
6	42.234	2:35.376	6	47.584	2:34.234
36	42.825	2:34.623	36	47.908	2:33.967
77	47.555	2:49.805	77	53.247	2:34.576
55	53.362	2:37.420	55	59.935	2:35.457
13	57.523	2:37.234	13	1:03.661	2:35.022
93	59.984	3:00.459	87	1:04.398	2:32.341
87	1:00.941	2:30.208	38	1:12.311	2:38.929
38	1:02.266	2:34.795	45	1:30.241	2:38.891
45	1:20.234	2:50.866	7	1:32.128	2:40.627
7	1:20.385	2:41.110	23	1:32.623	2:39.100
23	1:22.407	2:36.487	3	1:43.091	2:38.305
3	1:33.670	2:39.569	42	1:59.236	2:41.238
42	1:46.882	2:41.784	8	2:02.368	2:43.102
8	1:48.150	2:43.856	88	2:03.138	2:42.753
88	1:49.269	2:41.101	19	2:17.067	2:45.010
19	2:00.941	2:45.293	10	2:28.985	2:49.213
10	2:08.656	2:45.565			

Weather / Track : Sunny / Dry

Snetterton 300
 Circuit Length = 2.9689 miles
 Start: 11:16 End: 11:36

Fuchs Titan Race MR2 Racing Series

RACE 11 - GRID - AMENDED

ROW 14	88	Ian ROBINSON		
ROW 13	45	Terry McCLOUD	23	Jeff McCALL
ROW 12	13	Roger PULLAN	87	Neale HURREN
ROW 11	69	Simon LOCKEY	37	Jason JESSE
ROW 10	47	Ralph BUDD	85	Philip O'HALLORAN
ROW 9	10	Thomas ROBINSON	93	Gary LAWRENCE
ROW 8	8	Eddie O'KANE	19	Mike HUMPHRIES
ROW 7	3	Jonathan BARDEN	42	Danny FRENCH
ROW 6	38	Charlotte BURRIDGE	7	Chris GRAY
ROW 5	77	Chris SHACKLE	55	Mark WOODS
ROW 4	6	Richard AVERY	36	Neil STRATTON
ROW 3	43	Paul CORBRIDGE	59	Dave HEMINGWAY
ROW 2	27	Ian DAVIES	48	Charlie BUDD
ROW 1	9	David PITTARD	26	Aaron PULLAN
Pole				
				

Snetterton 300
Circuit Length = 2.9689 miles

These results are provisional until the conclusion of any judicial and technical matters.

Clerk of Course :		Timekeeper :
-------------------	--	--------------

Fuchs Titan Race MR2 Racing Series

RACE 11 - CLASSIFICATION

POS	NO	CL	NAME	ENTRY	LAPS	TIME	GAP	DIFF	MPH	BEST	ON
1	9		David PITTARD	Toyota MR2 Mk1	7	17:19.626			71.96	2:25.795	3
2	26		Aaron PULLAN	Toyota MR2 Mk1	7	17:37.135	17.509	17.509	70.77	2:28.998	4
3	43		Paul CORBRIDGE	Toyota MR2 MK1	7	17:48.257	28.631	11.122	70.03	2:30.092	3
4	27		Ian DAVIES	Toyota MR2 Mk1	7	17:50.807	31.181	2.550	69.86	2:31.140	3
5	48		Charlie BUDD	Toyota MR2 Mk1	7	17:58.286	38.660	7.479	69.38	2:32.057	6
6	87		Neale HURREN	Toyota MR2 Mk1	7	18:01.145	41.519	2.859	69.20	2:30.362	5
7	59		Dave HEMINGWAY	Toyota MR2 Mk1	7	18:01.997	42.371	0.852	69.14	2:30.637	7
8	93		Gary LAWRENCE	Toyota MR2 Mk1	7	18:06.457	46.831	4.460	68.86	2:32.380	2
9	6		Richard AVERY	Toyota MR2 Mk1	7	18:07.146	47.520	0.689	68.81	2:32.643	4
10	38		Charlotte BURRIDGE	Toyota MR2 Mk1	7	18:32.264	1:12.638	25.118	67.26	2:35.226	2
11	13		Roger PULLAN	Toyota MR2 Mk1	7	18:38.462	1:18.836	6.198	66.89	2:34.997	5
12	3		Jonathan BARDEN	Toyota MR2 Mk1	7	18:39.267	1:19.641	0.805	66.84	2:36.185	4
13	23		Jeff McCALL	Toyota MR2 Mk1	7	18:39.803	1:20.177	0.536	66.81	2:36.949	5
14	45		Terry McCLOUD	Toyota MR2 Mk1	7	18:50.862	1:31.236	11.059	66.15	2:37.942	3
15	7		Chris GRAY	Toyota MR2 Mk1	7	18:51.883	1:32.257	1.021	66.09	2:38.070	7
16	88		Ian ROBINSON	Toyota MR2 Mk1	7	19:04.479	1:44.853	12.596	65.37	2:39.021	7
17	19		Mike HUMPHRIES	Toyota MR2 Mk1	7	19:11.346	1:51.720	6.867	64.98	2:41.274	5
18	10		Thomas ROBINSON	Toyota MR2 Mk1	7	19:11.913	1:52.287	0.567	64.94	2:40.180	3
19	42		Danny FRENCH	Toyota MR2 Mk1	7	19:13.101	1:53.475	1.188	64.88	2:41.949	6
20	8		Eddie O'KANE	Toyota MR2 Mk1	7	19:13.740	1:54.114	0.639	64.84	2:41.658	6

NOT CLASSIFIED

DNF	77		Chris SHACKLE	Toyota MR2 Mk1	5	12:57.176	2 laps	2 laps	68.76	2:31.991	4
DNF	36		Neil STRATTON	Toyota MR2 Mk1	5	13:01.709	2 laps	4.533	68.36	2:30.985	5
DNF	37		Jason JESSE	Toyota MR2 Mk1	4	10:20.260	3 laps	1 lap	68.92	2:29.876	4
DNF	55		Mark WOODS	Toyota MR2 MK1	2	5:17.842	5 laps	2 laps	67.25	2:34.252	2

FASTEST LAP

9			David PITTARD	Toyota MR2 Mk1	3	2:25.795			73.30 mph	117.97 kph	
---	--	--	---------------	----------------	---	----------	--	--	-----------	------------	--

Weather / Track : Sunny / Dry

These results are provisional until the conclusion of any judicial and technical matters.

Snetterton 300

Circuit Length = 2.9689 miles

Start: 18:02 End: 18:21

Clerk of Course :

Timekeeper :

Fuchs Titan Race MR2 Racing Series

RACE 11 - LAP CHART

Lap 1			Lap 2			Lap 3			Lap 4			Lap 5		
No	Behind	Laptime	No	Behind	Laptime	No	Behind	Laptime	No	Behind	Laptime	No	Behind	Laptime
9		2:33.584	9		2:25.837	9		2:25.795	9		2:27.503	9		2:29.519
26	3.662	2:37.246	26	7.007	2:29.182	26	11.002	2:29.790	26	12.497	2:28.998	26	12.703	2:29.725
27	5.209	2:38.793	43	9.813	2:30.259	43	14.110	2:30.092	43	18.254	2:31.647	43	20.442	2:31.707
43	5.391	2:38.975	27	10.867	2:31.495	27	16.212	2:31.140	27	20.614	2:31.905	27	23.636	2:32.541
48	8.111	2:41.695	48	15.268	2:32.994	48	22.456	2:32.983	48	27.019	2:32.066	48	30.795	2:33.295
6	8.949	2:42.533	59	16.183	2:32.408	59	23.035	2:32.647	37	27.541	2:29.876	59	34.908	2:33.388
59	9.612	2:43.196	6	17.539	2:34.427	37	25.168	2:31.834	59	31.039	2:35.507	77	34.938	2:33.054
77	9.712	2:43.296	77	18.347	2:34.472	6	26.107	2:34.363	6	31.247	2:32.643	87	35.169	2:30.362
55	10.006	2:43.590	55	18.421	2:34.252	77	26.915	2:34.363	77	31.403	2:31.991	6	35.528	2:33.800
37	11.769	2:45.353	93	18.695	2:32.380	93	27.627	2:34.727	93	32.823	2:32.699	93	36.599	2:33.295
93	12.152	2:45.736	37	19.129	2:33.197	36	28.074	2:32.984	87	34.326	2:33.338	36	39.471	2:30.985
38	12.782	2:46.366	36	20.885	2:33.408	87	28.491	2:32.008	36	38.005	2:37.434	38	55.296	2:37.250
87	13.103	2:46.687	38	22.171	2:35.226	38	36.068	2:39.692	38	47.565	2:39.000	3	1:01.566	2:37.055
36	13.314	2:46.898	87	22.278	2:35.012	23	44.197	2:37.241	3	54.030	2:36.185	23	1:01.993	2:36.949
7	16.654	2:50.238	7	31.076	2:40.259	7	45.288	2:40.007	23	54.563	2:37.869	13	1:02.305	2:34.997
45	16.863	2:50.447	23	32.751	2:39.850	3	45.348	2:37.512	13	56.827	2:37.479	45	1:08.564	2:38.967
13	18.107	2:51.691	3	33.631	2:41.333	45	46.723	2:37.942	45	59.116	2:39.896	7	1:09.656	2:39.927
3	18.135	2:51.719	45	34.576	2:43.550	13	46.851	2:37.321	7	59.248	2:41.463	19	1:22.644	2:41.274
23	18.738	2:52.322	13	35.325	2:43.055	19	54.751	2:43.154	19	1:10.889	2:43.641	88	1:23.298	2:40.198
19	20.456	2:54.040	19	37.392	2:42.773	8	56.257	2:42.980	8	1:11.980	2:43.226	8	1:25.353	2:42.892
8	20.998	2:54.582	8	39.072	2:43.911	42	57.614	2:42.453	88	1:12.619	2:41.427	42	1:26.473	2:42.784
42	23.439	2:57.023	42	40.956	2:43.354	88	58.695	2:39.165	42	1:13.208	2:43.097	10	1:26.784	2:42.729
10	25.447	2:59.031	88	45.325	2:45.417	10	1:00.255	2:40.180	10	1:13.574	2:40.822			
88	25.745	2:59.329	10	45.870	2:46.260									

Weather / Track : Sunny / Dry

Snetterton 300
Circuit Length = 2.9689 miles
Start: 18:02 End: 18:21

Fuchs Titan Race MR2 Racing Series
RACE 11 - LAP CHART

Lap 6			Lap 7		
No	Behind	Laptime	No	Behind	Laptime
9		2:30.259	9		2:27.129
26	12.420	2:29.976	26	17.509	2:32.218
43	22.874	2:32.691	43	28.631	2:32.886
27	26.141	2:32.764	27	31.181	2:32.169
48	32.593	2:32.057	48	38.660	2:33.196
87	37.974	2:33.064	87	41.519	2:30.674
59	38.863	2:34.214	59	42.371	2:30.637
93	40.812	2:34.472	93	46.831	2:33.148
6	41.835	2:36.566	6	47.520	2:32.814
38	1:01.901	2:36.864	38	1:12.638	2:37.866
13	1:08.692	2:36.646	13	1:18.836	2:37.273
3	1:08.696	2:37.389	3	1:19.641	2:38.074
23	1:09.250	2:37.516	23	1:20.177	2:38.056
45	1:19.397	2:41.092	45	1:31.236	2:38.968
7	1:21.316	2:41.919	7	1:32.257	2:38.070
88	1:32.961	2:39.922	88	1:44.853	2:39.021
19	1:35.089	2:42.704	19	1:51.720	2:43.760
8	1:36.752	2:41.658	10	1:52.287	2:41.949
10	1:37.467	2:40.942	42	1:53.475	2:42.441
42	1:38.163	2:41.949	8	1:54.114	2:44.491

Weather / Track : Sunny / Dry

Snetterton 300
 Circuit Length = 2.9689 miles
 Start: 18:02 End: 18:21