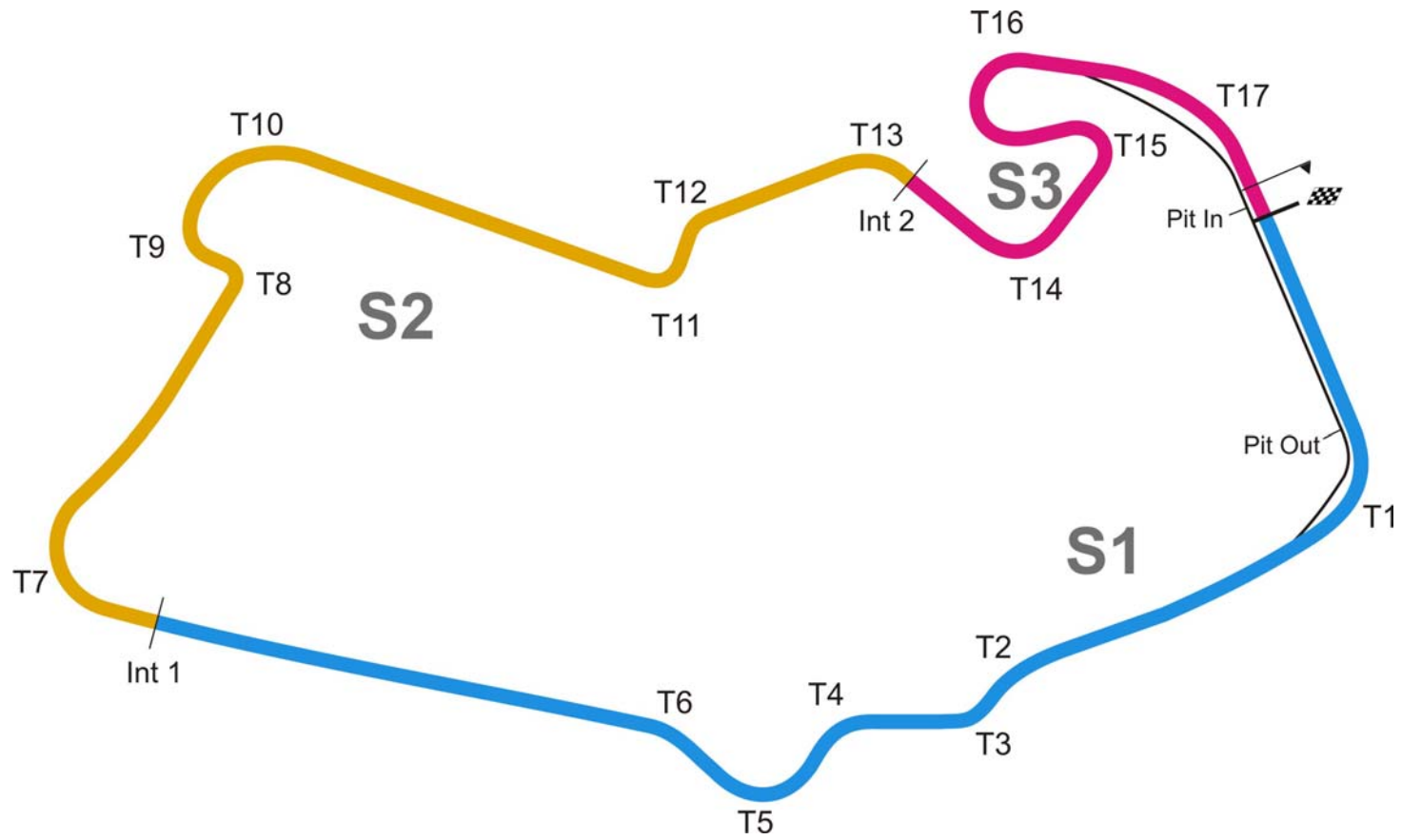


# LOTUS ELISE TROPHY

Silverstone  
17 April 2010



Timing and Results by MST Systems Ltd  
[www.mstworld.com](http://www.mstworld.com)



Silverstone GP Length = 5.141Km

# Lotus Elise Trophy

## QUALIFYING

POS	NO	CL	DRIVER	NAT	CAR	TIME	LAPS	GAP	KPH
1	58		Adam BEWSEY		Lotus Elise S1	2:13.899	9		138.22
2	95		Gavin KIRBY Res		Lotus Elise S2 R	2:14.050	10	0.151	138.06
3	40		Simon PHILLIPS		Lotus Elise S2	2:14.095	10	0.196	138.01
4	91		Luigi V MAZZA		Lotus Elise S1	2:14.372	9	0.473	137.73
5	70		Marcus JEWELL		Lotus Elise S2 R	2:14.505	9	0.606	137.59
6	29		Greg NOBLE		Lotus Elise S1	2:14.903	8	1.004	137.19
7	54		Rob AUSTIN		Lotus Elise S1	2:14.995	10	1.096	137.09
8	97		Andy DOLAN		Lotus Elise S1	2:15.020	9	1.121	137.07
9	99		James KNIGHT		Lotus Elise S1	2:15.059	9	1.160	137.03
10	41		Stuart KIRKBRIDE		Lotus Elise S1	2:15.066	9	1.167	137.02
11	9		Martin ROBERTS		Lotus Elise S2	2:15.251	10	1.352	136.83
12	65		John LAMASTER		Lotus Elise S2	2:15.461	10	1.562	136.62
13	5		Ken SAVAGE		Lotus Elise S1	2:15.519	8	1.620	136.56
14	69		Paul HARDING		Lotus Elise S1	2:15.664	9	1.765	136.42
15	18		Steve WILLIAMS		Lotus Elise S1	2:15.688	8	1.789	136.39
16	23		Gary BROAD		Lotus Elise S1	2:15.692	10	1.793	136.39
17	62		Tom CHATTERWAY		Lotus Exige S2	2:15.928	10	2.029	136.15
18	33		Russell HILL		Lotus Elise S1	2:15.979	9	2.080	136.10
19	79		Pat McBENNET		Lotus Elise S2 R	2:16.152	10	2.253	135.93
20	56		Stuart ROWLAND		Lotus Elise S1	2:16.177	9	2.278	135.90
21	39		Simon DEACON		Lotus Elise S1	2:16.462	8	2.563	135.62
22	67		Andrew KELL		Lotus Elise S2	2:16.542	10	2.643	135.54
23	31		Sean NASH		Lotus Elise S1	2:16.670	10	2.771	135.41
24	47		David HAY		Lotus Elise S2	2:16.865	9	2.966	135.22
25	17		Neil LIVSEY		Lotus Elise S1	2:16.942	10	3.043	135.14
26	82		David SKEGGS Res		Lotus Elise	2:16.954	7	3.055	135.13
27	78		Ben PITCH		Lotus Elise S1	2:17.035	9	3.136	135.05
28	32		Eric BAILEY		Lotus Elise S1	2:17.413	9	3.514	134.68
29	8		Paul McNEILLY		Lotus Elise S1	2:17.428	9	3.529	134.67
30	55		Andy GORDON		Lotus Elise S1	2:17.450	8	3.551	134.65
31	22		Donald CANARD		Lotus Elise S1	2:17.674	9	3.775	134.43
32	4		Nigel AYRES		Lotus Elise S1	2:17.847	9	3.948	134.26
33	34		James PROCTOR		Lotus Exige S2	2:18.220	9	4.321	133.90
34	30		Dave CARR		Lotus Elise S1	2:18.296	9	4.397	133.82
35	45		Peter DRIVER		Lotus Elise S1	2:18.663	9	4.764	133.47
36	21		Rob MYERS		Lotus Elise S1	2:18.840	3	4.941	133.30
37	44		Stu MALT		Lotus Elise S1	2:19.907	9	6.008	132.28
38	57		Neil STOTHERT		Lotus Elise S1	2:19.911	9	6.012	132.28
39	61		Andrew NAPIER		Lotus Elise S1	2:19.946	9	6.047	132.24
40	63		Paul BAKER		Lotus Elise S1	2:20.225	8	6.326	131.98
41	13		Matthew BARTLETT		Lotus Elise S1	2:20.886	3	6.987	131.36
42	12		Chris BAKER		Lotus Elise S1	2:21.579	7	7.680	130.72
43	59		Nigel HANNAM		Lotus Elise S1	2:22.461	9	8.562	129.91
44	25		Tess HOWELL		Lotus Elise S2	2:22.792	8	8.893	129.61
45	16		Ben HYLAND		Lotus Elise S1	2:23.458	8	9.559	129.01
46	89		Simon JONES		Lotus Elise S1	2:24.151	9	10.252	128.39
47	147		Glenn SHERWOOD		Lotus Elise S1	2:25.443	7	11.544	127.25
48	28		Will PRICE		Lotus Elise S1	2:26.550	3	12.651	126.28

### QUALIFICATION MAXIMA

53	Christopher MAYHEW	Lotus Elise S2	2:36.294	8	22.395	118.41
26	Pete STOREY	Lotus Exige S2	2:41.822	3	27.923	114.37

Weather/Track: Sun /Dry

These results are provisional until the conclusion of any judicial and technical matters.

Silverstone GP

Circuit Length = 5.1410 km.

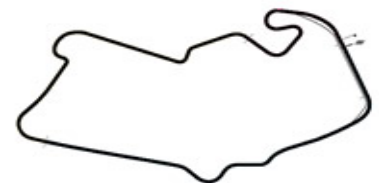
Start: 09:30 End: 09:50

Clerk of the Course:

Timekeeper:

# Lotus Elise Trophy Qualifying - Sector Analysis Report

Lap	S1 Time	S1 Spd	S2 Time	S2 Spd	S3 Time	S3 Spd	Lap Time	Pit	Lap	S1 Time	S1 Spd	S2 Time	S2 Spd	S3 Time	S3 Spd	Lap Time	Pit
<b>4 AYRES</b>									<b>Lotus Elise S1</b>								
1					136.8		11:16.666		6	49.548	186.8	59.676	129.6	32.241	170.0	2:21.465	
2					166.1		2:28.690		7	49.796	187.8	58.030	137.9	31.871	171.1	2:19.697	
3					170.3		2:20.961		8	48.029	188.8	57.472	134.6	32.591	169.5	2:18.092	
4			1:47.066	128.2	169.5		2:19.477		9	48.707	189.8	1:05.468	145.1	32.059	169.5	2:26.234	
5	48.095	182.1	57.590	133.4	32.162	168.7	2:17.847										
<b>5 SAVAGE</b>									<b>Lotus Elise S1</b>								
1					163.3		10:59.273		6	47.656	191.1	56.138	144.7	31.725	172.5	2:15.519	
2					168.7		2:16.422		7	50.406	185.8	57.844	136.0	34.777	170.6	2:23.027	
3					168.4		2:17.446		8	50.312	152.1	1:05.843	128.2	47.853		2:44.008	Pit
4					170.3		2:17.185										
5	48.347	189.8	56.969	141.1	31.791	172.8	2:17.107										
<b>8 NEILLY</b>									<b>Lotus Elise S1</b>								
1					162.4		11:28.503		6	2:07.167	182.1	1:00.542	132.0	32.464	168.2	3:40.173	
2					168.2		2:31.245		7	48.658	187.8	57.963	135.0	32.475	170.0	2:19.096	
3					170.3		2:21.134		8	48.326	187.5	57.316	147.1	31.786	170.6	2:17.428	
4			1:49.198	131.5	167.4		2:22.540		9	50.134	188.1	57.482	142.6	31.905	166.6	2:19.521	
5	48.743	187.5	59.174	132.5	45.379		2:33.296	Pit									
<b>9 ROBERTS</b>									<b>Lotus Elise S2</b>								
1					168.4		11:00.451		7	47.496	190.8	56.532	146.7	31.223	172.8	2:15.251	
2					171.9		2:19.307		8	48.002	189.4	1:00.465	134.6	32.976	171.7	2:21.443	
3					173.9		2:15.572		9	47.616	191.4	56.516	139.5	31.347	170.8	2:15.479	
4					172.5		2:22.812		10	47.269	191.1	56.476	142.1	31.625	171.1	2:15.370	
5	47.634	190.4	58.092	140.0	32.256	171.1	2:17.982										
6	47.668	191.1	57.076	147.5	31.645	171.4	2:16.389										
<b>12 BAKER</b>									<b>Lotus Elise S1</b>								
1					153.6		11:32.504		5	49.744	183.9	59.045	137.5	32.790	166.4	2:21.579	
2					161.1		2:36.904		6	50.500	185.8	1:00.468	131.7	33.379	166.4	2:24.347	
3					169.5		2:25.558		7	50.721	183.9	1:03.231	107.0	47.943		2:41.895	Pit
4			1:50.106	128.5	166.1		2:23.463										
<b>13 BARTLETT</b>									<b>Lotus Elise S1</b>								
1					156.0		11:31.207		3					168.7		2:20.886	
2					169.5		2:33.012										



Circuit Length - 5.141 kilometres  
Silverstone GP  
Silverstone

Weather/Track: Sun/Dry

# Lotus Elise Trophy Qualifying - Sector Analysis Report

Lap S1 Time S1 Spd S2 Time S2 Spd S3 Time S3 Spd Lap Time Pit Lap S1 Time S1 Spd S2 Time S2 Spd S3 Time S3 Spd Lap Time Pit

## 16 HYLAND

## Lotus Elise S1

1				14:43.284	6					2:24.580
2				2:26.618	7					2:23.974
3				2:25.762	8					2:24.782
4				2:23.952						
5				2:23.458						

## 17 LIVSEY

## Lotus Elise S1

1				154.9	11:19.757	7	50.601	191.4	57.342	136.3	32.262	171.1	2:20.205
2				171.4	2:27.797	8	47.702	193.5	57.076	136.0	32.164	170.8	2:16.942
3				172.8	2:20.909	9	47.964	193.2	57.005	134.8	32.438	170.3	2:17.407
4		1:45.858	123.1	173.9	2:19.152	10	47.876	190.8	57.782	134.1	32.435	174.4	2:18.093
5	47.597	193.8	57.362	134.6	32.189	174.7	2:17.148						
6	48.406	192.1	57.035	136.5	32.450	175.0	2:17.891						

## 18 WILLIAMS

## Lotus Elise S1

1				144.0	11:42.843	6	46.876	196.7	1:03.022	119.4	45.302		2:35.200 Pit
2				172.2	3:07.728	7	2:11.274	126.6	1:02.391	140.4	32.631	173.9	3:46.296
3				170.0	2:15.688	8	46.960	195.2	1:06.693	118.1	35.158	169.8	2:28.811
4	47.017	192.8	56.736	141.7	33.702	172.2	2:17.455						
5	47.593	193.8	56.079	143.0	32.114	170.3	2:15.786						

## 21 MYERS

## Lotus Elise S1

1				165.6	11:09.377	3						174.1	2:18.840
2				174.7	2:23.603								

## 22 CANARD

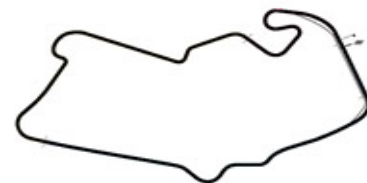
## Lotus Elise S1

1				158.5	11:20.223	6	48.903	180.3	59.129	136.5	32.640	169.8	2:20.672
2				169.8	2:30.117	7	47.737	192.5	57.090	138.6	32.847	167.7	2:17.674
3				170.6	2:21.993	8	48.148	191.4	56.940	141.9	32.657	167.9	2:17.745
4		1:47.387	123.5	167.9	2:21.538	9	48.150	190.8	57.567	137.9	32.371	168.7	2:18.088
5	50.204	179.4	1:01.566	138.4	33.084	166.1	2:24.854						

## 23 BROAD

## Lotus Elise S1

1				160.4	11:21.680	7	48.372	186.5	58.053	133.9	32.442	169.5	2:18.867
2				168.7	2:26.310	8	47.284	185.8	57.516	130.5	32.985	163.6	2:17.785
3				169.5	2:21.642	9	47.338	187.1	56.405	143.6	31.949	168.2	2:15.692
4		1:44.921	126.6	171.1	2:18.475	10	47.321	186.8	56.887	140.4	32.524	169.2	2:16.732
5	47.560	190.4	57.164	123.0	32.402	170.0	2:17.126						
6	48.513	187.1	1:00.399	136.3	32.653	168.7	2:21.565						



Weather/Track: Sun/Dry

Circuit Length - 5.141 kilometres  
Silverstone GP  
Silverstone

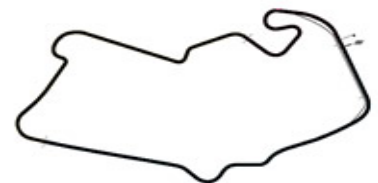
Printed at 10:00, Saturday, 17 April, 2010

© MST Systems Ltd, 2005 (www.mstworld.com)

Page 2

# Lotus Elise Trophy Qualifying - Sector Analysis Report

Lap	S1 Time	S1 Spd	S2 Time	S2 Spd	S3 Time	S3 Spd	Lap Time	Pit	Lap	S1 Time	S1 Spd	S2 Time	S2 Spd	S3 Time	S3 Spd	Lap Time	Pit
<b>25 HOWELL</b>									<b>Lotus Elise S2</b>								
1					156.9		14:15.916		6	49.824	186.8	1:00.186	129.8	34.017	164.1	2:24.027	
2					163.3		2:32.954		7	50.181	193.2	1:00.084	127.3	33.686	170.0	2:23.951	
3					160.2		2:27.170		8	49.594	188.8	59.654	128.4	33.544	171.4	2:22.792	
4			1:51.508	115.8	170.6		2:25.884										
5	50.171	184.3	1:00.738	125.7	33.982	171.4	2:24.891										
<b>26 STOREY</b>									<b>Lotus Exige S2</b>								
1					147.1		11:44.142		3			4:25.334				5:31.806	Pit
2					137.0		2:41.822										
<b>28 PRICE</b>									<b>Lotus Elise S1</b>								
1					147.3		14:10.642		3							2:41.881	Pit
2					153.6		2:26.550										
<b>29 NOBLE</b>									<b>Lotus Elise S1</b>								
1					151.4		11:06.571		6	54.454	138.1	1:09.408		48.007		2:51.869	Pit
2					166.6		2:28.897		7	3:53.132	183.3	58.412	129.1	36.651	168.2	5:28.195	
3					171.1		2:20.582		8	46.929	187.8	56.040	146.3	31.934	168.7	2:14.903	
4			1:45.346	127.8	170.8		2:17.259										
5	46.482	192.1	57.157	147.9	31.943	169.0	2:15.582										
<b>30 CARR</b>									<b>Lotus Elise S1</b>								
1					143.2		11:17.378		6	48.372	192.5	57.722	129.4	32.630	172.8	2:18.724	
2					171.9		2:28.277		7	57.089	180.9	58.278	132.1	32.532	173.3	2:27.899	
3					172.5		2:20.382		8	51.440	189.4	58.229	135.3	33.841	170.8	2:23.510	
4			1:46.349	138.4	169.8		2:19.030		9	49.208	192.1	58.431	135.3	32.787	172.8	2:20.426	
5	47.833	192.5	57.831	138.1	32.632	171.9	2:18.296										
<b>31 NASH</b>									<b>Lotus Elise S1</b>								
1					166.4		11:02.546		7	47.213	193.2	56.991	142.6	32.466	172.5	2:16.670	
2					170.3		2:24.096		8	46.954	197.0	57.919	144.9	32.727	166.6	2:17.600	
3					171.4		2:19.590		9	48.517	194.5	56.981	151.0	31.922	173.6	2:17.420	
4			1:46.300	139.7	171.4		2:20.639		10	48.123	192.5	56.601	142.4	32.066	171.1	2:16.790	
5	47.790	194.2	57.739	144.0	32.439	172.8	2:17.968										
6	47.834	193.5	57.316	141.9	32.358	171.9	2:17.508										

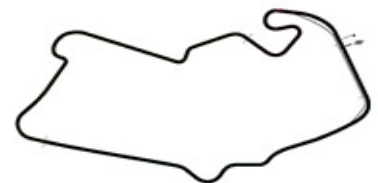


Circuit Length - 5.141 kilometres  
Silverstone GP  
Silverstone

Weather/Track: Sun/Dry

# Lotus Elise Trophy Qualifying - Sector Analysis Report

Lap	S1 Time	S1 Spd	S2 Time	S2 Spd	S3 Time	S3 Spd	Lap Time	Pit	Lap	S1 Time	S1 Spd	S2 Time	S2 Spd	S3 Time	S3 Spd	Lap Time	Pit
<b>32 BAILEY</b>									<b>Lotus Elise S1</b>								
1					159.2		11:07.489		6	49.279	180.9	58.516	127.8	32.771	167.1	2:20.566	
2					170.0		2:29.128		7	48.586	184.6	56.560	135.0	32.267	166.9	2:17.413	
3					169.8		2:20.803		8	55.322	123.1	1:12.170	125.0	40.906	168.7	2:48.398	
4			1:49.519	114.4	169.5		2:22.362		9	48.564	184.3	56.983	138.8	32.296	167.1	2:17.843	
5	48.718	185.5	57.458	133.0	32.489	167.7	2:18.665										
<b>33 HILL</b>									<b>Lotus Elise S1</b>								
1					161.4		11:26.500		6	47.260	194.9	56.798	134.6	31.950	175.8	2:16.008	
2					175.6		2:28.857		7	47.233	196.3	58.800	126.6	32.511	173.0	2:18.544	
3					174.7		2:19.261		8	46.898	194.2	56.959	131.0	33.503	172.8	2:17.360	
4			1:47.479	145.5	176.7		2:19.444		9	47.557	194.9	56.649	136.1	31.773	177.9	2:15.979	
5	46.948	196.0	1:05.524	147.5	35.003	173.9	2:27.475										
<b>34 PROCTOR</b>									<b>Lotus Exige S2</b>								
1					152.5		11:21.210		6	47.276	189.8	57.888	122.0	33.056	173.9	2:18.220	
2					170.8		2:33.070		7	48.255	190.1	59.168	127.6	33.353	169.8	2:20.776	
3					171.9		2:22.087		8	48.980	182.1	59.101	136.8	34.453	171.1	2:22.534	
4			1:47.608	131.8	170.0		2:21.509		9	47.773	189.1	58.760	139.7	32.725	172.2	2:19.258	
5	47.361	192.1	59.621	142.4	32.735	170.8	2:19.717										
<b>39 DEACON</b>									<b>Lotus Elise S1</b>								
1					158.5		11:05.833		6	48.291	187.8	57.339	139.3	32.132	170.6	2:17.762	
2					170.6		2:23.576		7	47.666	191.1	56.389	144.0	32.407	171.7	2:16.462	
3					172.2		2:17.260		8	47.710	191.1	57.282	141.1	32.525	169.8	2:17.517	
4			1:48.034	141.7			2:27.207	Pit									
5	3:53.385	157.8	59.639	129.3	33.273	170.3	5:26.297										
<b>40 PHILLIPS</b>									<b>Lotus Elise S2</b>								
1					162.8		10:59.598		7	47.641	188.1	56.637	132.0	31.965	167.7	2:16.243	
2					169.2		2:17.622		8	47.425	188.4	56.440	136.3	31.614	169.0	2:15.479	
3					170.8		2:16.716		9	47.156	190.4	56.287	133.6	31.518	169.0	2:14.961	
4					173.0		2:18.118		10	46.948	190.8	55.608	138.8	31.539	169.2	2:14.095	
5	47.165	193.8	56.949	134.4	31.693	171.7	2:15.807										
6	47.662	191.4	56.137	134.6	31.488	171.4	2:15.287										
<b>41 KIRKBRIDE</b>									<b>Lotus Elise S1</b>								
1					127.3		11:49.813		6	47.809	189.1	55.401	134.4	31.910	168.4	2:15.120	
2					165.8		3:14.006		7	48.592	185.8	56.620	132.6	32.127	167.7	2:17.339	
3					169.0		2:17.380		8	56.750	142.6	1:00.097	131.0	32.852	167.7	2:29.699	
4	47.871	187.8	1:05.510	122.7	33.823	167.4	2:27.204		9	47.748	187.5	55.850	140.8	31.468	169.0	2:15.066	
5	47.878	186.5	56.696	140.9	31.637	168.4	2:16.211										



Circuit Length - 5.141 kilometres  
Silverstone GP  
Silverstone

Weather/Track: Sun/Dry

# Lotus Elise Trophy Qualifying - Sector Analysis Report

Lap S1 Time S1 Spd S2 Time S2 Spd S3 Time S3 Spd Lap Time Pit Lap S1 Time S1 Spd S2 Time S2 Spd S3 Time S3 Spd Lap Time Pit

## 44 MALT

## Lotus Elise S1

1				159.2	11:22.697	6	49.623	189.8	59.163	140.6	32.780	170.0	2:21.566
2				169.2	2:33.389	7	48.472	191.4	58.648	136.8	32.787	169.5	2:19.907
3				167.9	2:24.406	8	49.579	188.1	58.427	143.6	33.282	168.7	2:21.288
4		1:50.625	126.4	170.0	2:24.069	9	49.048	187.1	58.789	146.7	32.934	169.8	2:20.771
5	49.982	192.8	1:01.106	130.9	32.860	170.3	2:23.948						

## 45 DRIVER

## Lotus Elise S1

1				150.4	11:49.179	6	48.783	187.5	59.186	136.3	32.752	168.7	2:20.721		
2				163.1	2:37.590	7	48.430	188.8	58.271	138.6	32.435	167.4	2:19.136		
3				169.5	2:24.783	8	48.084	189.1	57.913	135.6	32.666	169.8	2:18.663		
4	49.444	185.8	1:00.777	132.8	34.322	167.7	2:24.543	9	47.810	191.4	1:01.292	135.6	32.986	168.4	2:22.088
5	49.354	185.2	58.791	132.3	33.225	168.2	2:21.370								

## 47 HAY

## Lotus Elise S2

1				144.5	11:43.352	6	48.204	185.8	57.488	141.3	31.856	169.2	2:17.548		
2				165.6	2:40.074	7	53.666	129.1	1:11.776	117.7	34.745	170.3	2:40.187		
3				166.4	2:19.438	8	48.062	186.8	57.221	130.7	32.911	169.0	2:18.194		
4	48.437	184.6	1:06.621	123.2	34.101	168.4	2:29.159	9	47.683	187.1	56.940	145.5	32.242	168.2	2:16.865
5	48.031	185.8	57.267	138.1	32.301	167.7	2:17.599								

## 53 MAYHEW

## Lotus Elise S2

1				124.4	11:51.900	6	56.516	167.9	1:06.526	128.4	35.055	160.7	2:38.097
2				155.3	3:02.969	7	57.967	170.0	1:09.448	114.6	38.019	154.0	2:45.434
3				157.8	2:42.701	8	54.452	139.8	1:05.839	115.6	36.003	161.4	2:36.294
4	56.159	177.0	1:08.880	119.7	37.900	140.2	2:42.939						
5	56.557	167.7	1:08.764	115.3	40.494	132.5	2:45.815						

## 54 AUSTIN

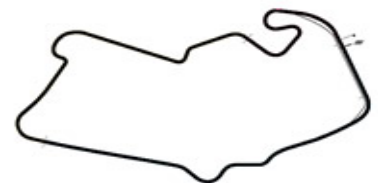
## Lotus Elise S1

1				158.5	11:05.476	7	47.529	186.5	56.596	139.1	32.076	170.6	2:16.201
2				170.0	2:27.216	8	46.954	186.2	56.233	141.3	31.808	170.0	2:14.995
3				174.1	2:20.158	9	57.107	173.9	57.657	140.4	32.032	168.2	2:26.796
4		1:45.288	138.1	170.6	2:17.560	10	47.476	185.8	56.548	144.7	31.830	169.0	2:15.854
5	47.299	166.9	59.644	141.5	32.192	171.1	2:19.135						
6	47.807	186.8	57.661	137.7	32.584	171.1	2:18.052						

## 55 GORDON

## Lotus Elise S1

1				169.8	13:54.051	6	49.449	185.8	57.221	133.0	32.127	169.5	2:18.797
2				169.8	2:19.484	7	47.746	185.8	57.079	133.3	32.625	168.2	2:17.450
3				168.4	2:18.115	8	47.815	191.4	1:02.205	143.8	32.431	163.8	2:22.451
4		1:46.650	139.5	168.2	2:18.269								
5	47.819	188.8	57.402	139.8	32.594	169.0	2:17.815						



Weather/Track: Sun/Dry

Circuit Length - 5.141 kilometres  
Silverstone GP  
Silverstone

# Lotus Elise Trophy Qualifying - Sector Analysis Report

Lap S1 Time S1 Spd S2 Time S2 Spd S3 Time S3 Spd Lap Time Pit Lap S1 Time S1 Spd S2 Time S2 Spd S3 Time S3 Spd Lap Time Pit

## 56 ROWLAND

## Lotus Elise S1

1				164.8	11:47.019	6	53.251	146.7	1:12.961	100.0	36.530	170.8	2:42.742
2				170.0	2:30.502	7	48.019	189.8	56.526	142.4	31.632	170.8	2:16.177
3				171.7	2:16.708	8	48.326	186.5	56.210	144.9	33.075	169.2	2:17.611
4		1:48.907	111.1	170.3	2:21.726	9	47.781	194.5	57.791	139.5	31.734	169.0	2:17.306
5	47.993	189.8	56.680	147.9	31.551	172.2							

## 57 STOTHERT

## Lotus Elise S1

1				162.4	11:29.176	6	49.332	187.5	58.449	133.8	32.130	171.7	2:19.911
2				170.0	2:31.660	7	49.908	184.6	58.908	135.3	33.186	170.0	2:22.002
3				171.4	2:21.305	8	50.582	177.6	1:00.010	131.0	33.120	170.6	2:23.712
4		1:49.599	118.1	169.8	2:23.160	9	49.450	191.4	58.593	135.0	32.748	163.6	2:20.791
5	48.661	191.4	1:00.593	120.6	32.844	169.0	2:22.098						

## 58 BEWSEY

## Lotus Elise S1

1					13:31.245	6							2:15.160
2					2:15.985	7							2:15.072
3					2:18.031	8							2:14.304
4					2:14.523	9							2:14.870
5					2:13.899								

## 59 HANNAM

## Lotus Elise S1

1				145.7	11:18.453	6	50.920	155.1	59.719	134.1	32.481	162.8	2:23.120
2				160.0	2:28.826	7	50.526	183.0	59.013	137.7	33.407	163.6	2:22.946
3				161.4	2:28.969	8	50.937	171.9	59.544	136.1	52.041	163.1	2:42.522
4		1:51.831	134.8	160.9	2:25.174	9	50.224	183.9	1:05.620	110.7	52.368		2:48.212 Pit
5	49.693	177.0	59.708	133.8	33.060	161.9	2:22.461						

## 61 NAPIER

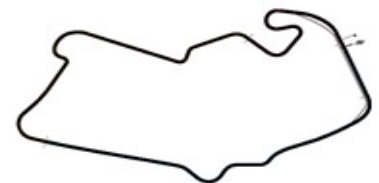
## Lotus Elise S1

1				142.1	11:33.667	6	49.226	183.0	59.893	129.1	32.526	167.9	2:21.645
2				167.4	2:31.442	7	48.926	187.5	57.997	137.9	33.023	164.6	2:19.946
3				167.7	2:20.846	8	49.650	188.4	58.853	139.1	33.159	167.1	2:21.662
4		1:50.538	119.4	166.6	2:23.051	9	48.847	190.4	1:00.851	124.1	46.102		2:35.800 Pit
5	48.953	188.4	59.013	124.1	32.326	166.9	2:20.292						

## 62 CHATTERWAY

## Lotus Exige S2

1				167.4	11:09.903	7	47.472	192.8	56.549	143.0	31.918	171.9	2:15.939
2				173.0	2:23.784	8	47.341	193.2	56.591	144.1	31.996	173.6	2:15.928
3				173.3	2:18.766	9	47.462	191.8	57.342	146.5	32.073	173.0	2:16.877
4		1:47.524	137.4	172.5	2:19.621	10	48.426	191.8	56.539	144.1	32.025	172.5	2:16.990
5	46.862	193.2	59.001	148.1	34.263	167.7	2:20.126						
6	48.174	193.8	56.379	150.8	31.851	173.9	2:16.404						



Weather/Track: Sun/Dry

Circuit Length - 5.141 kilometres  
Silverstone GP  
Silverstone

Printed at 10:00, Saturday, 17 April, 2010

© MST Systems Ltd, 2005 (www.mstworld.com)

Page 6

# Lotus Elise Trophy Qualifying - Sector Analysis Report

Lap S1 Time S1 Spd S2 Time S2 Spd S3 Time S3 Spd Lap Time Pit Lap S1 Time S1 Spd S2 Time S2 Spd S3 Time S3 Spd Lap Time Pit

## 63 BAKER

Lotus Elise S1							
1			161.6	13:59.055			
2			165.3	2:22.460			
3		1:51.804	117.9	166.9	2:25.086		
4	49.194	186.5	1:00.435	126.6	34.229	159.0	2:23.858
5	51.016	182.4	58.787	126.9	33.529	165.6	2:23.332

## Lotus Elise S1

6	49.200	185.5	58.389	137.4	32.958	165.8	2:20.547
7	49.675	183.6	59.742	142.1	33.729	162.4	2:23.146
8	49.480	186.8	58.135	143.4	32.610	165.3	2:20.225

## 65 LAMASTER

Lotus Elise S2							
1			164.6	11:10.123			
2			171.4	2:22.576			
3			174.1	2:16.791			
4		1:44.090	135.1	175.0	2:16.338		
5	47.270	190.4	56.247	137.0	31.944	172.8	2:15.461
6	48.360	187.8	56.182	134.4	31.988	173.6	2:16.530

## Lotus Elise S2

7	47.941	186.5	57.034	134.3	31.967	172.8	2:16.942
8	48.135	184.6	56.949	137.5	31.765	173.9	2:16.849
9	47.685	188.8	56.253	144.5	31.604	173.6	2:15.542
10	47.582	186.5	56.660	139.8	31.673	173.6	2:15.915

## 67 KELL

Lotus Elise S2							
1			165.8	11:24.366			
2			170.3	2:26.877			
3			171.9	2:18.988			
4		1:45.808	130.9	172.2	2:18.444		
5	47.702	191.1	57.096	133.4	32.222	171.4	2:17.020
6	48.106	190.8	57.245	138.1	32.827	170.6	2:18.178

## Lotus Elise S2

7	50.384	185.5	57.812	142.2	32.209	170.8	2:20.405
8	47.441	190.8	56.587	138.6	32.543	169.2	2:16.571
9	47.522	192.5	56.655	139.1	32.365	172.5	2:16.542
10	48.123	190.1	56.916	139.7	32.188	169.5	2:17.227

## 69 HARDING

Lotus Elise S1							
1			131.0	11:35.675			
2			165.6	2:39.325			
3			171.1	2:18.073			
4		1:59.988	119.3	171.4	2:33.128		
5	48.093	190.4	56.486	132.8	32.043	169.2	2:16.622

## Lotus Elise S1

6	48.026	191.4	1:04.092	89.8	34.483	170.6	2:26.601
7	47.918	191.4	57.618	143.8	32.303	170.0	2:17.839
8	48.048	190.4	56.370	141.9	32.603	169.5	2:17.021
9	48.059	191.1	56.043	138.1	31.562	171.4	2:15.664

## 70 JEWELL

Lotus Elise S2 R							
1			169.8	11:02.846			
2			174.7	2:19.058			
3			175.3	2:14.505			
4			174.4	2:15.242			
5	47.060	193.8	56.448	135.0	31.619	173.3	2:15.127

## Lotus Elise S2 R

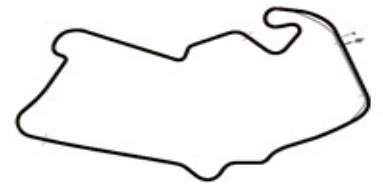
6	47.095	191.8	56.321	138.8	31.608	174.4	2:15.024
7	51.394	171.4	59.135	133.0	39.322		2:29.851 Pit
8	1:39.965	194.2	56.195	148.9	31.957	172.5	3:08.117
9	50.485	169.2	1:05.204	122.0	40.008		2:35.697 Pit

## 78 PITCH

Lotus Elise S1							
1			156.0	11:44.362			
2			163.1	2:27.335			
3			168.7	2:20.171			
4		1:46.864	128.5	168.2	2:20.095		
5	47.650	189.4	57.851	113.4	32.948	169.0	2:18.449

## Lotus Elise S1

6	48.348	187.8	59.056	128.1	32.663	171.9	2:20.067
7	50.816	163.3	1:00.617	87.7	37.113	169.8	2:28.546
8	47.708	191.1	57.745	130.4	33.184	170.3	2:18.637
9	47.614	190.4	57.078	133.4	32.343	171.1	2:17.035



Weather/Track: Sun/Dry

Circuit Length - 5.141 kilometres  
Silverstone GP  
Silverstone

# Lotus Elise Trophy Qualifying - Sector Analysis Report

Lap S1 Time S1 Spd S2 Time S2 Spd S3 Time S3 Spd Lap Time Pit Lap S1 Time S1 Spd S2 Time S2 Spd S3 Time S3 Spd Lap Time Pit

## 79 BENNET

79 BENNET				Lotus Elise S2 R						
1				157.4	11:18.241	7	47.801 192.1	57.665 134.3	32.305 172.8	2:17.771
2				174.4	2:24.990	8	49.227 186.2	59.950 132.8	32.663 171.9	2:21.840
3				174.4	2:16.152	9	48.099 192.1	57.403 138.2	31.869 172.2	2:17.371
4		1:46.111 120.0		174.7	2:19.069	10	48.912 194.2	56.996 137.5	32.045 173.6	2:17.953
5	47.485 195.2	56.578 141.7		32.106 173.6	2:16.169					
6	48.010 196.3	57.649 140.8		32.275 172.5	2:17.934					

## 82

82				Lotus Elise						
1				161.6	11:25.241	5		1:44.437 131.3	171.1	2:16.954
2				170.6	2:27.992	6		1:45.364 135.3	170.6	2:18.113
3				172.5	2:19.344	7		2:02.391 119.8		2:47.383 Pit
4		1:44.143 130.4		171.7	2:17.125					

## 89 JONES

89 JONES				Lotus Elise S1						
1				147.7	11:10.080	6	50.208 182.4	1:01.387 116.7	34.192 163.3	2:25.787
2				162.1	2:35.257	7	1:00.309 176.7	1:00.734 122.4	34.684 166.1	2:35.727
3				160.7	2:30.324	8	49.896 177.9	1:00.772 118.5	33.483 168.2	2:24.151
4		1:53.709 112.8		162.6	2:28.126	9	49.538 188.1	1:02.534 127.2	33.482 166.4	2:25.554
5	49.848 188.1	1:00.630 117.7		33.829 167.1	2:24.307					

## 91 V MAZZA

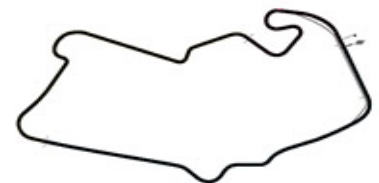
91 V MAZZA				Lotus Elise S1						
1				162.8	11:44.940	6	55.152 159.7	1:02.493 110.9	43.049	2:40.694 Pit
2				162.8	2:53.723	7	1:42.805 177.3	56.799 143.4	31.521 169.0	3:11.125
3				168.7	2:21.339	8	47.074 189.4	55.982 140.2	31.316 170.6	2:14.372
4	48.615 183.9	1:01.604 92.3		35.909 166.9	2:26.128	9	47.648 187.5	56.527 139.3	31.238 170.6	2:15.413
5	48.557 184.3	57.254 139.8		31.667 170.0	2:17.478					

## 95

95				Lotus Elise S2 R						
1				153.1	11:17.347	7	47.340 193.2	55.581 147.7	31.829 175.0	2:14.750
2				173.0	2:22.627	8	47.108 193.5	55.364 145.3	32.486 177.6	2:14.958
3				172.2	2:17.558	9	47.201 194.9	55.469 153.4	31.380 175.0	2:14.050
4		1:45.484 127.6		173.3	2:17.917	10	47.222 192.8	55.334 148.3	31.595 172.5	2:14.151
5	47.867 193.2	56.784 148.7		31.796 174.1	2:16.447					
6	47.592 193.8	55.659 143.6		31.969 173.9	2:15.220					

## 97 DOLAN

97 DOLAN				Lotus Elise S1						
1				124.2	11:58.989	6	47.137 188.1	56.878 146.3	32.049 173.0	2:16.064
2				171.4	2:58.894	7	46.902 191.4	56.108 148.9	32.010 172.5	2:15.020
3				171.9	2:17.601	8	47.066 194.5	56.642 137.4	32.612 174.7	2:16.320
4	47.150 191.4	57.558 140.9		33.077 172.5	2:17.785	9	47.913 187.5	1:00.284 143.8	31.948 171.4	2:20.145
5	47.413 189.8	56.344 146.5		31.855 172.2	2:15.612					



Weather/Track: Sun/Dry

Circuit Length - 5.141 kilometres  
Silverstone GP  
Silverstone

# Lotus Elise Trophy Qualifying - Sector Analysis Report

Lap S1 Time S1 Spd S2 Time S2 Spd S3 Time S3 Spd Lap Time Pit Lap S1 Time S1 Spd S2 Time S2 Spd S3 Time S3 Spd Lap Time Pit

## 99 KNIGHT

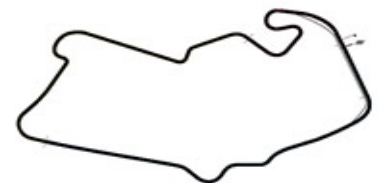
## Lotus Elise S1

1				156.5	11:34.834	6	46.704	181.2	1:06.004	98.0	33.845	171.7	2:26.553
2				173.0	2:22.043	7	47.437	190.1	56.418	139.8	31.769	173.3	2:15.624
3				173.3	2:18.038	8	47.722	190.4	56.460	135.0	32.303	167.9	2:16.485
4		1:45.643	135.5	171.9	2:18.010	9	51.892	182.4	57.865	137.5	32.190	169.2	2:21.947
5	46.796	192.5	56.318	133.6	31.945	171.9	2:15.059						

## 147 SHERWOOD

## Lotus Elise S1

1				149.1	14:26.452	5	51.572	177.6	1:00.613	135.5	35.267	142.4	2:27.452
2				156.9	2:29.707	6	54.609	149.3	1:03.826	138.6	36.061	155.6	2:34.496
3					2:49.354 Pit	7	50.949	180.3	1:00.825	128.5	33.669	157.8	2:25.443
4	2:04.122	175.3	59.999	130.2	33.721	158.5	3:37.842						



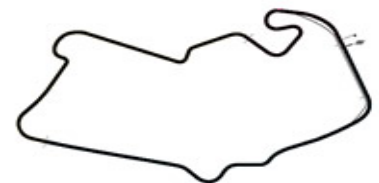
Weather/Track: Sun/Dry

Circuit Length - 5.141 kilometres  
Sliverstone GP  
Sliverstone

# Lotus Elise Trophy

## Qualifying - Best Sector Speeds Report

SECTOR 1				SECTOR 2				SECTOR 3				
POS	NO	NAME	SPEED	LAP	NO	NAME	SPEED	LAP	NO	NAME	SPEED	LAP
1	31	NASH	197.0	8	95	KIRBY Res	153.4	9	33	HILL	177.9	9
2	18	WILLIAMS	196.7	6	31	NASH	151.0	9	95	KIRBY Res	177.6	8
3	33	HILL	196.3	7	62	CHATTERWAY	150.8	6	70	JEWELL	175.3	3
4	79	BENNET	196.3	6	70	JEWELL	148.9	8	17	LIVSEY	175.0	6
5	95	KIRBY Res	194.9	9	97	DOLAN	148.9	7	65	LAMASTER	175.0	4
6	56	ROWLAND	194.5	9	29	NOBLE	147.9	5	21	MYERS	174.7	2
7	97	DOLAN	194.5	8	56	ROWLAND	147.9	5	79	BENNET	174.7	4
8	70	JEWELL	194.2	8	9	ROBERTS	147.5	6	97	DOLAN	174.7	8
9	17	LIVSEY	193.8	5	33	HILL	147.5	5	54	AUSTIN	174.1	3
10	40	PHILLIPS	193.8	5	8	NEILLY	147.1	8	9	ROBERTS	173.9	3
11	62	CHATTERWAY	193.8	6	44	MALT	146.7	9	18	WILLIAMS	173.9	7
12	25	HOWELL	193.2	7	47	HAY	145.5	9	34	PROCTOR	173.9	6
13	44	MALT	192.8	5	4	AYRES	145.1	9	62	CHATTERWAY	173.9	6
14	22	CANARD	192.5	7	5	SAVAGE	144.7	6	31	NASH	173.6	9
15	30	CARR	192.5	5	54	AUSTIN	144.7	10	30	CARR	173.3	7
16	67	KELL	192.5	9	65	LAMASTER	144.5	9	99	KNIGHT	173.3	3
17	99	KNIGHT	192.5	5	39	DEACON	144.0	7	40	PHILLIPS	173.0	4
18	29	NOBLE	192.1	5	55	GORDON	143.8	8	5	SAVAGE	172.8	5
19	34	PROCTOR	192.1	5	69	HARDING	143.8	7	67	KELL	172.5	9
20	9	ROBERTS	191.4	9	23	BROAD	143.6	9	82	SKEGGS Res	172.5	3
21	45	DRIVER	191.4	9	63	BAKER	143.4	8	39	DEACON	172.2	3
22	55	GORDON	191.4	8	91	V MAZZA	143.4	7	56	ROWLAND	172.2	5
23	57	STOTHERT	191.4	5	18	WILLIAMS	143.0	5	78	PITCH	171.9	6
24	69	HARDING	191.4	6	34	PROCTOR	142.4	5	57	STOTHERT	171.7	6
25	5	SAVAGE	191.1	6	67	KELL	142.2	7	25	HOWELL	171.4	5
26	39	DEACON	191.1	7	22	CANARD	141.9	8	69	HARDING	171.4	4
27	78	PITCH	191.1	8	79	BENNET	141.7	5	4	AYRES	171.1	7
28	23	BROAD	190.4	5	41	KIRKBRIDE	140.9	5	23	BROAD	171.1	4
29	61	NAPIER	190.4	9	99	KNIGHT	139.8	7	29	NOBLE	171.1	3
30	65	LAMASTER	190.4	5	61	NAPIER	139.1	8	8	NEILLY	170.6	8
31	4	AYRES	189.8	9	32	BAILEY	138.8	9	22	CANARD	170.6	3
32	91	V MAZZA	189.4	8	40	PHILLIPS	138.8	10	91	V MAZZA	170.6	8
33	41	KIRKBRIDE	189.1	6	45	DRIVER	138.6	7	44	MALT	170.3	5
34	8	NEILLY	188.1	9	147	SHERWOOD	138.6	6	47	HAY	170.3	7
35	89	JONES	188.1	5	30	CARR	138.4	4	32	BAILEY	170.0	2
36	47	HAY	187.1	9	59	HANNAM	137.7	7	45	DRIVER	169.8	8
37	54	AUSTIN	186.8	6	12	BAKER	137.5	5	55	GORDON	169.8	1
38	63	BAKER	186.8	8	17	LIVSEY	136.5	6	12	BAKER	169.5	3
39	12	BAKER	185.8	6	57	STOTHERT	135.3	7	13	BARTLETT	169.5	2
40	32	BAILEY	185.5	5	82	SKEGGS Res	135.3	6	41	KIRKBRIDE	169.0	3
41	59	HANNAM	183.9	9	78	PITCH	133.4	9	89	JONES	168.2	8
42	147	SHERWOOD	180.3	7	25	HOWELL	129.8	6	61	NAPIER	167.9	6
43	53	MAYHEW	177.0	4	53	MAYHEW	128.4	6	63	BAKER	166.9	3
44					89	JONES	127.2	9	59	HANNAM	163.6	7
45									53	MAYHEW	161.4	8



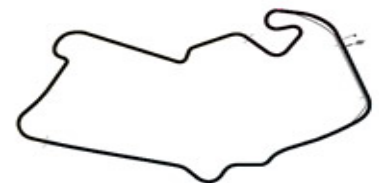
Circuit Length - 5.141 kilometres  
Silverstone GP  
Silverstone

Weather/Track: Sun/Dry

## Lotus Elise Trophy Qualifying - Best Sector Times Report

POS	SECTOR 1			SECTOR 2			SECTOR 3			IDEAL/BEST LAP COMPARISON					
	NO	TIME	LAP	NO	TIME	LAP	NO	TIME	LAP	NO	NAME	IDEAL	BEST	LAP	DIFF
1	29	46.482	5	95	55.334	10	9	31.223	7	95	KIRBY Res	2:13.822	2:14.050	9	+ 0.228
2	99	46.704	6	41	55.401	6	91	31.238	9	40	PHILLIPS	2:14.044	2:14.095	10	+ 0.051
3	62	46.862	5	40	55.608	10	95	31.380	9	91	V MAZZA	2:14.294	2:14.372	8	+ 0.078
4	18	46.876	6	91	55.982	8	41	31.468	9	29	NOBLE	2:14.456	2:14.903	8	+ 0.447
5	33	46.898	8	29	56.040	8	40	31.488	6	41	KIRKBRIDE	2:14.617	2:15.066	9	+ 0.449
6	97	46.902	7	69	56.043	9	56	31.551	5	99	KNIGHT	2:14.791	2:15.059	5	+ 0.268
7	40	46.948	10	18	56.079	5	69	31.562	9	70	JEWELL	2:14.863	2:14.505	3	+ 0.358
8	31	46.954	8	97	56.108	7	65	31.604	9	97	DOLAN	2:14.865	2:15.020	7	+ 0.155
9	54	46.954	8	5	56.138	6	70	31.608	6	9	ROBERTS	2:14.968	2:15.251	7	+ 0.283
10	70	47.060	5	65	56.182	6	5	31.725	6	54	AUSTIN	2:14.995	2:14.995	8	+ 0.000
11	91	47.074	8	70	56.195	8	99	31.769	7	65	LAMASTER	2:15.056	2:15.461	5	+ 0.405
12	95	47.108	8	56	56.210	8	33	31.773	9	18	WILLIAMS	2:15.069	2:15.688	3	+ 0.619
13	9	47.269	10	54	56.233	8	8	31.786	8	62	CHATTERWA	2:15.092	2:15.928	8	+ 0.836
14	65	47.270	5	99	56.318	5	54	31.808	8	33	HILL	2:15.320	2:15.979	9	+ 0.659
15	34	47.276	6	62	56.379	6	62	31.851	6	31	NASH	2:15.477	2:16.670	7	+ 1.193
16	23	47.284	8	39	56.389	7	97	31.855	5	5	SAVAGE	2:15.519	2:15.519	6	+ 0.000
17	67	47.441	8	23	56.405	9	47	31.856	6	69	HARDING	2:15.523	2:15.664	9	+ 0.141
18	79	47.485	5	9	56.476	10	79	31.869	9	56	ROWLAND	2:15.542	2:16.177	7	+ 0.635
19	17	47.597	5	32	56.560	7	4	31.871	7	23	BROAD	2:15.638	2:15.692	9	+ 0.054
20	78	47.614	9	79	56.578	5	31	31.922	9	79	BENNET	2:15.932	2:16.152	3	+ 0.220
21	5	47.656	6	67	56.587	8	29	31.934	8	39	DEACON	2:16.187	2:16.462	7	+ 0.275
22	39	47.666	7	31	56.601	10	23	31.949	9	67	KELL	2:16.216	2:16.542	9	+ 0.326
23	47	47.683	9	33	56.649	9	18	32.114	5	47	HAY	2:16.479	2:16.865	9	+ 0.386
24	22	47.737	7	22	56.940	8	55	32.127	6	17	LIVSEY	2:16.766	2:16.942	8	+ 0.176
25	55	47.746	7	47	56.940	9	57	32.130	6	55	GORDON	2:16.952	2:17.450	7	+ 0.498
26	41	47.748	9	17	57.005	9	39	32.132	6	78	PITCH	2:17.035	2:17.035	9	+ 0.000
27	56	47.781	9	78	57.078	9	17	32.164	8	22	CANARD	2:17.048	2:17.674	7	+ 0.626
28	45	47.810	9	55	57.079	7	67	32.188	10	4	AYRES	2:17.372	2:17.847	5	+ 0.475
29	30	47.833	5	8	57.316	8	32	32.267	7	32	BAILEY	2:17.391	2:17.413	7	+ 0.022
30	69	47.918	7	4	57.472	8	61	32.326	5	8	NEILLY	2:17.428	2:17.428	8	+ 0.000
31	4	48.029	8	30	57.722	6	78	32.343	9	34	PROCTOR	2:17.889	2:18.220	6	+ 0.331
32	8	48.326	8	34	57.888	6	22	32.371	9	30	CARR	2:18.087	2:18.296	5	+ 0.209
33	44	48.472	7	45	57.913	8	45	32.435	7	45	DRIVER	2:18.158	2:18.663	8	+ 0.505
34	32	48.564	9	61	57.997	7	59	32.481	6	61	NAPIER	2:19.170	2:19.946	7	+ 0.776
35	57	48.661	5	63	58.135	8	30	32.532	7	57	STOThERT	2:19.240	2:19.911	6	+ 0.671
36	61	48.847	9	44	58.427	8	63	32.610	8	44	MALT	2:19.679	2:19.907	7	+ 0.228
37	63	49.194	4	57	58.449	6	34	32.725	9	63	BAKER	2:19.939	2:20.225	8	+ 0.286
38	89	49.538	9	59	59.013	7	44	32.780	6	59	HANNAM	2:21.187	2:22.461	5	+ 1.274
39	25	49.594	8	12	59.045	5	12	32.790	5	12	BAKER	2:21.579	2:21.579	5	+ 0.000
40	59	49.693	5	25	59.654	8	89	33.482	9	25	HOWELL	2:22.792	2:22.792	8	+ 0.000
41	12	49.744	5	147	59.999	4	25	33.544	8	89	JONES	2:23.650	2:24.151	8	+ 0.501
42	147	50.949	7	89	1:00.630	5	147	33.669	7	147	SHERWOOD	2:24.617	2:25.443	7	+ 0.826
43	53	54.452	8	53	1:05.839	8	53	35.055	6	53	MAYHEW	2:35.346	2:36.294	8	+ 0.948

'Perfect Lap' - 2:13.039



Circuit Length - 5.141 kilometres  
Sliverstone GP  
Sliverstone

Weather/Track: Sun/Dry

# Lotus Elise Trophy

## GRID FOR RACE 1

ROW  
24  
ROW  
23  
ROW  
22  
ROW  
21  
ROW  
20  
ROW  
19  
ROW  
18  
ROW  
17  
ROW  
16  
ROW  
15  
ROW  
14  
ROW  
13  
ROW  
12  
ROW  
11  
ROW  
10  
ROW  
9  
ROW  
8  
ROW  
7  
ROW  
6  
ROW  
5  
ROW  
4  
ROW  
3  
ROW  
2  
ROW  
1

16	HYLAND	82	SKEGGS
29	NOBLE	53	MAYHEW
28	PRICE	147	SHERWOOD
89	JONES	25	HOWELL
59	HANNAM	12	BAKER
13	BARTLETT	63	BAKER
61	NAPIER	57	STOTHERT
44	MALT	45	DRIVER
30	CARR	34	PROCTOR
4	AYRES	22	CANARD
55	GORDON	8	McNEILLY
32	BAILEY	78	PITCH
17	LIVSEY	47	HAY
31	NASH	67	KELL
39	DEACON	56	ROWLAND
79	McBENNET	33	HILL
62	CHATTERWAY	23	BROAD
18	WILLIAMS	69	HARDING
5	SAVAGE	65	LAMASTER
9	ROBERTS	41	KIRKBRIDE
99	KNIGHT	97	DOLAN
54	AUSTIN	70	JEWELL
91	MAZZA	40	PHILLIPS
95	KIRBY	58	BEWSEY

POLE

Cars 29, 82, 16 to back of grid.  
Weather/Track: Sun /Dry

Silverstone GP  
Circuit Length = 5.1410 km.  
Start: 09:30 End: 09:50

Clerk of the Course:		Timekeeper:
----------------------	--	-------------

# Lotus Elise Trophy

## RACE 2 - AMENDED CLASSIFICATION

POS	NO	CL	DRIVER	NAT	CAR	TIME	LAPS	GAP	KPH	BEST
1	70		Marcus JEWELL		Lotus Elise S2 R	13:42.679	6	0.206	134.45	2:15.493
2	91		Luigi V MAZZA		Lotus Elise S1	13:44.091	6	1.618	134.22	2:16.107
3	40		Simon PHILLIPS		Lotus Elise S2	13:44.547	6	2.074	134.15	2:16.104
4	58		Adam BEWSEY		Lotus Elise S1	13:45.679	6	3.206	133.96	2:15.149
5	41		Stuart KIRKBRIDE		Lotus Elise S1	13:46.777	6	4.304	133.78	2:16.288
6	18		Steve WILLIAMS		Lotus Elise S1	13:49.166	6	6.693	133.40	2:14.869
7	33		Russell HILL		Lotus Elise S1	13:49.258	6	6.785	133.38	2:14.278
8	65		John LAMASTER		Lotus Elise S2	13:53.719	6	11.246	132.67	2:16.080
9	69		Paul HARDING		Lotus Elise S1	13:54.412	6	11.939	132.56	2:15.711
10	62		Tom CHATTERWAY		Lotus Exige S2	13:55.668	6	13.195	132.36	2:16.163
11	78		Ben PITCH		Lotus Elise S1	13:58.411	6	15.938	131.93	2:16.998
12	79		Pat McBENNET		Lotus Elise S2 R	14:01.626	6	19.153	131.42	2:16.923
13	45		Peter DRIVER		Lotus Elise S1	14:02.159	6	19.686	131.34	2:17.581
14	67		Andrew KELL		Lotus Elise S2	14:03.172	6	20.699	131.18	2:17.240
15	29		Greg NOBLE		Lotus Elise S1	14:05.065	6	22.592	130.89	2:16.752
16	17		Neil LIVSEY		Lotus Elise S1	14:05.336	6	22.863	130.85	2:17.047
17	56		Stuart ROWLAND		Lotus Elise S1	14:06.286	6	23.813	130.70	2:17.703
18	47		David HAY		Lotus Elise S2	14:06.465	6	23.992	130.67	2:17.250
19	9		Martin ROBERTS		Lotus Elise S2	14:07.735	6	25.262	130.48	2:19.085
20	55		Andy GORDON		Lotus Elise S1	14:08.413	6	25.940	130.37	2:17.051
21	8		Paul McNEILLY		Lotus Elise S1	14:09.867	6	27.394	130.15	2:17.917
22	4		Nigel AYRES		Lotus Elise S1	14:13.224	6	30.751	129.64	2:17.649
23	32		Eric BAILEY		Lotus Elise S1	14:13.316	6	30.843	129.62	2:17.915
24	34		James PROCTOR		Lotus Exige S2	14:15.415	6	32.942	129.31	2:18.101
25	44		Stu MALT		Lotus Elise S1	14:15.935	6	33.462	129.23	2:19.123
26	13		Matthew BARTLETT		Lotus Elise S1	14:16.616	6	34.143	129.12	2:18.889
27	59		Nigel HANNAM		Lotus Elise S1	14:19.248	6	36.775	128.73	2:19.313
28	30		Dave CARR		Lotus Elise S1	14:22.363	6	39.890	128.26	2:18.062
29	57		Neil STOTHERT		Lotus Elise S1	14:23.090	6	40.617	128.16	2:18.474
30	61		Andrew NAPIER		Lotus Elise S1	14:23.477	6	41.004	128.10	2:18.792
31	63		Paul BAKER		Lotus Elise S1	14:31.183	6	48.710	126.96	2:21.039
32	12		Chris BAKER		Lotus Elise S1	14:39.156	6	56.683	125.81	2:21.213
33	16		Ben HYLAND		Lotus Elise S1	14:41.090	6	58.617	125.54	2:20.352
34	25		Tess HOWELL		Lotus Elise S2	14:41.285	6	58.812	125.51	2:22.821
35	89		Simon JONES		Lotus Elise S1	14:49.170	6	1:06.697	124.40	2:23.460
36	147		Glenn SHERWOOD		Lotus Elise S1	14:56.106	6	1:13.633	123.43	2:24.082
37	53		Christopher MAYHEW		Lotus Elise S2	15:54.986	6	2:12.513	115.82	2:33.757

### NOT CLASSIFIED

95	Gavin KIRBY Res		Lotus Elise S2 R		13:42.473	6	N.C.F.	134.48	2:16.124
99	James KNIGHT		Lotus Elise S1		13:43.312	6	N.C.F.	134.35	2:15.477
54	Rob AUSTIN		Lotus Elise S1		11:56.240	5	D.N.F.	128.59	2:18.063
5	Ken SAVAGE		Lotus Elise S1		9:20.198	4	D.N.F.	131.37	2:17.747
23	Gary BROAD		Lotus Elise S1		9:20.864	4	D.N.F.	131.22	2:17.873
31	Sean NASH		Lotus Elise S1		9:22.482	4	D.N.F.	130.84	2:17.063
97	Andy DOLAN		Lotus Elise S1		7:32.631	3	D.N.F.	121.71	2:23.889
22	Donald CANARD		Lotus Elise S1		4:48.139	2	D.N.F.	126.96	2:18.179
82	David SKEGGS Res		Lotus Elise		5:18.019	2	D.N.F.	115.03	2:36.796
39	Simon DEACON		Lotus Elise S1		5:33.079	2	D.N.F.	109.83	2:40.410

### FASTEST LAP

33	Russell HILL		Lotus Elise S1		2:14.278	€	85.64mph	137.83kph
----	--------------	--	----------------	--	----------	---	----------	-----------

Weather/Track: Sun /Dry. Car 99 excluded reference C1.1.5

These results are provisional until the conclusion of any judicial and technical matters.

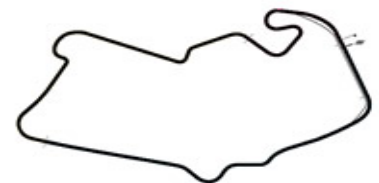
Silverstone GP  
Circuit Length = 5.1410 km.  
Start: 14:18 End: 14:36

Clerk of Course:		Timekeeper:	
------------------	--	-------------	--

# Lotus Elise Trophy

## Race 2 - Sector Analysis Report

Lap	S1 Time	S1 Spd	S2 Time	S2 Spd	S3 Time	S3 Spd	Lap Time	Pit	Lap	S1 Time	S1 Spd	S2 Time	S2 Spd	S3 Time	S3 Spd	Lap Time	Pit
<b>4 AYRES</b>									<b>Lotus Elise S1</b>								
1	1:00.872	190.4	58.586	139.3	32.554	168.7	2:32.012		5	48.507	188.4	58.052	141.9	41.309	167.4	2:27.868	
2	48.557	188.8	57.565	147.9	31.980	169.2	2:18.102		6	47.582	189.4	58.061	147.7	33.142	166.9	2:18.785	
3	48.598	192.5	58.084	146.1	32.126	168.4	2:18.808		7	48.584	189.4	57.521	145.5	32.405	169.8	2:18.510	
4	48.177	190.8	57.083	144.5	32.389	171.4	2:17.649										
<b>5 SAVAGE</b>									<b>Lotus Elise S1</b>								
1	55.128	197.0	56.483	146.3	32.084	174.1	2:23.695		4	49.333	192.8	58.005	146.7	32.374	170.3	2:19.712	
2	47.586	195.6	58.105	133.3	32.056	173.6	2:17.747										
3	48.067	194.9	57.333	141.7	33.644	166.9	2:19.044										
<b>8 NEILLY</b>									<b>Lotus Elise S1</b>								
1	1:01.193	180.0	1:00.621	137.0	32.710	169.0	2:34.524		5	48.416	191.8	57.847	137.4	33.415	166.6	2:19.678	
2	49.191	190.1	58.072	138.6	32.506	167.1	2:19.769		6	48.505	192.5	58.086	144.0	32.462	166.6	2:19.053	
3	49.457	191.4	57.311	135.1	32.158	169.2	2:18.926		7	47.989	193.8	57.273	140.0	32.424	167.4	2:17.686	
4	48.116	191.4	57.521	137.0	32.280	166.6	2:17.917										
<b>9 ROBERTS</b>									<b>Lotus Elise S2</b>								
1	56.589	194.2	56.779	139.3	31.991	172.8	2:25.359		5	48.008	198.5	1:00.044	119.6	35.136	169.2	2:23.188	
2	49.713	191.1	57.546	138.6	32.111	173.0	2:19.370		6	50.007	192.1	58.266	137.2	32.327	169.2	2:20.600	
3	48.251	195.6	58.370	141.1	32.464	172.2	2:19.085		7	47.749	196.3	56.916	139.8	31.967	170.6	2:16.632	
4	49.073	195.2	58.447	136.7	32.613	171.1	2:20.133										
<b>12 BAKER</b>									<b>Lotus Elise S1</b>								
1	1:05.911	184.9	1:03.596	126.6	33.785	163.1	2:43.292		5	49.203	186.8	58.903	131.2	33.107	166.4	2:21.213	
2	50.916	186.2	1:01.673	125.2	34.844	162.4	2:27.433		6	49.512	186.2	59.202	135.6	32.567	162.8	2:21.281	
3	50.708	184.6	59.360	137.9	33.148	163.6	2:23.216		7	49.353	186.5	58.935	140.8	32.672	163.3	2:20.960	
4	50.342	185.2	59.181	134.3	33.198	162.1	2:22.721										
<b>13 BARTLETT</b>									<b>Lotus Elise S1</b>								
1	1:01.124	186.2	1:00.946	141.7	32.964	170.3	2:35.034		5	48.258	189.4	1:00.389	138.4	32.941	168.7	2:21.588	
2	49.584	189.8	59.386	144.3	32.697	170.3	2:21.667		6	47.900	191.1	58.305	150.8	32.685	170.8	2:18.890	
3	49.549	187.1	58.324	146.7	32.675	169.2	2:20.548		7	47.554	194.2	57.342	147.9	32.189	170.6	2:17.085	
4	48.141	189.4	58.351	148.5	32.397	169.2	2:18.889										
<b>16 HYLAND</b>									<b>Lotus Elise S1</b>								
1			2:05.329	140.2		157.4	2:38.724		5			1:47.894	137.0		155.3	2:20.717	
2			2:03.096	135.0		153.1	2:37.060		6			1:47.174	143.0		156.0	2:20.352	
3			1:48.452	131.8		155.3	2:21.482		7			1:48.814	136.8		156.5	2:21.854	
4			1:49.462	135.3		154.2	2:22.755										



Circuit Length - 5.141 kilometres  
Sliverstone GP  
Sliverstone

Weather/Track: Sun/Dry

Printed at 14:55, Saturday, 17 April, 2010

© MST Systems Ltd, 2005 (www.mstworld.com)

Page 1

# Lotus Elise Trophy

## Race 2 - Sector Analysis Report

Lap S1 Time S1 Spd S2 Time S2 Spd S3 Time S3 Spd Lap Time Pit Lap S1 Time S1 Spd S2 Time S2 Spd S3 Time S3 Spd Lap Time Pit

### 17 LIVSEY

1	1:00.518	190.8	58.621	138.4	33.068	174.1	2:32.207
2	48.261	194.9	58.358	140.9	32.122	172.2	2:18.741
3	47.964	198.8	58.308	141.7	31.989	173.0	2:18.261
4	47.870	198.8	56.747	143.8	32.430	173.0	2:17.047

### Lotus Elise S1

5	48.110	197.8	58.440	123.9	33.353	173.3	2:19.903
6	48.053	199.2	57.821	144.1	33.303	173.3	2:19.177
7	48.036	195.6	56.540	141.9	32.327	173.3	2:16.903

### 18 WILLIAMS

1	57.158	197.8	56.906	143.2	31.793	174.1	2:25.857
2	48.071	200.0	57.260	141.9	32.031	171.9	2:17.362
3	47.548	197.0	56.799	143.2	32.718	169.0	2:17.065
4	47.803	194.9	57.220	148.9	32.197	173.0	2:17.220

### Lotus Elise S1

5	47.173	200.3	57.953	149.7	31.667	172.2	2:16.793
6	46.759	195.6	56.129	150.2	31.981	171.9	2:14.869
7	47.529	199.6	55.730	148.7	31.692	174.1	2:14.951

### 22 CANARD

1	58.971	194.5	58.421	147.3	32.568	170.3	2:29.960
2	47.922	195.2	57.913	144.5	32.344	167.4	2:18.179

### Lotus Elise S1


### 23 BROAD

1	54.686	188.8	57.832	145.1	32.378	168.7	2:24.896
2	47.929	191.4	57.797	138.6	32.147	169.8	2:17.873
3	48.148	188.4	57.733	147.1	32.149	165.8	2:18.030

### Lotus Elise S1

4	49.399	189.4	58.374	143.4	32.292	166.4	2:20.065
---	--------	-------	--------	-------	--------	-------	----------

### 25 HOWELL

1	1:04.850	179.4	1:01.828	129.8	33.815	164.3	2:40.493
2	50.180	180.9	1:02.968	132.1	34.328	162.1	2:27.476
3	50.194	187.1	59.220	125.7	33.407	166.6	2:22.821
4	50.194	184.3	59.680	131.2	33.503	169.0	2:23.377

### Lotus Elise S2

5	49.950	189.8	59.960	126.3	33.454	166.6	2:23.364
6	50.949	188.4	59.319	130.5	33.486	171.1	2:23.754
7	49.352	190.8	58.585	135.1	32.907	168.7	2:20.844

### 29 NOBLE

1	1:00.886	195.2	59.521	143.2	32.210	170.8	2:32.617
2	48.022	196.7	56.639	139.5	32.091	169.2	2:16.752
3	48.426	194.9	56.681	145.5	31.945	172.5	2:17.052
4	47.705	200.0	58.629	137.0	32.405	170.0	2:18.739

### Lotus Elise S1

5	47.810	197.8	59.220		32.887	169.0	2:19.917
6	48.209	195.2	58.420	145.1	33.359	166.4	2:19.988
7	47.761	189.8	56.526	146.1	32.354	168.2	2:16.641

### 30 CARR

1	1:03.367	184.9	1:02.253	136.8	33.672	170.6	2:39.292
2	49.716	194.5	1:02.064	132.0	33.402	169.0	2:25.182
3	47.711	192.8	57.794	136.5	32.557	170.3	2:18.062
4	48.135	180.9	57.829	128.4	34.222	172.5	2:20.186

### Lotus Elise S1

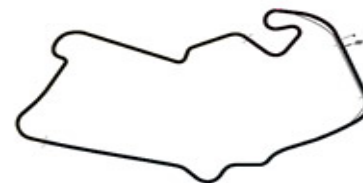
5	47.900	196.3	56.899	140.9	36.639	168.7	2:21.438
6	47.950	193.5	57.564	125.5	32.689	171.1	2:18.203
7	47.504	196.7	57.663	138.6	33.776	169.5	2:18.943

### 31 NASH

1	57.674	195.2	58.077	149.3	32.478	171.9	2:28.229
2	47.270	198.1	57.472	145.1	32.321	172.2	2:17.063
3	47.828	201.4	57.920	145.7	32.484	171.7	2:18.232

### Lotus Elise S1

4	48.099	198.5	58.532	136.1	32.327	171.9	2:18.958
---	--------	-------	--------	-------	--------	-------	----------



Circuit Length - 5.141 kilometres  
Sliverstone GP  
Sliverstone

Weather/Track: Sun/Dry

Printed at 14:55, Saturday, 17 April, 2010

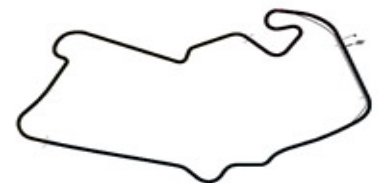
© MST Systems Ltd, 2005 (www.mstworld.com)

Page 2

# Lotus Elise Trophy

## Race 2 - Sector Analysis Report

Lap	S1 Time	S1 Spd	S2 Time	S2 Spd	S3 Time	S3 Spd	Lap Time	Pit	Lap	S1 Time	S1 Spd	S2 Time	S2 Spd	S3 Time	S3 Spd	Lap Time	Pit
<b>32 BAILEY</b>									<b>Lotus Elise S1</b>								
1	1:00.049	187.5	58.916	137.9	32.490	169.2	2:31.455		5	48.020	191.1	58.685		33.013	169.2	2:19.718	
2	48.487	187.8	57.013	137.9	32.415	167.9	2:17.915		6	48.299	190.8	57.496	140.6	42.095	164.3	2:27.890	
3	48.863	186.8	56.905	138.4	32.215	170.0	2:17.983		7	48.704	190.8	56.835	137.7	32.507	166.1	2:18.046	
4	48.197	185.2	57.511	135.5	32.647	169.2	2:18.355										
<b>33 HILL</b>									<b>Lotus Elise S1</b>								
1	55.428	199.2	56.714	142.8	32.376	171.9	2:24.518		5	47.289	198.1	58.476	151.0	31.918	171.7	2:17.683	
2	47.824	197.8	56.758	129.0	31.837	176.7	2:16.419		6	46.614	200.0	55.999	145.1	31.665	175.3	2:14.278	
3	48.590	194.5	57.488	140.4	33.536	167.9	2:19.614		7	46.862	198.1	55.323	145.9	31.778	177.9	2:13.963	
4	47.681	200.7	56.871	144.5	32.194	172.8	2:16.746										
<b>34 PROCTOR</b>									<b>Lotus Exige S2</b>								
1	1:02.488	185.2	1:01.990	137.9	33.479	170.3	2:37.957		5	47.369	193.5	1:00.093	140.2	32.871	171.7	2:20.333	
2	48.803	194.9	59.360	147.7	32.696	171.4	2:20.859		6	47.199	193.8	57.876	153.4	33.026	171.7	2:18.101	
3	48.409	192.5	58.252	146.3	33.050	169.5	2:19.711		7	47.557	194.5	57.062	143.2	32.435	172.8	2:17.054	
4	47.460	194.5	58.006	144.9	32.988	171.7	2:18.454										
<b>39 DEACON</b>									<b>Lotus Elise S1</b>								
1	1:08.346	187.5	59.232	148.1	32.832	169.5	2:40.410										
2	48.853	193.2	1:16.798	109.7	47.018		2:52.669	Pit									
<b>40 PHILLIPS</b>									<b>Lotus Elise S2</b>								
1	50.926	194.2	57.283	141.3	31.858	170.8	2:20.067		5	47.963	192.5	56.033	145.5	32.673	167.9	2:16.669	
2	48.584	193.8	58.194	139.3	31.959	168.4	2:18.737		6	47.380	193.8	57.654	146.1	31.706	170.6	2:16.740	
3	47.527	190.8	56.779	145.1	31.798	170.8	2:16.104		7	47.234	190.8	56.040	146.7	32.006	170.8	2:15.280	
4	47.539	193.5	56.473	141.9	32.218	168.2	2:16.230										
<b>41 KIRKBRIDE</b>									<b>Lotus Elise S1</b>								
1	53.623	192.8	56.814	138.1	32.207	170.3	2:22.644		5	47.899	192.1	56.138	140.4	32.251	168.4	2:16.288	
2	47.969	192.1	58.151	141.1	31.700	167.9	2:17.820		6	47.825	190.4	56.687	145.7	31.947	168.7	2:16.459	
3	47.666	192.1	57.100	148.3	31.715	167.4	2:16.481		7	48.011	192.1	56.182	145.3	31.936	169.0	2:16.129	
4	47.797	191.4	57.320	136.8	31.968	168.2	2:17.085										
<b>44 MALT</b>									<b>Lotus Elise S1</b>								
1	1:01.632	191.8	1:00.735	145.5	33.093	169.2	2:35.460		5	47.724	191.4	59.466	143.4	33.950	165.1	2:21.140	
2	49.921	192.1	58.174	144.1	32.845	166.6	2:20.940		6	47.822	191.1	58.836	148.1	32.465	170.0	2:19.123	
3	48.945	190.4	58.441	147.1	32.449	169.2	2:19.835		7	48.172	192.1	58.204	150.2	32.291	168.4	2:18.667	
4	48.269	190.8	58.505	146.5	32.663	166.9	2:19.437										



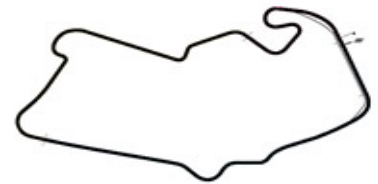
Circuit Length - 5.141 kilometres  
Silverstone GP  
Silverstone

Weather/Track: Sun/Dry

# Lotus Elise Trophy

## Race 2 - Sector Analysis Report

Lap	S1 Time	S1 Spd	S2 Time	S2 Spd	S3 Time	S3 Spd	Lap Time	Pit	Lap	S1 Time	S1 Spd	S2 Time	S2 Spd	S3 Time	S3 Spd	Lap Time	Pit
<b>45 DRIVER</b>									<b>Lotus Elise S1</b>								
1	59.337	193.2	59.087	136.8	32.153	171.1	2:30.577		5	47.944	198.5	58.832	137.0	32.585	169.8	2:19.361	
2	48.579	192.8	57.096	144.3	32.464	171.1	2:18.139		6	48.539	192.5	57.126	142.8	32.273	169.5	2:17.938	
3	48.339	191.8	56.968	142.1	32.274	171.1	2:17.581		7	47.473	193.5	57.422	146.5	32.866	169.2	2:17.761	
4	48.440	196.0	57.673	137.9	32.450	171.4	2:18.563										
<b>47 HAY</b>									<b>Lotus Elise S2</b>								
1	1:00.339	189.1	1:01.036	139.3	32.951	164.8	2:34.326		5	48.082	189.1	57.836	136.0	33.524	169.0	2:19.442	
2	49.265	186.5	58.552	147.9	32.422	167.9	2:20.239		6	48.250	191.8	57.344	144.5	31.875	171.4	2:17.469	
3	48.429	187.5	56.774	139.3	32.047	167.7	2:17.250		7	48.484	192.8	56.819	143.4	32.213	169.5	2:17.516	
4	48.217	187.8	57.273	137.9	32.249	167.9	2:17.739										
<b>53 MAYHEW</b>									<b>Lotus Elise S2</b>								
1	1:10.357	174.1	1:05.966	118.8	35.302	159.7	2:51.625		5	54.274	176.7	1:09.804	123.2	35.532	156.9	2:39.610	
2	54.907	178.2	1:06.734	120.5	35.294	158.1	2:36.935		6	54.055	164.3	1:04.565	125.5	35.137	155.6	2:33.757	
3	55.024	173.0	1:07.422	117.7	35.666	156.0	2:38.112										
4	54.825	176.4	1:05.070	123.9	35.052	157.2	2:34.947										
<b>54 AUSTIN</b>									<b>Lotus Elise S1</b>								
1	52.260	190.1	57.074	139.8	35.081	170.8	2:24.415		4	48.700	193.2	59.655	138.1	32.441	169.2	2:20.796	
2	48.063	189.8	57.637	134.4	32.363	171.7	2:18.063		5	48.279	189.8	1:03.653	121.2	41.945		2:33.877	Pit
3	48.288	190.1	58.472	138.4	32.329	169.8	2:19.089										
<b>55 GORDON</b>									<b>Lotus Elise S1</b>								
1	1:01.886	182.7	1:00.931	142.8	32.995	169.8	2:35.812		5	47.942	191.8	57.960	143.4	33.432	169.5	2:19.334	
2	49.722	190.1	58.741	141.1	33.528	167.1	2:21.991		6	48.164	191.1	56.658	144.0	32.292	168.4	2:17.114	
3	47.675	190.1	57.149	146.5	32.227	166.9	2:17.051		7	47.522	194.2	58.529	146.3	31.796	167.1	2:17.847	
4	47.926	189.1	56.984	142.6	32.201	167.7	2:17.111										
<b>56 ROWLAND</b>									<b>Lotus Elise S1</b>								
1	57.429	192.1	57.607	149.7	32.459	170.8	2:27.495		5	48.064	196.0	1:03.278	141.9	32.995	171.7	2:24.337	
2	48.031	189.8	57.553	146.3	32.628	171.9	2:18.212		6	47.326	197.0	57.927	144.1	33.762	170.3	2:19.015	
3	48.043	195.6	56.869	147.9	32.791	169.8	2:17.703		7	48.059	193.5	56.011	149.1	32.160	172.2	2:16.230	
4	48.768	195.2	58.311	131.0	32.445	172.2	2:19.524										
<b>57 STOTHERT</b>									<b>Lotus Elise S1</b>								
1	1:02.689	180.3	1:02.404	141.1	33.765	160.2	2:38.858		5	48.506	185.8	57.629	142.8	36.210	167.7	2:22.345	
2	49.767	191.4	1:00.642	133.8	33.670	166.9	2:24.079		6	48.302	193.2	57.373	133.4	32.799	171.7	2:18.474	
3	49.379	188.4	58.331	139.3	32.631	170.0	2:20.341		7	48.141	192.1	57.989	131.2	32.804	171.1	2:18.934	
4	48.391	192.5	57.678	132.3	32.924	168.4	2:18.993										



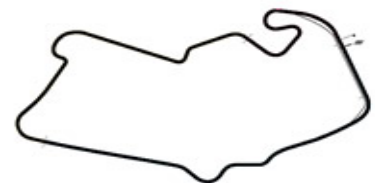
Circuit Length - 5.141 kilometres  
Silverstone GP  
Silverstone

Weather/Track: Sun/Dry

# Lotus Elise Trophy

## Race 2 - Sector Analysis Report

Lap	S1 Time	S1 Spd	S2 Time	S2 Spd	S3 Time	S3 Spd	Lap Time	Pit	Lap	S1 Time	S1 Spd	S2 Time	S2 Spd	S3 Time	S3 Spd	Lap Time	Pit
<b>58 BEWSEY Lotus Elise S1</b>																	
1							2:21.556		5							2:15.149	
2							2:19.268		6							2:17.033	
3							2:16.684		7							2:15.923	
4							2:15.989										
<b>59 HANNAM Lotus Elise S1</b>																	
1	1:03.067	183.0	1:00.869	140.2	33.260	167.4	2:37.196		5	49.136	182.7	58.791	140.6	32.438	168.4	2:20.365	
2	49.319	183.3	58.856	144.9	33.050	165.6	2:21.225		6	49.793	182.4	58.450	140.8	32.365	166.6	2:20.608	
3	49.735	183.3	57.821	143.6	32.985	164.8	2:20.541		7	50.047	181.8	1:06.427	133.9	32.550	164.1	2:29.024	
4	48.533	184.3	58.579	138.1	32.201	166.4	2:19.313										
<b>61 NAPIER Lotus Elise S1</b>																	
1	1:04.033	168.4	1:02.074	136.8	33.027	163.1	2:39.134		5	48.417	191.1	57.796	129.1	35.456	163.3	2:21.669	
2	50.563	188.8	1:02.351	134.3	32.950	165.8	2:25.864		6	48.780	191.8	57.664	133.9	32.348	165.8	2:18.792	
3	48.849	188.8	58.029	131.5	32.066	165.8	2:18.944		7	48.457	191.8	58.832	124.7	32.499	164.6	2:19.788	
4	48.488	191.4	58.102	137.0	32.484	165.3	2:19.074										
<b>62 CHATTERWAY Lotus Exige S2</b>																	
1	55.980	194.2	56.942	145.9	32.267	172.8	2:25.189		5	48.026	188.8	57.796	147.1	31.761	171.9	2:17.583	
2	48.409	196.0	58.061	140.9	32.214	172.8	2:18.684		6	47.784	193.8	56.478	144.9	31.901	172.2	2:16.163	
3	47.960	195.2	58.658	140.0	32.579	171.7	2:19.197		7	47.620	193.8	56.507	147.3	32.225	171.9	2:16.352	
4	47.978	196.7	58.621	142.2	32.253	172.5	2:18.852										
<b>63 BAKER Lotus Elise S1</b>																	
1	1:01.916	190.1	1:01.407	138.8	33.209	168.7	2:36.532		5	49.375	186.2	59.404	132.1	33.055	165.8	2:21.834	
2	50.120	180.6	1:00.486	145.9	38.437	169.0	2:29.043		6	49.621	185.8	58.668	137.5	32.874	165.6	2:21.163	
3	49.038	186.5	59.191	139.7	32.810	166.6	2:21.039		7	49.202	186.8	58.258	140.6	32.688	166.6	2:20.148	
4	49.732	186.2	58.663	139.1	33.177	165.1	2:21.572										
<b>65 LAMASTER Lotus Elise S2</b>																	
1	54.345	189.8	56.517	139.3	32.583	170.8	2:23.445		5	49.147	189.4	56.395	138.6	31.769	170.3	2:17.311	
2	48.595	190.4	57.695	138.4	32.253	172.8	2:18.543		6	47.645	191.4	56.340	136.0	32.095	170.0	2:16.080	
3	48.248	192.1	57.285	130.1	33.322	167.1	2:18.855		7	47.662	191.1	56.333	143.6	32.867	170.0	2:16.862	
4	49.145	190.1	58.184	143.4	32.156	171.4	2:19.485										
<b>67 KELL Lotus Elise S2</b>																	
1	59.471	193.8	58.345	144.9	32.519	169.5	2:30.335		5	48.188	196.0	59.518	130.9	32.540	172.2	2:20.246	
2	48.078	194.5	57.706	140.9	32.155	171.4	2:17.939		6	48.538	192.5	57.698	145.1	32.419	170.0	2:18.655	
3	47.880	194.2	57.122	137.5	32.238	170.3	2:17.240		7	48.531	192.8	57.054	141.1	32.258	169.8	2:17.843	
4	48.334	194.5	58.235	144.1	32.188	171.9	2:18.757										



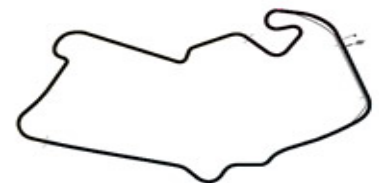
Circuit Length - 5.141 kilometres  
Silverstone GP  
Silverstone

Weather/Track: Sun/Dry

# Lotus Elise Trophy

## Race 2 - Sector Analysis Report

Lap	S1 Time	S1 Spd	S2 Time	S2 Spd	S3 Time	S3 Spd	Lap Time	Pit	Lap	S1 Time	S1 Spd	S2 Time	S2 Spd	S3 Time	S3 Spd	Lap Time	Pit
<b>69 HARDING</b>									<b>Lotus Elise S1</b>								
1	57.006	192.8	57.865	150.2	32.257	170.0	2:27.128		5	48.463	188.8	56.730	143.2	32.008	170.8	2:17.201	
2	47.939	192.1	56.969	139.5	32.335	171.7	2:17.243		6	47.341	192.8	56.413	140.8	31.957	171.4	2:15.711	
3	47.842	194.2	57.893	140.2	32.149	170.6	2:17.884		7	47.438	195.6	56.318	141.1	32.667	169.8	2:16.423	
4	48.174	196.7	58.773	143.8	32.298	170.8	2:19.245										
<b>70 JEWELL</b>									<b>Lotus Elise S2 R</b>								
1	51.973	195.6	56.539	140.6	32.257	174.7	2:20.769		5	47.617	198.5	56.118	143.2	32.182	175.8	2:15.917	
2	47.437	188.1	57.986	140.8	32.707	170.3	2:18.130		6	47.364	199.6	56.732	146.3	32.033	175.6	2:16.129	
3	47.507	199.6	56.285	144.3	31.701	176.1	2:15.493		7	47.565	194.2	55.707	144.5	32.014	174.4	2:15.286	
4	47.349	196.3	56.817	147.1	32.075	175.0	2:16.241										
<b>78 PITCH</b>									<b>Lotus Elise S1</b>								
1	58.230	193.5	58.396	137.0	32.945	171.7	2:29.571		5	48.325	193.5	57.644	138.8	32.153	168.4	2:18.122	
2	47.851	191.8	57.545	139.8	31.912	170.6	2:17.308		6	47.480	190.8	57.150	140.2	32.368	167.4	2:16.998	
3	47.772	192.1	57.992	132.3	32.188	171.7	2:17.952		7	47.514	189.1	57.176	136.8	32.529	166.6	2:17.219	
4	48.233	192.5	57.510	138.4	32.717	170.8	2:18.460										
<b>79 BENNET</b>									<b>Lotus Elise S2 R</b>								
1	58.356	197.4	58.368	149.3	32.540	172.2	2:29.264		5	48.035	197.4	1:00.233	121.0	32.535	173.9	2:20.803	
2	47.565	196.0	57.281	137.4	32.077	174.1	2:16.923		6	47.881	194.9	57.155	142.8	32.259	171.9	2:17.295	
3	48.400	199.2	57.360	140.8	32.416	173.9	2:18.176		7	47.657	193.5	57.557	145.5	32.684	171.4	2:17.898	
4	48.690	196.3	57.657	147.5	32.818	176.1	2:19.165										
<b>82</b>									<b>Lotus Elise</b>								
1			2:02.757	143.8		166.4	2:36.796										
2			1:56.766	114.8			2:41.223	Pit									
<b>89 JONES</b>									<b>Lotus Elise S1</b>								
1	1:04.888	181.5	1:04.038	125.8	33.890	161.1	2:42.816		5	49.523	187.8	1:00.131	118.8	34.010	163.6	2:23.664	
2	52.147	188.4	1:01.882	118.4	34.637	163.3	2:28.666		6	49.592	189.8	59.936	113.3	33.932	163.3	2:23.460	
3	50.437	187.1	59.905	115.2	34.689	162.1	2:25.031		7	49.868	188.1	1:00.522	129.9	33.370	165.3	2:23.760	
4	50.954	184.6	1:00.917	115.6	33.662	165.8	2:25.533										
<b>91 V MAZZA</b>									<b>Lotus Elise S1</b>								
1	50.751	192.1	57.111	146.1	32.001	169.8	2:19.863		5	47.974	196.0	56.440	148.3	32.690	171.9	2:17.104	
2	47.772	192.5	57.655	146.3	32.108	171.4	2:17.535		6	47.215	197.8	57.461	150.6	32.092	172.2	2:16.768	
3	47.785	196.0	56.541	146.7	32.388	169.8	2:16.714		7	48.226	187.1	55.819	140.6	32.115	173.6	2:16.160	
4	47.591	193.8	56.487	149.1	32.029	171.9	2:16.107										



Circuit Length - 5.141 kilometres  
Silverstone GP  
Silverstone

Weather/Track: Sun/Dry

# Lotus Elise Trophy

## Race 2 - Sector Analysis Report

Lap S1 Time S1 Spd S2 Time S2 Spd S3 Time S3 Spd Lap Time Pit Lap S1 Time S1 Spd S2 Time S2 Spd S3 Time S3 Spd Lap Time Pit

**95**

Lotus Elise S2 R

1	50.479	188.4	56.761	150.8	32.286	170.8	2:19.526	5	47.695	192.8	56.418	146.5	32.011	171.9	2:16.124
2	47.964	187.1	57.471	150.4	32.057	172.2	2:17.492	6	47.726	195.2	56.556	147.1	32.032	173.0	2:16.314
3	48.057	192.1	56.406	144.7	32.107	172.2	2:16.570	7	48.396	195.6	55.750	146.3	31.941	175.6	2:16.087
4	47.834	191.4	56.437	145.7	32.176	172.5	2:16.447								

**97 DOLAN**

Lotus Elise S1

1	1:13.736	188.8	58.464	145.5	32.213	173.0	2:44.413	3	50.041	189.4	59.546	129.9	34.742	147.3	2:24.329
2	49.491	193.5	59.855	141.7	34.543	172.2	2:23.889								

**99 KNIGHT**

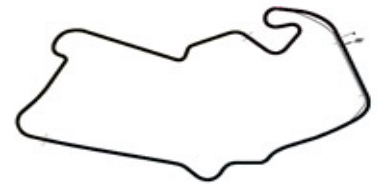
Lotus Elise S1

1	53.054	194.2	57.107	137.2	32.122	169.8	2:22.283	5	48.425	193.2	55.780	143.8	32.013	169.2	2:16.218
2	47.346	198.5	58.289	138.9	31.838	169.5	2:17.473	6	47.094	198.8	57.050	146.5	31.578	171.1	2:15.722
3	47.206	195.6	56.438	142.4	31.833	172.2	2:15.477	7	48.001	195.6	56.340	143.0	31.748	171.1	2:16.089
4	47.448	198.5	56.913	144.9	31.778	171.4	2:16.139								

**147 SHERWOOD**

Lotus Elise S1

1	1:07.004	171.7	1:03.524	118.2	34.186	153.1	2:44.714	5	50.591	183.6	1:01.775	135.8	33.916	156.9	2:26.282
2	51.879	183.6	1:05.388	112.3	34.682	157.8	2:31.949	6	50.515	183.6	1:00.467	135.5	33.660	160.0	2:24.642
3	50.856	183.0	1:00.206	131.5	33.375	158.8	2:24.437								
4	50.735	183.6	59.899	128.1	33.448	157.8	2:24.082								



Weather/Track: Sun/Dry

Circuit Length - 5.141 kilometres  
Sliverstone GP  
Sliverstone

Printed at 14:55, Saturday, 17 April, 2010

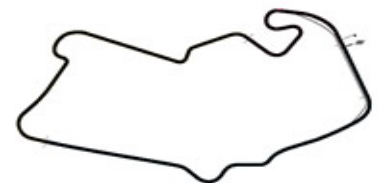
© MST Systems Ltd, 2005 (www.mstworld.com)

Page 7

# Lotus Elise Trophy

## Race 2 - Best Sector Speeds Report

SECTOR 1				SECTOR 2				SECTOR 3				
POS	NO	NAME	SPEED	LAP	NO	NAME	SPEED	LAP	NO	NAME	SPEED	LAP
1	31	NASH	201.4	3	34	PROCTOR	153.4	6	33	HILL	177.9	7
2	33	HILL	200.7	4	33	HILL	151.0	5	70	JEWELL	176.1	3
3	18	WILLIAMS	200.3	5	13	BARTLETT	150.8	6	79	BENNET	176.1	4
4	29	NOBLE	200.0	4	95	KIRBY Res	150.8	1	95	KIRBY Res	175.6	7
5	70	JEWELL	199.6	3	91	V MAZZA	150.6	6	5	SAVAGE	174.1	1
6	17	LIVSEY	199.2	6	18	WILLIAMS	150.2	6	17	LIVSEY	174.1	1
7	79	BENNET	199.2	3	44	MALT	150.2	7	18	WILLIAMS	174.1	1
8	99	KNIGHT	198.8	6	69	HARDING	150.2	1	91	V MAZZA	173.6	7
9	9	ROBERTS	198.5	5	56	ROWLAND	149.7	1	9	ROBERTS	173.0	2
10	45	DRIVER	198.5	5	31	NASH	149.3	1	97	DOLAN	173.0	1
11	91	V MAZZA	197.8	6	79	BENNET	149.3	1	34	PROCTOR	172.8	7
12	5	SAVAGE	197.0	1	41	KIRKBRIDE	148.3	3	62	CHATTERWAY	172.8	1
13	56	ROWLAND	197.0	6	39	DEACON	148.1	1	65	LAMASTER	172.8	2
14	30	CARR	196.7	7	4	AYRES	147.9	2	29	NOBLE	172.5	3
15	62	CHATTERWAY	196.7	4	47	HAY	147.9	2	30	CARR	172.5	4
16	69	HARDING	196.7	4	22	CANARD	147.3	1	31	NASH	172.2	2
17	67	KELL	196.0	5	62	CHATTERWAY	147.3	7	56	ROWLAND	172.2	4
18	95	KIRBY Res	195.6	7	23	BROAD	147.1	3	67	KELL	172.2	5
19	22	CANARD	195.2	2	70	JEWELL	147.1	4	99	KNIGHT	172.2	3
20	34	PROCTOR	194.9	2	5	SAVAGE	146.7	4	54	AUSTIN	171.7	2
21	13	BARTLETT	194.2	7	40	PHILLIPS	146.7	7	57	STOHERT	171.7	6
22	40	PHILLIPS	194.2	1	45	DRIVER	146.5	7	69	HARDING	171.7	2
23	55	GORDON	194.2	7	55	GORDON	146.5	3	78	PITCH	171.7	1
24	8	NEILLY	193.8	7	99	KNIGHT	146.5	6	4	AYRES	171.4	4
25	78	PITCH	193.5	1	29	NOBLE	146.1	7	45	DRIVER	171.4	4
26	97	DOLAN	193.5	2	63	BAKER	145.9	2	47	HAY	171.4	6
27	39	DEACON	193.2	2	97	DOLAN	145.5	1	25	HOWELL	171.1	6
28	54	AUSTIN	193.2	4	67	KELL	145.1	6	13	BARTLETT	170.8	6
29	57	STOHERT	193.2	6	59	HANNAM	144.9	2	40	PHILLIPS	170.8	1
30	41	KIRKBRIDE	192.8	1	17	LIVSEY	144.1	6	22	CANARD	170.3	1
31	47	HAY	192.8	7	8	NEILLY	144.0	6	41	KIRKBRIDE	170.3	1
32	4	AYRES	192.5	3	82	SKEGGS Res	143.8	1	32	BAILEY	170.0	3
33	44	MALT	192.1	2	65	LAMASTER	143.6	7	44	MALT	170.0	6
34	65	LAMASTER	192.1	3	16	HYLAND	143.0	6	23	BROAD	169.8	2
35	61	NAPIER	191.8	6	57	STOHERT	142.8	5	55	GORDON	169.8	1
36	23	BROAD	191.4	2	9	ROBERTS	141.1	3	39	DEACON	169.5	1
37	32	BAILEY	191.1	5	30	CARR	140.9	5	8	NEILLY	169.2	3
38	25	HOWELL	190.8	7	12	BAKER	140.8	7	63	BAKER	169.0	2
39	63	BAKER	190.1	1	32	BAILEY	140.6	6	59	HANNAM	168.4	5
40	89	JONES	189.8	6	78	PITCH	140.2	6	12	BAKER	166.4	5
41	12	BAKER	186.8	5	54	AUSTIN	139.8	1	82	SKEGGS Res	166.4	1
42	59	HANNAM	184.3	4	61	NAPIER	137.0	4	61	NAPIER	165.8	2
43	147	SHERWOOD	183.6	2	147	SHERWOOD	135.8	5	89	JONES	165.8	4
44	53	MAYHEW	178.2	2	25	HOWELL	135.1	7	147	SHERWOOD	160.0	6
45					89	JONES	129.9	7	53	MAYHEW	159.7	1



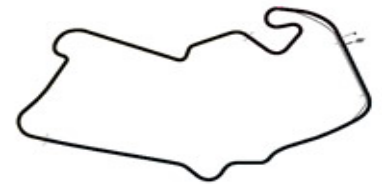
Circuit Length - 5.141 kilometres  
Sliverstone GP  
Sliverstone

Weather/Track: Sun/Dry

## Lotus Elise Trophy Race 2 - Best Sector Times Report

POS	SECTOR 1			SECTOR 2			SECTOR 3			IDEAL/BEST LAP COMPARISON					
	NO	TIME	LAP	NO	TIME	LAP	NO	TIME	LAP	NO	NAME	IDEAL	BEST	LAP	DIFF
1	33	46.614	6	33	55.323	7	99	31.578	6	33	HILL	2:13.602	2:13.963	7	+ 0.361
2	18	46.759	6	70	55.707	7	33	31.665	6	18	WILLIAMS	2:14.156	2:14.869	6	+ 0.713
3	99	47.094	6	18	55.730	7	18	31.667	5	99	KNIGHT	2:14.452	2:15.477	3	+ 1.025
4	34	47.199	6	95	55.750	7	41	31.700	2	70	JEWELL	2:14.757	2:15.286	7	+ 0.529
5	91	47.215	6	99	55.780	5	70	31.701	3	40	PHILLIPS	2:14.973	2:15.280	7	+ 0.307
6	40	47.234	7	91	55.819	7	40	31.706	6	91	V MAZZA	2:15.035	2:16.107	4	+ 1.072
7	31	47.270	2	56	56.011	7	62	31.761	5	95	KIRBY Res	2:15.386	2:16.087	7	+ 0.701
8	56	47.326	6	40	56.033	5	65	31.769	5	56	ROWLAND	2:15.497	2:16.230	7	+ 0.733
9	69	47.341	6	41	56.138	5	55	31.796	7	41	KIRKBRIDE	2:15.504	2:16.129	7	+ 0.625
10	70	47.349	4	69	56.318	7	47	31.875	6	69	HARDING	2:15.616	2:15.711	6	+ 0.095
11	45	47.473	7	65	56.333	7	78	31.912	2	65	LAMASTER	2:15.747	2:16.080	6	+ 0.333
12	78	47.480	6	62	56.478	6	95	31.941	7	62	CHATTERWA	2:15.859	2:16.163	6	+ 0.304
13	30	47.504	7	5	56.483	1	29	31.945	3	55	GORDON	2:15.976	2:17.051	3	+ 1.075
14	55	47.522	7	29	56.526	7	69	31.957	6	5	SAVAGE	2:16.125	2:17.747	2	+ 1.622
15	13	47.554	7	17	56.540	7	9	31.967	7	29	NOBLE	2:16.176	2:16.641	7	+ 0.465
16	79	47.565	2	55	56.658	6	4	31.980	2	17	LIVSEY	2:16.399	2:16.903	7	+ 0.504
17	4	47.582	6	47	56.774	3	17	31.989	3	9	ROBERTS	2:16.495	2:16.632	7	+ 0.137
18	5	47.586	2	9	56.779	1	91	32.001	1	78	PITCH	2:16.542	2:16.998	6	+ 0.456
19	62	47.620	7	32	56.835	7	5	32.056	2	45	DRIVER	2:16.594	2:17.581	3	+ 0.987
20	65	47.645	6	30	56.899	5	61	32.066	3	4	AYRES	2:16.645	2:17.649	4	+ 1.004
21	41	47.666	3	45	56.968	3	79	32.077	2	34	PROCTOR	2:16.696	2:17.054	7	+ 0.358
22	95	47.695	5	67	57.054	7	23	32.147	2	47	HAY	2:16.731	2:17.250	3	+ 0.519
23	29	47.705	4	34	57.062	7	45	32.153	1	79	BENNET	2:16.797	2:16.923	2	+ 0.126
24	44	47.724	5	54	57.074	1	67	32.155	2	30	CARR	2:16.960	2:18.062	3	+ 1.102
25	9	47.749	7	4	57.083	4	8	32.158	3	31	NASH	2:17.063	2:17.063	2	+ 0.000
26	17	47.870	4	78	57.150	6	56	32.160	7	32	BAILEY	2:17.070	2:17.915	2	+ 0.845
27	67	47.880	3	79	57.155	6	13	32.189	7	13	BARTLETT	2:17.085	2:17.085	7	+ 0.000
28	22	47.922	2	8	57.273	7	59	32.201	4	67	KELL	2:17.089	2:17.240	3	+ 0.151
29	23	47.929	2	13	57.342	7	97	32.213	1	8	NEILLY	2:17.420	2:17.686	7	+ 0.266
30	8	47.989	7	57	57.373	6	32	32.215	3	54	AUSTIN	2:17.466	2:18.063	2	+ 0.597
31	32	48.020	5	31	57.472	2	44	32.291	7	23	BROAD	2:17.809	2:17.873	2	+ 0.064
32	54	48.063	2	61	57.664	6	31	32.321	2	57	STOTHERT	2:18.145	2:18.474	6	+ 0.329
33	47	48.082	5	23	57.733	3	54	32.329	3	61	NAPIER	2:18.147	2:18.792	6	+ 0.645
34	57	48.141	7	59	57.821	3	22	32.344	2	22	CANARD	2:18.179	2:18.179	2	+ 0.000
35	61	48.417	5	22	57.913	2	34	32.435	7	44	MALT	2:18.189	2:18.667	7	+ 0.478
36	59	48.533	4	44	58.174	2	30	32.557	3	59	HANNAM	2:18.555	2:19.313	4	+ 0.758
37	39	48.853	2	63	58.258	7	12	32.567	6	63	BAKER	2:19.984	2:20.148	7	+ 0.164
38	63	49.038	3	97	58.464	1	57	32.631	3	97	DOLAN	2:20.168	2:23.889	2	+ 3.721
39	12	49.203	5	25	58.585	7	63	32.688	7	12	BAKER	2:20.673	2:20.960	7	+ 0.287
40	25	49.352	7	12	58.903	5	39	32.832	1	25	HOWELL	2:20.844	2:20.844	7	+ 0.000
41	97	49.491	2	39	59.232	1	25	32.907	7	39	DEACON	2:20.917	2:40.410	1	+ 19.49
42	89	49.523	5	147	59.899	4	89	33.370	7	89	JONES	2:22.798	2:23.460	6	+ 0.662
43	147	50.515	6	89	59.905	3	147	33.375	3	147	SHERWOOD	2:23.789	2:24.082	4	+ 0.293
44	53	54.055	6	53	1:04.565	6	53	35.052	4	53	MAYHEW	2:33.672	2:33.757	6	+ 0.085

'Perfect Lap' - 2:13.515



Circuit Length - 5.141 kilometres  
Sliverstone GP  
Sliverstone

Weather/Track: Sun/Dry

# Lotus Elise Trophy

## RACE 2 - LAP CHART

Lap 1			Lap 2			Lap 3			Lap 4			Lap 5		
No	Behind	Laptime	No	Behind	Laptime	No	Behind	Laptime	No	Behind	Laptime	No	Behind	Laptime
95		2:19.526	95		2:17.492	95		2:16.570	95		2:16.447	95		2:16.124
91	0.337	2:19.863	91	0.380	2:17.535	91	0.524	2:16.714	91	0.184	2:16.107	70	0.391	2:15.917
40	0.541	2:20.067	40	1.786	2:18.737	70	0.804	2:15.493	70	0.598	2:16.241	91	1.164	2:17.104
70	1.243	2:20.769	70	1.881	2:18.130	40	1.320	2:16.104	40	1.103	2:16.230	99	1.431	2:16.218
58	2.030	2:21.556	99	2.738	2:17.473	99	1.645	2:15.477	99	1.337	2:16.139	40	1.648	2:16.669
99	2.757	2:22.283	41	3.446	2:17.820	41	3.357	2:16.481	58	3.462	2:15.989	58	2.487	2:15.149
41	3.118	2:22.644	58	3.806	2:19.268	58	3.920	2:16.684	41	3.995	2:17.085	41	4.159	2:16.288
65	3.919	2:23.445	33	3.919	2:16.419	18	6.696	2:17.065	33	7.262	2:16.746	18	8.138	2:16.793
5	4.169	2:23.695	5	4.424	2:17.747	5	6.898	2:19.044	18	7.469	2:17.220	33	8.821	2:17.683
54	4.889	2:24.415	65	4.970	2:18.543	33	6.963	2:19.614	5	10.163	2:19.712	65	11.480	2:17.311
33	4.992	2:24.518	54	5.460	2:18.063	23	7.211	2:18.030	65	10.293	2:19.485	69	12.542	2:17.201
23	5.370	2:24.896	23	5.751	2:17.873	65	7.255	2:18.855	23	10.829	2:20.065	62	13.346	2:17.583
62	5.663	2:25.189	18	6.201	2:17.362	54	7.979	2:19.089	69	11.465	2:19.245	78	15.254	2:18.122
9	5.833	2:25.359	62	6.855	2:18.684	69	8.667	2:17.884	62	11.887	2:18.852	45	18.062	2:19.361
18	6.331	2:25.857	69	7.353	2:17.243	62	9.482	2:19.197	54	12.328	2:20.796	79	18.172	2:20.803
69	7.602	2:27.128	9	7.711	2:19.370	56	9.822	2:17.703	31	12.447	2:18.958	67	18.358	2:20.246
56	7.969	2:27.495	31	8.274	2:17.063	31	9.936	2:18.232	56	12.899	2:19.524	29	18.918	2:19.917
31	8.703	2:28.229	56	8.689	2:18.212	9	10.226	2:19.085	78	13.256	2:18.460	32	19.267	2:19.718
79	9.738	2:29.264	79	9.169	2:16.923	79	10.775	2:18.176	79	13.493	2:19.165	17	20.000	2:19.903
78	10.045	2:29.571	78	9.861	2:17.308	78	11.243	2:17.952	9	13.912	2:20.133	9	20.976	2:23.188
22	10.434	2:29.960	22	11.121	2:18.179	67	11.926	2:17.240	67	14.236	2:18.757	56	21.112	2:24.337
67	10.809	2:30.335	67	11.256	2:17.939	45	12.709	2:17.581	45	14.825	2:18.563	47	22.837	2:19.442
45	11.051	2:30.577	45	11.698	2:18.139	29	12.833	2:17.052	29	15.125	2:18.739	8	24.655	2:19.678
32	11.929	2:31.455	29	12.351	2:16.752	32	13.765	2:17.983	32	15.673	2:18.355	55	25.140	2:19.334
4	12.486	2:32.012	32	12.352	2:17.915	4	15.334	2:18.808	17	16.221	2:17.047	4	28.280	2:27.868
17	12.681	2:32.207	4	13.096	2:18.102	17	15.621	2:18.261	4	16.536	2:17.649	54	30.081	2:33.877P
29	13.091	2:32.617	17	13.930	2:18.741	47	18.227	2:17.250	47	19.519	2:17.739	44	30.653	2:21.140
47	14.800	2:34.326	8	17.275	2:19.769	8	19.631	2:18.926	8	21.101	2:17.917	34	31.155	2:20.333
8	14.998	2:34.524	47	17.547	2:20.239	55	21.266	2:17.051	55	21.930	2:17.111	13	31.567	2:21.588
13	15.508	2:35.034	44	19.382	2:20.940	44	22.647	2:19.835	44	25.637	2:19.437	59	32.481	2:20.365
44	15.934	2:35.460	13	19.683	2:21.667	13	23.661	2:20.548	13	26.103	2:18.889	30	38.001	2:21.438
55	16.286	2:35.812	55	20.785	2:21.991	34	24.939	2:19.711	34	26.946	2:18.454	57	38.457	2:22.345
63	17.006	2:36.532	59	21.403	2:21.225	59	25.374	2:20.541	59	28.240	2:19.313	61	38.526	2:21.669
82	17.270	2:36.796	34	21.798	2:20.859	30	28.948	2:18.062	57	32.236	2:18.993	63	43.861	2:21.834
59	17.670	2:37.196	57	25.919	2:24.079	57	29.690	2:20.341	30	32.687	2:20.186	25	51.372	2:23.364
34	18.431	2:37.957	30	27.456	2:25.182	61	30.354	2:18.944	61	32.981	2:19.074	12	51.716	2:21.213
16	19.198	2:38.724	61	27.980	2:25.864	63	33.026	2:21.039	63	38.151	2:21.572	16	54.579	2:20.717
57	19.332	2:38.858	63	28.557	2:29.043	25	37.202	2:22.821	25	44.132	2:23.377	89	59.551	2:23.664
61	19.608	2:39.134	25	30.951	2:27.476	97	39.043	2:24.329	12	46.627	2:22.721	147	1:05.305	2:26.282
30	19.766	2:39.292	97	31.284	2:23.889	12	40.353	2:23.216	16	49.986	2:22.755	53	1:55.070	2:39.610
39	20.884	2:40.410	12	33.707	2:27.433	89	42.925	2:25.031	89	52.011	2:25.533			
25	20.967	2:40.493	89	34.464	2:28.666	16	43.678	2:21.482	147	55.147	2:24.082			
89	23.290	2:42.816	16	38.766	2:37.060	147	47.512	2:24.437	53	1:31.584	2:34.947			
12	23.766	2:43.292	147	39.645	2:31.949	53	1:13.084	2:38.112						
97	24.887	2:44.413	82	41.001	2:41.223P									
147	25.188	2:44.714	53	51.542	2:36.935									
53	32.099	2:51.625	39	56.061	2:52.669P									

Weather/Track: Sun /Dry

**Lotus Elise Trophy  
RACE 2 - LAP CHART**

(contd.)

Lap 6			Lap 7			Lap 8			Lap 9			Lap 10		
No	Behind	Laptime	No	Behind	Laptime	No	Behind	Laptime	No	Behind	Laptime	No	Behind	Laptime
95		2:16.314												
70	0.206	2:16.129												
99	0.839	2:15.722												
91	1.618	2:16.768												
40	2.074	2:16.740												
58	3.206	2:17.033												
41	4.304	2:16.459												
33	6.785	2:14.278												
18	6.693	2:14.869												
65	11.246	2:16.080												
69	11.939	2:15.711												
62	13.195	2:16.163												
78	15.938	2:16.998												
79	19.153	2:17.295												
45	19.686	2:17.938												
67	20.699	2:18.655												
29	22.592	2:19.988												
17	22.863	2:19.177												
56	23.813	2:19.015												
47	23.992	2:17.469												
9	25.262	2:20.600												
55	25.940	2:17.114												
8	27.394	2:19.053												
4	30.751	2:18.785												
32	30.843	2:27.890												
34	32.942	2:18.101												
44	33.462	2:19.123												
13	34.143	2:18.890												
59	36.775	2:20.608												
30	39.890	2:18.203												
57	40.617	2:18.474												
61	41.004	2:18.792												
63	48.710	2:21.163												
12	56.683	2:21.281												
16	58.617	2:20.352												
25	58.812	2:23.754												
89	1:06.697	2:23.460												
147	1:13.633	2:24.642												
53	2:12.513	2:33.757												

# Lotus Elise Trophy

## GRID FOR RACE 5

ROW  
22  
ROW  
21  
ROW  
20  
ROW  
19  
ROW  
18  
ROW  
17  
ROW  
16  
ROW  
15  
ROW  
14  
ROW  
13  
ROW  
12  
ROW  
11  
ROW  
10  
ROW  
9  
ROW  
8  
ROW  
7  
ROW  
6  
ROW  
5  
ROW  
4  
ROW  
3  
ROW  
2  
ROW  
1

		16	HYLAND	
	82	SKEGGS		29
53	MAYHEW		28	PRICE
	147	SHERWOOD		89
25	HOWELL		59	HANNAM
	12	BAKER		13
63	BAKER		61	NAPIER
	57	STOTHERT		44
45	DRIVER		30	CARR
	34	PROCTOR		4
22	CANARD		55	GORDON
	8	McNEILLY		32
78	PITCH		17	LIVSEY
	47	HAY		31
67	KELL		39	DEACON
	56	ROWLAND		79
33	HILL		62	CHATTERWAY
	18	WILLIAMS		69
65	LAMASTER		58	BEWSEY
	40	PHILLIPS		91
70	JEWELL		54	AUSTIN
	41	KIRKBRIDE		9

POLE

Cars 5, 23, 95, 97, 99 will not take start

Weather/Track: Sun /Dry

These results are provisional until the conclusion of any judicial and technical matters.

Silverstone GP

Circuit Length = 5.1410 km.

Start: 09:30 End: 09:50

Clerk of the Course:

Timekeeper:

# Lotus Elise Trophy

## RACE 5 - CLASSIFICATION

POS	NO	CL	DRIVER	NAT	CAR	TIME	LAPS	GAP	KPH	BEST
1	70		Marcus JEWELL		Lotus Elise S2 R	20:19.796	9		136.20	2:13.862
2	91		Luigi V MAZZA		Lotus Elise S1	20:20.687	9	0.891	136.10	2:14.074
3	33		Russell HILL		Lotus Elise S1	20:28.007	9	8.211	135.28	2:14.363
4	40		Simon PHILLIPS		Lotus Elise S2	20:28.446	9	8.650	135.24	2:13.839
5	18		Steve WILLIAMS		Lotus Elise S1	20:29.837	9	10.041	135.08	2:13.928
6	69		Paul HARDING		Lotus Elise S1	20:37.501	9	17.705	134.25	2:14.993
7	41		Stuart KIRKBRIDE		Lotus Elise S1	20:38.411	9	18.615	134.15	2:15.231
8	9		Martin ROBERTS		Lotus Elise S2	20:39.833	9	20.037	133.99	2:15.924
9	31		Sean NASH		Lotus Elise S1	20:40.295	9	20.499	133.94	2:15.562
10	56		Stuart ROWLAND		Lotus Elise S1	20:42.544	9	22.748	133.70	2:16.710
11	45		Peter DRIVER		Lotus Elise S1	20:47.633	9	27.837	133.16	2:16.445
12	55		Andy GORDON		Lotus Elise S1	20:49.356	9	29.560	132.97	2:16.697
13	47		David HAY		Lotus Elise S2	20:50.401	9	30.605	132.86	2:15.768
14	79		Pat McBENNET		Lotus Elise S2 R	20:55.292	9	35.496	132.34	2:16.717
15	13		Matthew BARTLETT		Lotus Elise S1	20:57.178	9	37.382	132.15	2:16.553
16	82		David SKEGGS Res		Lotus Elise	20:58.453	9	38.657	132.01	2:15.750
17	4		Nigel AYRES		Lotus Elise S1	21:06.324	9	46.528	131.19	2:17.894
18	30		Dave CARR		Lotus Elise S1	21:07.421	9	47.625	131.08	2:17.185
19	34		James PROCTOR		Lotus Exige S2	21:08.384	9	48.588	130.98	2:17.064
20	44		Stu MALT		Lotus Elise S1	21:14.295	9	54.499	130.37	2:18.374
21	12		Chris BAKER		Lotus Elise S1	21:14.319	9	54.523	130.37	2:17.450
22	25		Tess HOWELL		Lotus Elise S2	21:18.632	9	58.836	129.93	2:18.539
23	57		Neil STOTHERT		Lotus Elise S1	21:22.044	9	1:02.248	129.58	2:19.367
24	63		Paul BAKER		Lotus Elise S1	21:23.093	9	1:03.297	129.48	2:19.144
25	8		Paul McNEILLY		Lotus Elise S1	21:25.247	9	1:05.451	129.26	2:18.660
26	61		Andrew NAPIER		Lotus Elise S1	21:29.547	9	1:09.751	128.83	2:19.293
27	62		Tom CHATTERWAY		Lotus Exige S2	21:38.016	9	1:18.220	127.99	2:18.033
28	59		Nigel HANNAM		Lotus Elise S1	21:48.618	9	1:28.822	126.95	2:20.882
29	89		Simon JONES		Lotus Elise S1	21:50.292	9	1:30.496	126.79	2:21.302
30	16		Ben HYLAND		Lotus Elise S1	21:51.499	9	1:31.703	126.67	2:21.944
31	147		Glenn SHERWOOD		Lotus Elise S1	22:06.662	9	1:46.866	125.22	2:22.220
32	53		Christopher MAYHEW		Lotus Elise S2	21:04.695	8	1 LAP	116.73	2:33.730

### NOT CLASSIFIED

39	Simon DEACON	Lotus Elise S1	16:10.141	7	D.N.F.	133.09	2:16.064
17	Neil LIVSEY	Lotus Elise S1	16:14.673	7	D.N.F.	132.47	2:16.808
67	Andrew KELL	Lotus Elise S2	16:43.714	7	D.N.F.	128.64	2:17.229
32	Eric BAILEY	Lotus Elise S1	11:55.610	5	D.N.F.	128.71	2:18.675
29	Greg NOBLE	Lotus Elise S1	7:16.787	3	D.N.F.	126.12	2:18.790
65	John LAMASTER	Lotus Elise S2	2:23.266	1	D.N.F.	126.16	2:23.266
78	Ben PITCH	Lotus Elise S1	2:25.014	1	D.N.F.	124.64	2:25.014
58	Adam BEWSEY	Lotus Elise S1	5:37.205	1	D.N.F.	53.60	

### FASTEST LAP

40	Simon PHILLIPS	Lotus Elise S2	2:13.839	9	138.28kph	85.92mph
----	----------------	----------------	----------	---	-----------	----------

Weather/Track: Sun /Dry

These results are provisional until the conclusion of any judicial and technical matters.

Silverstone GP

Circuit Length = 5.1410 km.

Start: 17:26 End: 17:46

Clerk of the Course:

Timekeeper:

# Lotus Elise Trophy

## Race 5 - Sector Analysis Report

Lap S1 Time S1 Spd S2 Time S2 Spd S3 Time S3 Spd Lap Time Pit Lap S1 Time S1 Spd S2 Time S2 Spd S3 Time S3 Spd Lap Time Pit

### 4 AYRES

1	58.571	190.4	57.997	147.5	32.353	167.7	2:28.921
2	48.578	187.5	58.564	137.7	32.562	165.8	2:19.704
3	49.614	189.1	57.582	139.7	32.506	166.9	2:19.702
4	48.498	187.5	58.935	139.7	32.439	170.6	2:19.872
5	47.820	189.8	57.217	147.3	32.857	167.7	2:17.894

### Lotus Elise S1

6	49.453	189.1	58.157	135.3	32.929	165.6	2:20.539
7	48.942	182.7	59.442	138.2	33.116	166.4	2:21.500
8	49.111	183.9	57.567	131.0	32.968	166.1	2:19.646
9	48.799	184.3	57.331	141.7	32.416	166.1	2:18.546

### 8 NEILLY

1	1:00.160	188.4	1:01.963	142.2	32.471	168.4	2:34.594
2	48.913	190.4	1:00.726	136.0	33.367	170.3	2:23.006
3	50.331	185.5	1:00.912	131.0	32.959	167.9	2:24.202
4	48.460	192.5	58.012	133.1	33.657	166.9	2:20.129
5	48.646	192.5	58.840	136.7	32.713	169.8	2:20.199

### Lotus Elise S1

6	48.033	193.8	58.389	138.8	33.217	170.0	2:19.639
7	48.946	190.8	58.457	136.1	32.723	167.9	2:20.126
8	48.634	189.8	56.932	134.6	33.094	168.2	2:18.660
9	48.323	191.4	57.288	136.8	39.081	162.4	2:24.692

### 9 ROBERTS

1	51.132	190.4	57.602	141.9	31.646	170.8	2:20.380
2	47.741	193.8	58.922	142.1	31.808	172.8	2:18.471
3	47.425	194.2	56.887	138.6	31.612	170.6	2:15.924
4	48.320	192.5	56.315	137.9	31.925	169.5	2:16.560
5	48.256	191.1	58.095	136.8	32.676	169.5	2:19.027

### Lotus Elise S2

6	48.546	191.8	58.235	137.2	31.866	172.5	2:18.647
7	47.791	196.3	56.010	138.4	32.136	170.8	2:15.937
8	47.879	194.5	57.850	133.8	32.128	168.2	2:17.857
9	47.695	192.5	57.519	139.3	31.816	169.8	2:17.030

### 12 BAKER

1	1:05.940	180.6	1:00.616	138.2	32.904	167.9	2:39.460
2	49.877	190.8	1:01.512	143.6	32.304	170.3	2:23.693
3	49.428	187.8	58.788	138.6	32.514	167.4	2:20.730
4	48.755	190.4	57.077	143.0	32.793	167.9	2:18.625
5	48.408	192.5	58.571	142.4	32.128	166.6	2:19.107

### Lotus Elise S1

6	48.212	193.5	57.276	145.1	31.962	167.4	2:17.450
7	48.617	188.4	57.321	139.1	32.132	167.1	2:18.070
8	48.403	188.1	56.993	144.5	32.373	169.0	2:17.769
9	48.425	191.4	57.678	153.1	33.312	168.7	2:19.415

### 13 BARTLETT

1	1:00.672	191.4	1:00.611	146.7	32.347	170.0	2:33.630
2	47.463	190.4	58.990	140.8	32.259	171.7	2:18.712
3	47.995	191.8	57.867	142.4	32.120	173.6	2:17.982
4	48.261	191.1	57.625	142.4	32.451	172.8	2:18.337
5	48.412	189.1	56.831	148.1	32.607	171.1	2:17.850

### Lotus Elise S1

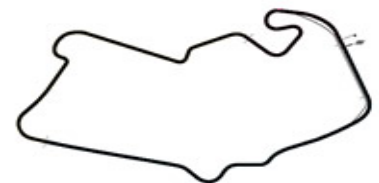
6	48.375	189.8	56.285	139.1	31.893	171.4	2:16.553
7	47.704	190.8	57.011	144.7	32.463	171.4	2:17.178
8	47.743	191.8	57.281	139.8	32.354	171.7	2:17.378
9	48.461	191.1	58.424	142.4	32.673	170.8	2:19.558

### 16 HYLAND

1		2:08.003	128.7		149.5	2:41.622
2		1:53.778	127.8		150.6	2:27.290
3		1:50.161	132.3		151.6	2:23.542
4		1:50.750	129.9		149.5	2:24.053
5		1:50.192	134.8		151.8	2:23.538

### Lotus Elise S1

6		1:49.923	141.1		152.3	2:23.740
7		1:49.466	142.8		151.8	2:23.380
8		1:49.308	134.6		152.3	2:22.390
9		1:48.989	135.8		149.7	2:21.944



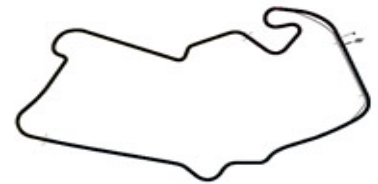
Circuit Length - 5.141 kilometres  
Silverstone GP  
Silverstone

Weather/Track: Sun/Dry

# Lotus Elise Trophy

## Race 5 - Sector Analysis Report

Lap	S1 Time	S1 Spd	S2 Time	S2 Spd	S3 Time	S3 Spd	Lap Time	Pit	Lap	S1 Time	S1 Spd	S2 Time	S2 Spd	S3 Time	S3 Spd	Lap Time	Pit
<b>17 LIVSEY</b>									<b>Lotus Elise S1</b>								
1	56.661	194.5	57.324	145.9	33.019	173.9	2:27.004		5	47.425	195.2	57.470	144.3	32.383	173.3	2:17.278	
2	48.372	194.5	58.861	137.9	32.765	170.8	2:19.998		6	47.216	197.4	56.832	144.3	32.760	172.2	2:16.808	
3	48.186	194.2	57.903	141.3	32.800	172.2	2:18.889		7	47.722	195.2	56.978	136.8	32.662	172.8	2:17.362	
4	47.540	194.5	56.964	141.3	32.830	174.1	2:17.334										
<b>18 WILLIAMS</b>									<b>Lotus Elise S1</b>								
1	53.174	198.5	57.417	142.4	32.375	170.3	2:22.966		6	48.262	194.9	56.906	148.7	31.889	169.0	2:17.057	
2	47.475	196.7	57.231	134.6	32.601	172.8	2:17.307		7	47.006	193.8	55.251	151.6	31.691	172.5	2:13.948	
3	48.285	196.3	57.371	149.7	32.288	172.5	2:17.944		8	46.717	195.6	55.773	138.8	31.782	173.0	2:14.272	
4	47.830	198.1	56.419	150.2	31.531	173.9	2:15.780		9	46.916	194.9	55.424	144.5	31.588	172.2	2:13.928	
5	46.679	197.0	57.172	135.1	32.784	172.5	2:16.635										
<b>25 HOWELL</b>									<b>Lotus Elise S2</b>								
1	1:01.582	191.4	1:01.863	136.5	32.873	171.9	2:36.318		6	48.948	191.8	58.532	123.8	33.023	171.7	2:20.503	
2	49.726	189.1	1:00.507	126.1	33.331	169.8	2:23.564		7	48.900	190.8	58.309	137.4	32.516	173.6	2:19.725	
3	49.521	190.8	59.070	132.1	32.626	173.3	2:21.217		8	48.950	189.1	57.624	131.7	32.906	173.3	2:19.480	
4	48.877	192.1	58.048	132.6	33.206	172.8	2:20.131		9	48.333	193.5	57.507	133.3	32.699	172.2	2:18.539	
5	48.570	191.8	57.862	130.9	32.723	170.6	2:19.155										
<b>29 NOBLE</b>									<b>Lotus Elise S1</b>								
1	1:02.597	188.4	1:01.761	141.1	32.957	168.2	2:37.315		3	49.288	192.1	57.460	140.2	32.042	171.4	2:18.790	
2	48.821	191.8	59.408	146.9	32.453	171.7	2:20.682										
<b>30 CARR</b>									<b>Lotus Elise S1</b>								
1	1:00.819	190.8	1:00.209	131.3	33.050	174.7	2:34.078		6	48.304	191.8	57.483	138.1	32.719	170.0	2:18.506	
2	47.584	196.3	59.047	134.4	32.200	173.0	2:18.831		7	48.148	194.2	57.831	140.0	32.437	171.7	2:18.416	
3	47.504	198.5	57.405	137.9	32.276	173.0	2:17.185		8	47.772	192.8	56.998	132.0	32.522	172.8	2:17.292	
4	47.255	197.4	58.055	139.7	32.208	172.8	2:17.518		9	47.885	195.2	57.712	136.0	32.678	173.3	2:18.275	
5	47.547	194.9	56.981	144.9	42.792	156.2	2:27.320										
<b>31 NASH</b>									<b>Lotus Elise S1</b>								
1	57.298	198.1	57.453	146.9	32.379	173.6	2:27.130		6	47.409	197.8	58.058	147.9	32.027	172.5	2:17.494	
2	47.876	194.9	58.096	141.1	31.864	172.2	2:17.836		7	47.238	199.6	57.313	147.7	32.106	172.8	2:16.657	
3	47.660	194.2	57.544	136.1	31.992	172.5	2:17.196		8	47.288	194.5	56.441	143.2	31.833	173.0	2:15.562	
4	47.564	195.2	56.373	146.1	32.391	172.5	2:16.328		9	47.173	196.7	56.896	144.1	31.973	173.3	2:16.042	
5	46.656	200.3	57.665	148.3	31.729	174.4	2:16.050										
<b>32 BAILEY</b>									<b>Lotus Elise S1</b>								
1	57.840	193.5	57.499	144.0	32.788	170.6	2:28.127		4	49.004	190.4	58.235	138.2	33.101	167.9	2:20.340	
2	55.915	162.6	1:00.509	136.8	32.648	169.0	2:29.072		5	48.465	190.8	57.040	137.9	33.170	167.4	2:18.675	
3	48.366	190.8	58.385	134.4	32.645	167.7	2:19.396										



Circuit Length - 5.141 kilometres  
Silverstone GP  
Silverstone

Weather/Track: Sun/Dry

# Lotus Elise Trophy

## Race 5 - Sector Analysis Report

Lap S1 Time S1 Spd S2 Time S2 Spd S3 Time S3 Spd Lap Time Pit Lap S1 Time S1 Spd S2 Time S2 Spd S3 Time S3 Spd Lap Time Pit

### 33 HILL

1	54.581	198.5	56.457	139.7	32.437	176.4	2:23.475
2	48.295	197.4	56.507	142.1	32.347	175.6	2:17.149
3	48.009	198.8	57.111	147.9	32.126	175.3	2:17.246
4	47.499	194.9	56.046	146.5	31.638	175.3	2:15.183
5	46.683	200.0	56.064	152.3	31.616	174.7	2:14.363

### Lotus Elise S1

6	47.124	193.5	56.139	145.5	32.238	174.1	2:15.501
7	46.897	194.2	56.455	150.6	31.846	174.7	2:15.198
8	47.124	193.8	56.027	150.4	32.028	170.3	2:15.179
9	46.834	193.2	55.804	153.1	32.075	174.1	2:14.713

### 34 PROCTOR

1	1:00.078	190.4	1:00.278	144.0	33.491	170.8	2:33.847
2	48.565	192.8	1:01.330	134.3	32.679	170.8	2:22.574
3	48.246	188.4	1:00.424	126.1	32.642	172.8	2:21.312
4	48.163	196.0	59.444	137.0	32.775	171.7	2:20.382
5	47.693	193.8	57.626	134.4	32.995	171.7	2:18.314

### Lotus Exige S2

6	48.274	188.8	56.906	132.3	32.427	172.8	2:17.607
7	47.662	193.5	58.318	143.0	32.925	171.7	2:18.905
8	47.483	193.8	56.933	132.5	32.648	172.5	2:17.064
9	47.370	193.8	58.560	134.3	32.449	172.2	2:18.379

### 39 DEACON

1	56.914	191.4	57.438	149.1	32.206	171.7	2:26.558
2	47.435	194.9	58.026	147.3	32.042	172.8	2:17.503
3	47.671	190.1	56.935	146.5	31.861	172.2	2:16.467
4	47.427	194.2	57.027	144.3	32.087	170.8	2:16.541

### Lotus Elise S1

5	47.351	192.5	56.618	141.9	32.095	171.1	2:16.064
6	47.250	196.0	57.568	141.7	32.004	171.9	2:16.822
7	47.596	194.5	56.833	142.6	35.757	158.8	2:20.186

### 40 PHILLIPS

1	51.974	191.8	57.392	138.8	33.796	166.4	2:23.162
2	48.030	189.8	56.820	142.8	32.780	169.5	2:17.630
3	48.627	190.1	57.145	145.7	31.951	171.1	2:17.723
4	48.020	192.1	56.710	146.5	31.450	170.3	2:16.180
5	47.058	189.4	56.483	130.4	32.259	168.7	2:15.800

### Lotus Elise S2

6	47.567	188.8	55.771	139.7	31.638	168.2	2:14.976
7	47.386	189.8	55.364	139.1	31.773	167.4	2:14.523
8	47.281	188.8	55.612	140.8	31.720	168.7	2:14.613
9	47.066	189.8	55.329	145.5	31.444	170.0	2:13.839

### 41 KIRKBRIDE

1	50.521	186.8	57.480	146.3	32.018	166.6	2:20.019
2	47.971	188.1	59.330	140.0	32.674	167.4	2:19.975
3	50.280	193.8	57.297	150.6	31.901	169.0	2:19.478
4	47.464	193.5	57.425	146.3	32.053	169.5	2:16.942
5	47.575	191.1	56.396	144.7	32.045	168.7	2:16.016

### Lotus Elise S1

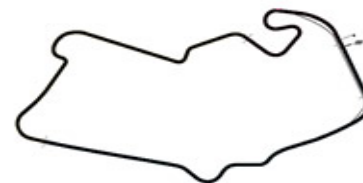
6	47.802	192.5	57.376	146.7	32.104	168.4	2:17.282
7	47.585	194.2	56.754	150.4	31.930	169.2	2:16.269
8	47.041	194.5	58.013	141.7	32.145	170.3	2:17.199
9	47.702	192.5	55.939	147.7	31.590	167.9	2:15.231

### 44 MALT

1	1:02.654	188.8	59.799	145.5	32.964	167.7	2:35.417
2	48.865	191.4	1:00.603	140.4	32.914	168.2	2:22.382
3	49.478	187.1	1:00.709	139.5	32.454	168.4	2:22.641
4	48.646	189.8	57.538	146.1	32.785	167.7	2:18.969
5	48.732	191.4	57.938	146.5	32.221	169.0	2:18.891

### Lotus Elise S1

6	48.478	187.1	57.689	143.8	32.836	167.7	2:19.003
7	48.304	187.1	57.674	145.9	32.396	169.2	2:18.374
8	48.425	186.8	58.129	145.3	32.491	166.6	2:19.045
9	48.416	188.8	57.701	151.6	33.456	166.6	2:19.573



Circuit Length - 5.141 kilometres  
Silverstone GP  
Silverstone

Weather/Track: Sun/Dry

Printed at 17:52, Saturday, 17 April, 2010

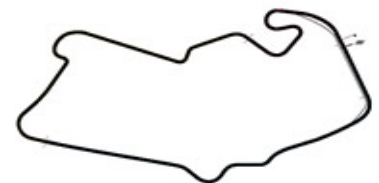
© MST Systems Ltd, 2005 (www.mstworld.com)

Page 3

# Lotus Elise Trophy

## Race 5 - Sector Analysis Report

Lap	S1 Time	S1 Spd	S2 Time	S2 Spd	S3 Time	S3 Spd	Lap Time	Pit	Lap	S1 Time	S1 Spd	S2 Time	S2 Spd	S3 Time	S3 Spd	Lap Time	Pit	
<b>45 DRIVER</b>									<b>Lotus Elise S1</b>									
1	58.995	194.9	58.375	143.8	32.351	170.3	2:29.721		6	47.656	191.8	56.985	144.3	31.980	170.6	2:16.621		
2	48.249	189.8	58.960	142.2	32.264	170.8	2:19.473		7	47.926	193.2	57.425	146.1	32.164	169.2	2:17.515		
3	48.261	189.4	56.631	140.8	31.960	173.3	2:16.852		8	48.097	188.8	56.599	146.1	32.232	170.3	2:16.928		
4	47.769	193.5	56.695	149.1	32.260	170.8	2:16.724		9	47.893	188.4	57.050	140.4	32.411	168.4	2:17.354		
5	47.448	191.4	56.770	140.2	32.227	170.8	2:16.445											
<b>47 HAY</b>									<b>Lotus Elise S2</b>									
1	58.709	190.8	59.106	151.0	32.589	167.9	2:30.404		6	47.636	192.1	57.067	137.5	31.800	170.8	2:16.503		
2	48.342	188.4	59.504	136.8	32.378	166.6	2:20.224		7	48.672	188.4	56.921	143.2	31.737	171.1	2:17.330		
3	47.967	190.4	57.914	145.5	32.283	169.0	2:18.164		8	47.691	193.8	56.431	127.2	32.158	171.7	2:16.280		
4	48.074	189.4	56.775	140.8	32.130	169.2	2:16.979		9	48.565	187.5	58.174	136.1	32.010	168.7	2:18.749		
5	47.587	188.8	56.439	139.5	31.742	170.3	2:15.768											
<b>53 MAYHEW</b>									<b>Lotus Elise S2</b>									
1	1:08.178	171.1	1:06.383	120.5	35.774	157.4	2:50.335		6	54.093	172.8	1:05.347	118.0	36.925	133.1	2:36.365		
2	55.178	173.0	1:07.857	119.4	35.871	156.7	2:38.906		7	54.991	151.0	1:06.490	120.2	35.876	138.8	2:37.357		
3	54.129	170.8	1:05.952	118.5	35.933	155.1	2:36.014		8	54.766	175.0	1:05.478	119.2	34.686	156.5	2:34.930		
4	54.938	171.7	1:05.832	118.4	36.288	156.2	2:37.058											
5	53.787	175.0	1:04.800	120.1	35.143	158.3	2:33.730											
<b>55 GORDON</b>									<b>Lotus Elise S1</b>									
1							2:28.337		6								2:16.828	
2							2:20.143		7								2:16.697	
3							2:18.327		8								2:16.987	
4							2:17.085		9								2:17.852	
5							2:17.100											
<b>56 ROWLAND</b>									<b>Lotus Elise S1</b>									
1	55.398	191.1	56.723	138.4	32.403	171.9	2:24.524		6	47.331	194.2	58.304	148.9	31.770	170.0	2:17.405		
2	48.365	194.2	57.509	150.0	31.749	170.6	2:17.623		7	47.602	191.8	57.136	152.7	32.009	169.8	2:16.747		
3	48.220	197.8	57.699	152.9	32.183	171.9	2:18.102		8	47.960	196.3	56.647	148.3	32.339	170.8	2:16.946		
4	47.403	194.2	57.833	148.9	31.878	172.5	2:17.114		9	47.522	191.4	57.676	148.3	32.175	170.3	2:17.373		
5	47.486	196.3	57.438	150.4	31.786	171.7	2:16.710											
<b>57 STOTHERT</b>									<b>Lotus Elise S1</b>									
1	1:02.580	191.4	1:02.328	142.2	33.617	168.7	2:38.525		6	48.456	192.1	57.887	135.3	33.024	171.4	2:19.367		
2	49.961	189.4	1:00.976	132.0	32.949	168.4	2:23.886		7	49.173	192.8	58.838	139.7	32.693	161.9	2:20.704		
3	48.773	192.1	59.533	138.1	33.029	169.8	2:21.335		8	48.328	192.8	58.288	142.2	32.894	171.9	2:19.510		
4	50.069	191.8	57.415	141.1	32.347	171.7	2:19.831		9	48.656	194.9	57.664	144.3	33.062	162.8	2:19.382		
5	49.055	191.4	58.010	138.4	32.439	172.2	2:19.504											



Circuit Length - 5.141 kilometres  
Silverstone GP  
Silverstone

Weather/Track: Sun/Dry

# Lotus Elise Trophy

## Race 5 - Sector Analysis Report

Lap S1 Time S1 Spd S2 Time S2 Spd S3 Time S3 Spd Lap Time Pit Lap S1 Time S1 Spd S2 Time S2 Spd S3 Time S3 Spd Lap Time Pit

### 58 BEWSEY

### Lotus Elise S1

1						5:37.205	Pit												
---	--	--	--	--	--	----------	-----	--	--	--	--	--	--	--	--	--	--	--	--

### 59 HANNAM

### Lotus Elise S1

1	1:05.275	180.6	1:00.417	142.4	33.553	165.8	2:39.245	6	49.600	175.8	58.341	134.6	33.191	167.4	2:21.132
2	49.590	185.8	1:01.383	143.0	32.695	167.9	2:23.668	7	49.894	182.7	58.870	142.6	33.051	164.8	2:21.815
3	1:00.854	148.7	1:01.315	134.6	33.399	163.1	2:35.568	8	50.483	181.5	58.378	139.1	32.982	163.8	2:21.843
4	50.624	178.8	59.956	134.3	32.838	164.6	2:23.418	9	49.622	180.3	58.426	140.4	32.834	160.2	2:20.882
5	49.252	183.0	59.369	136.8	32.426	166.9	2:21.047								

### 61 NAPIER

### Lotus Elise S1

1	1:03.687	190.8	1:01.794	136.3	32.819	165.1	2:38.300	6	48.384	191.4	57.999	138.6	33.232	165.1	2:19.615
2	49.235	191.4	1:01.168	134.4	32.394	165.1	2:22.797	7	48.973	186.8	58.464	136.8	32.576	167.4	2:20.013
3	49.266	192.5	59.295	130.1	33.198	164.3	2:21.759	8	48.671	189.1	58.700	135.3	32.554	164.6	2:19.925
4	48.360	191.8	58.009	136.7	32.924	164.3	2:19.293	9	48.336	191.4	57.220	144.0	41.943	162.8	2:27.499
5	50.007	189.4	57.757	137.2	32.582	167.4	2:20.346								

### 62 CHATTERWAY

### Lotus Exige S2

1	1:27.323	175.3	59.453	131.0	32.274	171.1	2:59.050	6	48.729	189.4	59.115	140.2	32.312	170.3	2:20.156
2	48.995	190.4	1:02.088	121.6	32.993	170.6	2:24.076	7	48.720	188.4	56.941	141.9	32.373	169.0	2:18.034
3	49.650	186.8	58.653	145.9	32.860	170.6	2:21.163	8	48.821	189.4	57.229	140.8	33.004	168.4	2:19.054
4	49.092	189.8	57.561	144.0	32.296	171.9	2:18.949	9	48.939	188.4	57.216	132.3	33.346	166.4	2:19.501
5	48.276	194.9	57.682	144.0	32.075	173.0	2:18.033								

### 63 BAKER

### Lotus Elise S1

1	1:02.456	186.8	1:01.326	142.1	33.414	167.9	2:37.196	6	48.278	189.4	58.479	138.2	33.365	169.5	2:20.122
2	49.699	189.8	1:00.824	138.2	33.170	167.1	2:23.693	7	48.682	186.8	58.422	144.5	33.028	168.2	2:20.132
3	48.948	190.4	59.278	134.8	33.581	168.4	2:21.807	8	48.909	184.9	58.563	141.5	33.121	167.4	2:20.593
4	47.966	193.2	57.958	144.5	33.220	168.2	2:19.144	9	49.033	187.8	58.913	144.3	32.888	167.4	2:20.834
5	48.522	189.8	58.366	142.1	32.684	168.4	2:19.572								

### 65 LAMASTER

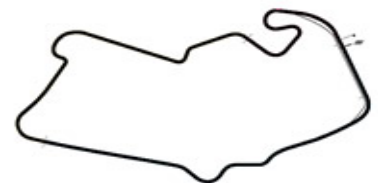
### Lotus Elise S2

1	53.001	194.2	57.418	133.3	32.847	172.5	2:23.266								
---	--------	-------	--------	-------	--------	-------	----------	--	--	--	--	--	--	--	--

### 67 KELL

### Lotus Elise S2

1	56.017	191.4	57.327	142.4	32.447	170.0	2:25.791	5	48.441	190.8	56.648	142.4	32.140	169.0	2:17.229
2	48.081	196.0	57.907	144.5	32.181	169.5	2:18.169	6	48.310	190.8	56.811	145.1	32.245	168.4	2:17.366
3	48.959	194.5	57.949	138.9	32.288	170.3	2:19.196	7	48.533	191.8	57.880	146.5	1:02.165		2:48.578 Pit
4	48.055	190.1	57.139	135.8	32.191	169.2	2:17.385								



Circuit Length - 5.141 kilometres  
Silverstone GP  
Silverstone

Weather/Track: Sun/Dry

Printed at 17:52, Saturday, 17 April, 2010

© MST Systems Ltd, 2005 (www.mstworld.com)

Page 5

# Lotus Elise Trophy

## Race 5 - Sector Analysis Report

Lap S1 Time S1 Spd S2 Time S2 Spd S3 Time S3 Spd Lap Time Pit Lap S1 Time S1 Spd S2 Time S2 Spd S3 Time S3 Spd Lap Time Pit

### 69 HARDING

1	52.728	191.8	57.058	133.4	32.846	170.6	2:22.632
2	47.474	190.4	57.385	142.6	32.669	171.4	2:17.528
3	48.131	188.8	57.211	150.8	32.041	169.5	2:17.383
4	48.439	191.8	57.800	147.5	32.069	170.6	2:18.308
5	47.284	191.1	56.369	148.3	32.114	170.6	2:15.767

### Lotus Elise S1

6	47.865	195.6	56.965	148.9	32.256	170.8	2:17.086
7	47.316	192.5	55.665	146.7	32.012	169.8	2:14.993
8	47.897	189.8	57.304	138.4	32.026	169.2	2:17.227
9	48.042	188.1	56.337	143.6	32.198	167.9	2:16.577

### 70 JEWELL

1	51.631	192.8	57.418	140.2	32.108	175.8	2:21.157
2	47.094	199.6	56.031	137.2	32.018	175.0	2:15.143
3	47.478	192.1	56.434	141.3	31.924	174.7	2:15.836
4	47.486	193.2	55.706	143.6	31.857	175.0	2:15.049
5	47.525	195.2	55.762	146.3	31.738	174.1	2:15.025

### Lotus Elise S2 R

6	47.107	193.2	55.668	147.1	31.795	174.1	2:14.570
7	46.987	194.2	55.366	144.5	31.932	174.7	2:14.285
8	46.960	194.2	55.539	149.5	32.370	174.7	2:14.869
9	47.032	194.2	55.147	146.9	31.683	175.6	2:13.862

### 78 PITCH

1	56.085	193.2	56.653	142.6	32.276	171.1	2:25.014
---	--------	-------	--------	-------	--------	-------	----------

### Lotus Elise S1

### 79 BENNET

1	1:00.201	193.5	59.614	143.6	32.298	173.3	2:32.113
2	47.834	192.5	59.483	139.8	32.098	173.9	2:19.415
3	47.805	196.7	57.420	150.8	32.404	175.8	2:17.629
4	47.738	194.5	59.007	147.1	32.389	175.3	2:19.134
5	47.634	194.2	56.359	144.0	33.248	171.7	2:17.241

### Lotus Elise S2 R

6	47.352	193.2	57.202	141.9	32.163	172.2	2:16.717
7	47.481	193.5	57.748	141.3	32.479	172.2	2:17.708
8	47.666	192.1	57.302	144.9	32.500	173.6	2:17.468
9	48.210	192.8	57.458	141.9	32.199	171.9	2:17.867

### 82

1		2:03.983	141.9	169.8	2:37.038
2		1:49.653	133.0	168.4	2:22.614
3		1:46.158	135.0	169.2	2:18.382
4		1:46.456	137.9	167.9	2:18.649
5		1:43.778	139.5	166.1	2:15.945

### Lotus Elise

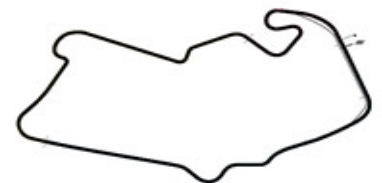
6		1:43.883	141.9	168.4	2:15.750
7		1:45.554	145.1	167.7	2:17.737
8		1:44.224	136.5	168.7	2:16.105
9		1:44.454	145.5	170.0	2:16.233

### 89 JONES

1	1:06.560	186.2	1:01.558	123.0	34.327	166.1	2:42.445
2	50.053	190.4	1:01.147	121.3	34.186	165.3	2:25.386
3	50.352	183.9	1:00.709	123.0	34.566	167.4	2:25.627
4	49.705	190.1	1:00.412	126.3	33.689	164.1	2:23.806
5	49.555	190.1	59.424	127.3	33.893	163.8	2:22.872

### Lotus Elise S1

6	49.348	187.1	1:00.305	130.1	34.058	166.1	2:23.711
7	49.727	188.1	59.124	134.3	33.566	169.0	2:22.417
8	50.835	186.8	58.417	129.9	33.474	165.8	2:22.726
9	49.172	188.1	58.359	123.9	33.771	162.8	2:21.302



Weather/Track: Sun/Dry

Circuit Length - 5.141 kilometres  
Silverstone GP  
Silverstone

# Lotus Elise Trophy

## Race 5 - Sector Analysis Report

Lap S1 Time S1 Spd S2 Time S2 Spd S3 Time S3 Spd Lap Time Pit Lap S1 Time S1 Spd S2 Time S2 Spd S3 Time S3 Spd Lap Time Pit

### 91 V MAZZA

1	51.820	190.4	57.435	129.1	32.688	171.7	2:21.943
2	46.985	194.2	57.600	143.0	31.821	171.1	2:16.406
3	47.433	186.2	55.746	143.0	31.775	170.3	2:14.954
4	47.034	192.1	56.006	142.4	31.576	170.3	2:14.616
5	46.974	196.7	56.501	139.3	31.703	170.0	2:15.178

### Lotus Elise S1

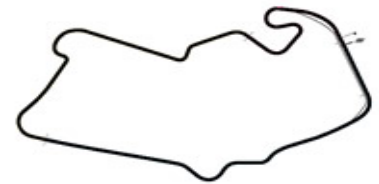
6	46.774	191.1	56.136	145.7	31.772	170.0	2:14.682
7	46.966	190.1	55.323	140.0	31.788	169.8	2:14.077
8	46.666	193.5	55.301	150.6	32.790	169.8	2:14.757
9	46.954	190.1	55.255	144.9	31.865	163.6	2:14.074

### 147 SHERWOOD

1	1:07.106	176.7	1:01.885	123.8	34.097	159.0	2:43.088
2	51.466	182.7	1:04.133	129.9	33.617	160.0	2:29.216
3	52.663	172.2	1:05.585	128.8	34.713	162.4	2:32.961
4	51.020	182.4	1:00.013	135.3	32.997	160.7	2:24.030
5	50.684	182.4	59.813	134.8	33.108	161.6	2:23.605

### Lotus Elise S1

6	50.602	180.6	1:00.145	133.1	33.051	161.9	2:23.798
7	50.397	183.0	58.927	134.8	33.185	160.7	2:22.509
8	53.103	179.4	59.035	137.0	33.097	162.1	2:25.235
9	50.166	182.1	59.129	137.2	32.925	163.8	2:22.220

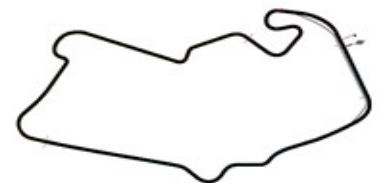


Weather/Track: Sun/Dry

Circuit Length - 5.141 kilometres  
Sliverstone GP  
Sliverstone

## Lotus Elise Trophy Race 5 - Best Sector Speeds Report

SECTOR 1					SECTOR 2				SECTOR 3			
POS	NO	NAME	SPEED	LAP	NO	NAME	SPEED	LAP	NO	NAME	SPEED	LAP
1	31	NASH	200.3	5	12	BAKER	153.1	9	33	HILL	176.4	1
2	33	HILL	200.0	5	33	HILL	153.1	9	70	JEWELL	175.8	1
3	70	JEWELL	199.6	2	56	ROWLAND	152.9	3	79	BENNET	175.8	3
4	18	WILLIAMS	198.5	1	18	WILLIAMS	151.6	7	30	CARR	174.7	1
5	30	CARR	198.5	3	44	MALT	151.6	9	31	NASH	174.4	5
6	56	ROWLAND	197.8	3	47	HAY	151.0	1	17	LIVSEY	174.1	4
7	17	LIVSEY	197.4	6	69	HARDING	150.8	3	18	WILLIAMS	173.9	4
8	79	BENNET	196.7	3	79	BENNET	150.8	3	13	BARTLETT	173.6	3
9	91	V MAZZA	196.7	5	41	KIRKBRIDE	150.6	3	25	HOWELL	173.6	7
10	9	ROBERTS	196.3	7	91	V MAZZA	150.6	8	45	DRIVER	173.3	3
11	34	PROCTOR	196.0	4	70	JEWELL	149.5	8	62	CHATTERWAY	173.0	5
12	39	DEACON	196.0	6	39	DEACON	149.1	1	9	ROBERTS	172.8	2
13	67	KELL	196.0	2	45	DRIVER	149.1	4	34	PROCTOR	172.8	3
14	69	HARDING	195.6	6	31	NASH	148.3	5	39	DEACON	172.8	2
15	45	DRIVER	194.9	1	13	BARTLETT	148.1	5	56	ROWLAND	172.5	4
16	57	STOTHERT	194.9	9	4	AYRES	147.5	1	65	LAMASTER	172.5	1
17	62	CHATTERWAY	194.9	5	29	NOBLE	146.9	2	57	STOTHERT	172.2	5
18	41	KIRKBRIDE	194.5	8	40	PHILLIPS	146.5	4	29	NOBLE	171.7	2
19	65	LAMASTER	194.2	1	67	KELL	146.5	7	47	HAY	171.7	8
20	8	NEILLY	193.8	6	17	LIVSEY	145.9	1	91	V MAZZA	171.7	1
21	47	HAY	193.8	8	62	CHATTERWAY	145.9	3	69	HARDING	171.4	2
22	12	BAKER	193.5	6	82	SKEGGS Res	145.5	9	40	PHILLIPS	171.1	3
23	25	HOWELL	193.5	9	30	CARR	144.9	5	78	PITCH	171.1	1
24	32	BAILEY	193.5	1	63	BAKER	144.5	4	4	AYRES	170.6	4
25	63	BAKER	193.2	4	57	STOTHERT	144.3	9	32	BAILEY	170.6	1
26	78	PITCH	193.2	1	32	BAILEY	144.0	1	8	NEILLY	170.3	2
27	61	NAPIER	192.5	3	34	PROCTOR	144.0	1	12	BAKER	170.3	2
28	29	NOBLE	192.1	3	61	NAPIER	144.0	9	41	KIRKBRIDE	170.3	8
29	40	PHILLIPS	192.1	4	59	HANNAM	143.0	2	67	KELL	170.3	3
30	13	BARTLETT	191.8	3	16	HYLAND	142.8	7	82	SKEGGS Res	170.0	9
31	44	MALT	191.4	2	78	PITCH	142.6	1	63	BAKER	169.5	6
32	4	AYRES	190.4	1	8	NEILLY	142.2	1	44	MALT	169.2	7
33	89	JONES	190.4	2	9	ROBERTS	142.1	2	89	JONES	169.0	7
34	59	HANNAM	185.8	2	25	HOWELL	137.4	7	59	HANNAM	167.9	2
35	147	SHERWOOD	183.0	7	147	SHERWOOD	137.2	9	61	NAPIER	167.4	5
36	53	MAYHEW	175.0	5	89	JONES	134.3	7	147	SHERWOOD	163.8	9
37					65	LAMASTER	133.3	1	53	MAYHEW	158.3	5
38					53	MAYHEW	120.5	1	16	HYLAND	152.3	6



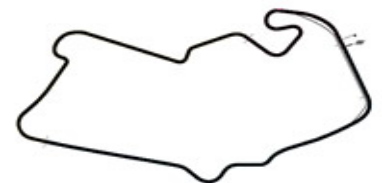
Weather/Track: Sun/Dry

Circuit Length - 5.141 kilometres  
Silverstone GP  
Silverstone

## Lotus Elise Trophy Race 5 - Best Sector Times Report

POS	SECTOR 1			SECTOR 2			SECTOR 3			IDEAL/BEST LAP COMPARISON					
	NO	TIME	LAP	NO	TIME	LAP	NO	TIME	LAP	NO	NAME	IDEAL	BEST	LAP	DIFF
1	31	46.656	5	70	55.147	9	40	31.444	9	18	WILLIAMS	2:13.461	2:13.928	9	+ 0.467
2	91	46.666	8	18	55.251	7	18	31.531	4	91	V MAZZA	2:13.497	2:14.074	9	+ 0.577
3	18	46.679	5	91	55.255	9	91	31.576	4	70	JEWELL	2:13.790	2:13.862	9	+ 0.072
4	33	46.683	5	40	55.329	9	41	31.590	9	40	PHILLIPS	2:13.831	2:13.839	9	+ 0.008
5	70	46.960	8	69	55.665	7	9	31.612	3	33	HILL	2:14.103	2:14.363	5	+ 0.260
6	41	47.041	8	33	55.804	9	33	31.616	5	41	KIRKBRIDE	2:14.570	2:15.231	9	+ 0.661
7	40	47.058	5	41	55.939	9	70	31.683	9	31	NASH	2:14.758	2:15.562	8	+ 0.804
8	17	47.216	6	9	56.010	7	31	31.729	5	69	HARDING	2:14.961	2:14.993	7	+ 0.032
9	39	47.250	6	13	56.285	6	47	31.737	7	9	ROBERTS	2:15.047	2:15.924	3	+ 0.877
10	30	47.255	4	79	56.359	5	56	31.749	2	13	BARTLETT	2:15.641	2:16.553	6	+ 0.912
11	69	47.284	5	31	56.373	4	39	31.861	3	56	ROWLAND	2:15.727	2:16.710	5	+ 0.983
12	56	47.331	6	47	56.431	8	13	31.893	6	39	DEACON	2:15.729	2:16.064	5	+ 0.335
13	79	47.352	6	45	56.599	8	45	31.960	3	47	HAY	2:15.755	2:15.768	5	+ 0.013
14	34	47.370	9	39	56.618	5	12	31.962	6	79	BENNET	2:15.809	2:16.717	6	+ 0.908
15	9	47.425	3	56	56.647	8	69	32.012	7	45	DRIVER	2:16.007	2:16.445	5	+ 0.438
16	45	47.448	5	67	56.648	5	29	32.042	3	17	LIVSEY	2:16.431	2:16.808	6	+ 0.377
17	13	47.463	2	78	56.653	1	62	32.075	5	30	CARR	2:16.436	2:17.185	3	+ 0.749
18	47	47.587	5	17	56.832	6	79	32.098	2	34	PROCTOR	2:16.703	2:17.064	8	+ 0.361
19	4	47.820	5	34	56.906	6	67	32.140	5	67	KELL	2:16.843	2:17.229	5	+ 0.386
20	63	47.966	4	8	56.932	8	30	32.200	2	12	BAKER	2:17.167	2:17.450	6	+ 0.283
21	8	48.033	6	62	56.941	7	44	32.221	5	62	CHATTERWA	2:17.292	2:18.033	5	+ 0.741
22	67	48.055	4	30	56.981	5	78	32.276	1	4	AYRES	2:17.390	2:17.894	5	+ 0.504
23	12	48.212	6	12	56.993	8	57	32.347	4	8	NEILLY	2:17.436	2:18.660	8	+ 1.224
24	62	48.276	5	32	57.040	5	4	32.353	1	61	NAPIER	2:17.950	2:19.293	4	+ 1.343
25	44	48.304	7	4	57.217	5	17	32.383	5	32	BAILEY	2:18.051	2:18.675	5	+ 0.624
26	57	48.328	8	61	57.220	9	61	32.394	2	44	MALT	2:18.063	2:18.374	7	+ 0.311
27	25	48.333	9	57	57.415	4	59	32.426	5	57	STOTHERT	2:18.090	2:19.367	6	+ 1.277
28	61	48.336	9	65	57.418	1	34	32.427	6	29	NOBLE	2:18.323	2:18.790	3	+ 0.467
29	32	48.366	3	29	57.460	3	8	32.471	1	25	HOWELL	2:18.356	2:18.539	9	+ 0.183
30	29	48.821	2	25	57.507	9	25	32.516	7	63	BAKER	2:18.608	2:19.144	4	+ 0.536
31	89	49.172	9	44	57.538	4	32	32.645	3	59	HANNAM	2:20.019	2:20.882	9	+ 0.863
32	59	49.252	5	63	57.958	4	63	32.684	5	89	JONES	2:21.005	2:21.302	9	+ 0.297
33	147	50.166	9	59	58.341	6	65	32.847	1	147	SHERWOOD	2:22.018	2:22.220	9	+ 0.202
34	65	53.001	1	89	58.359	9	147	32.925	9	65	LAMASTER	2:23.266	2:23.266	1	+ 0.000
35	53	53.787	5	147	58.927	7	89	33.474	8	78	PITCH	2:25.014	2:25.014	1	+ 0.000
36	78	56.085	1	53	1:04.800	5	53	34.686	8	53	MAYHEW	2:33.273	2:33.730	5	+ 0.457

'Perfect Lap' - 2:13.247



Circuit Length - 5.141 kilometres  
Sliverstone GP  
Sliverstone

Weather/Track: Sun/Dry

# Lotus Elise Trophy

## RACE 5 - LAP CHART

Lap 1			Lap 2			Lap 3			Lap 4			Lap 5		
No	Behind	Laptime	No	Behind	Laptime	No	Behind	Laptime	No	Behind	Laptime	No	Behind	Laptime
41		2:20.019	70		2:15.143	70		2:15.836	70		2:15.049	70		2:15.025
9	0.361	2:20.380	91	2.049	2:16.406	91	1.167	2:14.954	91	0.734	2:14.616	91	0.887	2:15.178
70	1.138	2:21.157	9	2.551	2:18.471	9	2.639	2:15.924	9	4.150	2:16.560	33	5.206	2:14.363
91	1.924	2:21.943	41	3.694	2:19.975	69	5.407	2:17.383	33	5.868	2:15.183	9	8.152	2:19.027
69	2.613	2:22.632	69	3.860	2:17.528	33	5.734	2:17.246	18	6.812	2:15.780	40	8.285	2:15.800
18	2.947	2:22.966	18	3.973	2:17.307	18	6.081	2:17.944	40	7.510	2:16.180	18	8.422	2:16.635
40	3.143	2:23.162	33	4.324	2:17.149	40	6.379	2:17.723	69	8.666	2:18.308	69	9.408	2:15.767
33	3.456	2:23.475	40	4.492	2:17.630	41	7.336	2:19.478	41	9.229	2:16.942	41	10.220	2:16.016
65	3.247	2:23.266	56	5.847	2:17.623	56	8.113	2:18.102	39	9.884	2:16.541	39	10.923	2:16.064
56	4.505	2:24.524	67	7.660	2:18.169	39	8.392	2:16.467	56	10.178	2:17.114	56	11.863	2:16.710
78	4.995	2:25.014	39	7.761	2:17.503	31	10.026	2:17.196	31	11.305	2:16.328	31	12.330	2:16.050
67	5.772	2:25.791	31	8.666	2:17.836	67	11.020	2:19.196	67	13.356	2:17.385	67	15.560	2:17.229
39	6.539	2:26.558	17	10.702	2:19.998	17	13.755	2:18.889	45	15.585	2:16.724	45	17.005	2:16.445
17	6.985	2:27.004	55	12.180	2:20.143	45	13.910	2:16.852	17	16.040	2:17.334	17	18.293	2:17.278
31	7.111	2:27.130	4	12.325	2:19.704	55	14.671	2:18.327	55	16.707	2:17.085	55	18.782	2:17.100
32	8.108	2:28.127	45	12.894	2:19.473	4	16.191	2:19.702	47	18.586	2:16.979	47	19.329	2:15.768
55	8.318	2:28.337	47	14.328	2:20.224	47	16.656	2:18.164	30	20.427	2:17.518	79	23.322	2:17.241
4	8.902	2:28.921	79	15.228	2:19.415	79	17.021	2:17.629	4	21.014	2:19.872	4	23.883	2:17.894
45	9.702	2:29.721	13	16.042	2:18.712	30	17.958	2:17.185	79	21.106	2:19.134	13	24.301	2:17.850
47	10.385	2:30.404	30	16.609	2:18.831	13	18.188	2:17.982	13	21.476	2:18.337	82	30.418	2:15.945
79	12.094	2:32.113	34	20.121	2:22.574	32	24.459	2:19.396	82	29.498	2:18.649	30	32.722	2:27.320
13	13.611	2:33.630	32	20.899	2:29.072	29	24.651	2:18.790	32	29.750	2:20.340	32	33.400	2:18.675
34	13.828	2:33.847	8	21.300	2:23.006	34	25.597	2:21.312	34	30.930	2:20.382	34	34.219	2:18.314
30	14.059	2:34.078	44	21.499	2:22.382	82	25.898	2:18.382	44	32.224	2:18.969	44	36.090	2:18.891
8	14.575	2:34.594	29	21.697	2:20.682	44	28.304	2:22.641	25	34.045	2:20.131	25	38.175	2:19.155
44	15.398	2:35.417	82	23.352	2:22.614	25	28.963	2:21.217	63	34.655	2:19.144	63	39.202	2:19.572
25	16.299	2:36.318	25	23.582	2:23.564	8	29.666	2:24.202	8	34.746	2:20.129	12	39.405	2:19.107
82	17.019	2:37.038	63	24.589	2:23.693	63	30.560	2:21.807	61	34.964	2:19.293	8	39.920	2:20.199
63	17.177	2:37.196	61	24.797	2:22.797	61	30.720	2:21.759	12	35.323	2:18.625	61	40.285	2:20.346
29	17.296	2:37.315	57	26.111	2:23.886	57	31.610	2:21.335	57	36.392	2:19.831	57	40.871	2:19.504
61	18.281	2:38.300	59	26.613	2:23.668	12	31.747	2:20.730	16	49.322	2:24.053	16	57.835	2:23.538
57	18.506	2:38.525	12	26.853	2:23.693	16	40.318	2:23.542	89	50.079	2:23.806	89	57.926	2:22.872
59	19.226	2:39.245	89	31.531	2:25.386	89	41.322	2:25.627	59	54.714	2:23.418	62	59.061	2:18.033
12	19.441	2:39.460	16	32.612	2:27.290	59	46.345	2:35.568	62	56.053	2:18.949	59	1:00.736	2:21.047
16	21.603	2:41.622	147	36.004	2:29.216	62	52.153	2:21.163	147	1:02.110	2:24.030	147	1:10.690	2:23.605
89	22.426	2:42.445	62	46.826	2:24.076	147	53.129	2:32.961	53	1:35.128	2:37.058	53	1:53.833	2:33.730
147	23.069	2:43.088	53	52.941	2:38.906	53	1:13.119	2:36.014						
53	30.316	2:50.335	58	1 LAP	5:37.205P									
62	39.031	2:59.050												

Weather/Track: Sun /Dry

www.mstworld.com

Page 1 of 2

Silverstone GP  
Circuit Length = 5.1410 km.  
Start: 17:26 End: 17:46

Printed - 17:53 Saturday, 17 April 2010

# Lotus Elise Trophy

## RACE 5 - LAP CHART

(contd.)

Lap 6			Lap 7			Lap 8			Lap 9			Lap 10		
No	Behind	Laptime	No	Behind	Laptime	No	Behind	Laptime	No	Behind	Laptime	No	Behind	Laptime
70		2:14.570	70		2:14.285	70		2:14.869	70		2:13.862			
91	0.999	2:14.682	91	0.791	2:14.077	91	0.679	2:14.757	91	0.891	2:14.074			
33	6.137	2:15.501	53	1 LAP	2:36.365	33	7.360	2:15.179	33	8.211	2:14.713			
40	8.691	2:14.976	33	7.050	2:15.198	40	8.673	2:14.613	40	8.650	2:13.839			
18	10.909	2:17.057	40	8.929	2:14.523	18	9.975	2:14.272	18	10.041	2:13.928			
69	11.924	2:17.086	18	10.572	2:13.948	69	14.990	2:17.227	69	17.705	2:16.577			
9	12.229	2:18.647	69	12.632	2:14.993	9	16.869	2:17.857	41	18.615	2:15.231			
41	12.932	2:17.282	9	13.881	2:15.937	41	17.246	2:17.199	9	20.037	2:17.030			
39	13.175	2:16.822	41	14.916	2:16.269	31	18.319	2:15.562	31	20.499	2:16.042			
56	14.698	2:17.405	56	17.160	2:16.747	56	19.237	2:16.946	56	22.748	2:17.373			
31	15.254	2:17.494	31	17.626	2:16.657	53	1 LAP	2:37.357	45	27.837	2:17.354			
67	18.356	2:17.366	39	19.076	2:20.186	45	24.345	2:16.928	55	29.560	2:17.852			
45	19.056	2:16.621	45	22.286	2:17.515	55	25.570	2:16.987	47	30.605	2:18.749			
17	20.531	2:16.808	55	23.452	2:16.697	47	25.718	2:16.280	79	35.496	2:17.867			
55	21.040	2:16.828	17	23.608	2:17.362	79	31.491	2:17.468	13	37.382	2:19.558			
47	21.262	2:16.503	47	24.307	2:17.330	13	31.686	2:17.378	82	38.657	2:16.233			
79	25.469	2:16.717	79	28.892	2:17.708	82	36.286	2:16.105	53	1 LAP	2:34.930			
13	26.284	2:16.553	13	29.177	2:17.178	4	41.844	2:19.646	4	46.528	2:18.546			
4	29.852	2:20.539	82	35.050	2:17.737	30	43.212	2:17.292	30	47.625	2:18.275			
82	31.598	2:15.750	4	37.067	2:21.500	34	44.071	2:17.064	34	48.588	2:18.379			
30	36.658	2:18.506	30	40.789	2:18.416	44	48.788	2:19.045	44	54.499	2:19.573			
34	37.256	2:17.607	34	41.876	2:18.905	12	48.970	2:17.769	12	54.523	2:19.415			
44	40.523	2:19.003	44	44.612	2:18.374	25	54.159	2:19.480	25	58.836	2:18.539			
12	42.285	2:17.450	12	46.070	2:18.070	8	54.621	2:18.660	57	1:02.248	2:19.382			
25	44.108	2:20.503	25	49.548	2:19.725	61	56.114	2:19.925	63	1:03.297	2:20.834			
63	44.754	2:20.122	63	50.601	2:20.132	63	56.325	2:20.593	8	1:05.451	2:24.692			
8	44.989	2:19.639	8	50.830	2:20.126	57	56.728	2:19.510	61	1:09.751	2:27.499			
61	45.330	2:19.615	61	51.058	2:20.013	62	1:12.581	2:19.054	62	1:18.220	2:19.501			
57	45.668	2:19.367	57	52.087	2:20.704	59	1:21.802	2:21.843	59	1:28.822	2:20.882			
62	1:04.647	2:20.156	67	52.649	2:48.578P	89	1:23.056	2:22.726	89	1:30.496	2:21.302			
16	1:07.005	2:23.740	62	1:08.396	2:18.034	16	1:23.621	2:22.390	16	1:31.703	2:21.944			
89	1:07.067	2:23.711	59	1:14.828	2:21.815	147	1:38.508	2:25.235	147	1:46.866	2:22.220			
59	1:07.298	2:21.132	89	1:15.199	2:22.417									
147	1:19.918	2:23.798	16	1:16.100	2:23.380									
			147	1:28.142	2:22.509									

Weather/Track: Sun /Dry

www.mstworld.com

Page 2 of 2

Silverstone GP  
Circuit Length = 5.1410 km.  
Start: 17:26 End: 17:46

Printed - 17:53 Saturday, 17 April 2010