

Lotus on Track Elise Trophy

QUALIFYING - GROUP A - CLASSIFICATION

POS	NO	CL	NAME	ENTRY	TIME	ON	LAPS	GAP	DIFF	MPH
1	3	A	Martin DONNELLY	Lotus Elise S1	54.472	6	7			79.21
2	33	A	Michael EDWARDS	Lotus Elise S1	54.638	18	20	0.166	0.166	78.97
3	18	A	Steve WILLIAMS	Lotus Elise S1	54.731	16	19	0.259	0.093	78.84
4	65	A	John LAMASTER	Lotus Elise S2	55.184	8	19	0.712	0.453	78.19
5	9	A	Martin ROBERTS	Lotus Elise S2	55.282	8	21	0.810	0.098	78.05
6	70	A	Marcus JEWELL	Lotus Elise S2 R	55.289	20	20	0.817	0.007	78.04
7	58	A	Adam BEWSEY	Lotus Elise S1	55.381	6	13	0.909	0.092	77.91
8	97	A	Andy DOLAN	Lotus Elise S1	55.398	21	21	0.926	0.017	77.89
9	54	A	Rob AUSTIN	Lotus Elise S1	55.400	12	17	0.928	0.002	77.88
10	91	A	Luigi Valentine MAZZA	Lotus Elise S1	55.481	15	20	1.009	0.081	77.77
11	22	A	Donald CANARD	Lotus Elise S1	55.682	18	21	1.210	0.201	77.49
12	14	A	Hans BAUMHARDT	Lotus Elise S2	55.765	7	21	1.293	0.083	77.37
13	93	INV	Vitthal CHAUHAN	Lotus Elise S1	55.811	8	10	1.339	0.046	77.31
14	45	A	Peter DRIVER	Lotus Elise S1	56.259	3	20	1.787	0.448	76.69
15	59	A	Nigel HANNAM	Lotus Elise S1	56.286	7	20	1.814	0.027	76.66
16	29	A	Greg NOBLE	Lotus Elise S1	56.555	12	12	2.083	0.269	76.29
17	57	A	Neil STOTHERT	Lotus Elise S1	56.844	19	19	2.372	0.289	75.91
18	2	A	Simon DEACON	Lotus Elise S1	56.894	16	16	2.422	0.050	75.84
19	27	INV	Steven GROVE	Lotus Elise S1 (NA Honda)	56.905	17	20	2.433	0.011	75.82
20	55	A	Andy GORDON	Lotus Elise S1	56.936	4	13	2.464	0.031	75.78
21	8	A	Paul McNEILLY	Lotus Elise S1	57.089	20	20	2.617	0.153	75.58
22	34	A	James PROCTOR	Lotus Exige S2	57.126	19	20	2.654	0.037	75.53
23	40	A	Neil LIVESEY	Lotus Elise S1	58.037	11	14	3.565	0.911	74.34
24	63	A	Paul BAKER	Lotus Elise S1	58.440	5	20	3.968	0.403	73.83
25	147	INV	Glen SHERWOOD	Exige S	58.456	18	19	3.984	0.016	73.81
26	7	INV	Cliff FOX	Lotus Elise S1 (NA Honda)	58.930	9	11	4.458	0.474	73.22

Weather / Track : Bright / Dry

These results are provisional until the conclusion of any judicial and technical matters.

Brands Hatch Indy
Circuit Length = 1.1986 miles
Start: 10:55 End: 11:16

Clerk of Course :		Timekeeper :
-------------------	--	--------------

Lotus on Track Elise Trophy

QUALIFYING - GROUP A - LAP ANALYSIS

2	Simon DEACON						A	Lotus Elise S1					
1 -	1:10.583	+ 13.689	10:56:38.197	9 -	1:00.520	+ 3.626	11:04:28.758						
2 -	1:00.378	+ 3.484	10:57:38.575	10 -	1:00.662	+ 3.768	11:05:29.420						
3 -	58.512	+ 1.618	10:58:37.087	11 -	1:03.027	+ 6.133	11:06:32.447						
4 -	57.992	+ 1.098	10:59:35.079	12 -	57.673	+ 0.779	11:07:30.120						
5 -	57.706	+ 0.812	11:00:32.785	13 -	57.217	+ 0.323	11:08:27.337						
6 -	58.507	+ 1.613	11:01:31.292	14 -	57.718	+ 0.824	11:09:25.055						
7 -	57.950	+ 1.056	11:02:29.242	15 -	57.100	+ 0.206	11:10:22.155						
8 -	58.996	+ 2.102	11:03:28.238	16 -	56.894		11:11:19.049						
3	Martin DONNELLY						A	Lotus Elise S1					
1 -	1:12.545	+ 18.073	10:56:30.965	5 -	54.655	+ 0.183	11:00:10.646						
2 -	55.394	+ 0.922	10:57:26.359	6 -	54.472		11:01:05.118						
3 -	54.943	+ 0.471	10:58:21.302	7 -	1:04.153	+ 9.681	11:02:09.271						
4 -	54.689	+ 0.217	10:59:15.991										
7	Cliff FOX						INV	Lotus Elise S1 (NA Honda)					
1 -	1:12.236	+ 13.306	10:58:21.156	7 -	1:00.241	+ 1.311	11:06:25.611						
2 -	1:02.334	+ 3.404	10:59:23.490	8 -	1:00.280	+ 1.350	11:07:25.891						
3 -	1:04.716	+ 5.786	11:00:28.206	9 -	58.930		11:08:24.821						
4 -	1:03.561	+ 4.631	11:01:31.767	10 -	1:00.998	+ 2.068	11:09:25.819						
5 -	2:47.539 P	+ 1:48.609	11:04:19.306	11 -	59.868	+ 0.938	11:10:25.687						
6 -	1:06.064	+ 7.134	11:05:25.370										
8	Paul McNEILLY						A	Lotus Elise S1					
1 -	1:09.413	+ 12.324	10:56:49.320	11 -	1:24.955	+ 27.866	11:07:06.948						
2 -	1:00.451	+ 3.362	10:57:49.771	12 -	1:01.233	+ 4.144	11:08:08.181						
3 -	59.342	+ 2.253	10:58:49.113	13 -	58.442	+ 1.353	11:09:06.623						
4 -	59.113	+ 2.024	10:59:48.226	14 -	58.232	+ 1.143	11:10:04.855						
5 -	58.149	+ 1.060	11:00:46.375	15 -	57.468	+ 0.379	11:11:02.323						
6 -	57.867	+ 0.778	11:01:44.242	16 -	57.945	+ 0.856	11:12:00.268						
7 -	57.478	+ 0.389	11:02:41.720	17 -	59.108	+ 2.019	11:12:59.376						
8 -	59.357	+ 2.268	11:03:41.077	18 -	57.806	+ 0.717	11:13:57.182						
9 -	59.173	+ 2.084	11:04:40.250	19 -	57.193	+ 0.104	11:14:54.375						
10 -	1:01.743	+ 4.654	11:05:41.993	20 -	57.089		11:15:51.464						
9	Martin ROBERTS						A	Lotus Elise S2					
1 -	1:04.230	+ 8.948	10:56:10.758	12 -	1:01.756	+ 6.474	11:06:47.372						
2 -	57.123	+ 1.841	10:57:07.881	13 -	59.643	+ 4.361	11:07:47.015						
3 -	56.160	+ 0.878	10:58:04.041	14 -	1:00.872	+ 5.590	11:08:47.887						
4 -	56.279	+ 0.997	10:59:00.320	15 -	56.590	+ 1.308	11:09:44.477						
5 -	58.637	+ 3.355	10:59:58.957	16 -	56.119	+ 0.837	11:10:40.596						
6 -	55.811	+ 0.529	11:00:54.768	17 -	56.096	+ 0.814	11:11:36.692						
7 -	55.763	+ 0.481	11:01:50.531	18 -	57.615	+ 2.333	11:12:34.307						
8 -	55.282		11:02:45.813	19 -	55.973	+ 0.691	11:13:30.280						
9 -	1:00.844	+ 5.562	11:03:46.657	20 -	55.778	+ 0.496	11:14:26.058						
10 -	1:00.141	+ 4.859	11:04:46.798	21 -	55.982	+ 0.700	11:15:22.040						
11 -	58.818	+ 3.536	11:05:45.616										
14	Hans BAUMHARDT						A	Lotus Elise S2					
1 -	1:03.326	+ 7.561	10:56:11.770	12 -	57.501	+ 1.736	11:06:39.108						
2 -	57.493	+ 1.728	10:57:09.263	13 -	57.310	+ 1.545	11:07:36.418						
3 -	56.200	+ 0.435	10:58:05.463	14 -	58.245	+ 2.480	11:08:34.663						
4 -	56.580	+ 0.815	10:59:02.043	15 -	57.387	+ 1.622	11:09:32.050						
5 -	57.974	+ 2.209	11:00:00.017	16 -	56.532	+ 0.767	11:10:28.582						
6 -	56.337	+ 0.572	11:00:56.354	17 -	57.432	+ 1.667	11:11:26.014						
7 -	55.765		11:01:52.119	18 -	56.210	+ 0.445	11:12:22.224						
8 -	55.905	+ 0.140	11:02:48.024	19 -	56.251	+ 0.486	11:13:18.475						
9 -	58.695	+ 2.930	11:03:46.719	20 -	56.703	+ 0.938	11:14:15.178						
10 -	57.074	+ 1.309	11:04:43.793	21 -	59.025	+ 3.260	11:15:14.203						
11 -	57.814	+ 2.049	11:05:41.607										

Brands Hatch Indy
 Circuit Length = 1.1986 miles
 Start: 10:55 End: 11:16

Weather / Track : Bright / Dry

Lotus on Track Elise Trophy

QUALIFYING - GROUP A - LAP ANALYSIS

18	Steve WILLIAMS		A Lotus Elise S1				
1 -	1:10.810	+ 16.079	10:57:17.342	11 -	1:04.487	+ 9.756	11:06:47.080
2 -	57.476	+ 2.745	10:58:14.818	12 -	55.950	+ 1.219	11:07:43.030
3 -	55.779	+ 1.048	10:59:10.597	13 -	55.256	+ 0.525	11:08:38.286
4 -	55.376	+ 0.645	11:00:05.973	14 -	55.249	+ 0.518	11:09:33.535
5 -	55.759	+ 1.028	11:01:01.732	15 -	59.463	+ 4.732	11:10:32.998
6 -	55.223	+ 0.492	11:01:56.955	16 -	54.731		11:11:27.729
7 -	56.847	+ 2.116	11:02:53.802	17 -	57.124	+ 2.393	11:12:24.853
8 -	56.652	+ 1.921	11:03:50.454	18 -	55.041	+ 0.310	11:13:19.894
9 -	56.256	+ 1.525	11:04:46.710	19 -	55.339	+ 0.608	11:14:15.233
10 -	55.883	+ 1.152	11:05:42.593				
22	Donald CANARD		A Lotus Elise S1				
1 -	1:11.862	+ 16.180	10:56:32.797	12 -	59.780	+ 4.098	11:07:05.207
2 -	56.987	+ 1.305	10:57:29.784	13 -	56.909	+ 1.227	11:08:02.116
3 -	55.900	+ 0.218	10:58:25.684	14 -	55.834	+ 0.152	11:08:57.950
4 -	57.049	+ 1.367	10:59:22.733	15 -	56.208	+ 0.526	11:09:54.158
5 -	55.797	+ 0.115	11:00:18.530	16 -	57.024	+ 1.342	11:10:51.182
6 -	56.004	+ 0.322	11:01:14.534	17 -	55.960	+ 0.278	11:11:47.142
7 -	58.671	+ 2.989	11:02:13.205	18 -	55.682		11:12:42.824
8 -	59.298	+ 3.616	11:03:12.503	19 -	56.370	+ 0.688	11:13:39.194
9 -	57.620	+ 1.938	11:04:10.123	20 -	56.910	+ 1.228	11:14:36.104
10 -	57.574	+ 1.892	11:05:07.697	21 -	55.723	+ 0.041	11:15:31.827
11 -	57.730	+ 2.048	11:06:05.427				
27	Steven GROVE		INV Lotus Elise S1 (NA Honda)				
1 -	1:12.658	+ 15.753	10:56:56.112	11 -	57.869	+ 0.964	11:06:52.538
2 -	1:02.590	+ 5.685	10:57:58.702	12 -	57.496	+ 0.591	11:07:50.034
3 -	1:00.131	+ 3.226	10:58:58.833	13 -	59.297	+ 2.392	11:08:49.331
4 -	1:03.262	+ 6.357	11:00:02.095	14 -	1:00.237	+ 3.332	11:09:49.568
5 -	1:01.100	+ 4.195	11:01:03.195	15 -	57.833	+ 0.928	11:10:47.401
6 -	58.942	+ 2.037	11:02:02.137	16 -	57.708	+ 0.803	11:11:45.109
7 -	57.908	+ 1.003	11:03:00.045	17 -	56.905		11:12:42.014
8 -	57.987	+ 1.082	11:03:58.032	18 -	58.474	+ 1.569	11:13:40.488
9 -	58.048	+ 1.143	11:04:56.080	19 -	56.946	+ 0.041	11:14:37.434
10 -	58.589	+ 1.684	11:05:54.669	20 -	57.253	+ 0.348	11:15:34.687
29	Greg NOBLE		A Lotus Elise S1				
1 -	1:11.341	+ 14.786	10:56:37.189	7 -	59.878	+ 3.323	11:02:24.058
2 -	59.688	+ 3.133	10:57:36.877	8 -	3:12.949 P	+ 2:16.394	11:05:37.007
3 -	56.849	+ 0.294	10:58:33.726	9 -	1:01.057	+ 4.502	11:06:38.064
4 -	56.611	+ 0.056	10:59:30.337	10 -	56.808	+ 0.253	11:07:34.872
5 -	56.631	+ 0.076	11:00:26.968	11 -	56.578	+ 0.023	11:08:31.450
6 -	57.212	+ 0.657	11:01:24.180	12 -	56.555		11:09:28.005
33	Michael EDWARDS		A Lotus Elise S1				
1 -	1:05.605	+ 10.967	10:57:36.143	11 -	55.590	+ 0.952	11:06:57.455
2 -	55.918	+ 1.280	10:58:32.061	12 -	55.310	+ 0.672	11:07:52.765
3 -	54.900	+ 0.262	10:59:26.961	13 -	55.920	+ 1.282	11:08:48.685
4 -	57.944	+ 3.306	11:00:24.905	14 -	1:02.540	+ 7.902	11:09:51.225
5 -	55.400	+ 0.762	11:01:20.305	15 -	55.939	+ 1.301	11:10:47.164
6 -	55.628	+ 0.990	11:02:15.933	16 -	55.488	+ 0.850	11:11:42.652
7 -	56.448	+ 1.810	11:03:12.381	17 -	54.713	+ 0.075	11:12:37.365
8 -	56.762	+ 2.124	11:04:09.143	18 -	54.638		11:13:32.003
9 -	56.429	+ 1.791	11:05:05.572	19 -	55.108	+ 0.470	11:14:27.111
10 -	56.293	+ 1.655	11:06:01.865	20 -	55.209	+ 0.571	11:15:22.320
34	James PROCTOR		A Lotus Exige S2				
1 -	1:12.094	+ 14.968	10:56:41.137	11 -	58.122	+ 0.996	11:06:35.371
2 -	1:01.934	+ 4.808	10:57:43.071	12 -	57.924	+ 0.798	11:07:33.295
3 -	1:00.140	+ 3.014	10:58:43.211	13 -	57.444	+ 0.318	11:08:30.739
4 -	59.110	+ 1.984	10:59:42.321	14 -	1:00.041	+ 2.915	11:09:30.780
5 -	59.215	+ 2.089	11:00:41.536	15 -	57.335	+ 0.209	11:10:28.115
6 -	57.354	+ 0.228	11:01:38.890	16 -	1:02.140	+ 5.014	11:11:30.255

Brands Hatch Indy
Circuit Length = 1.1986 miles
Start: 10:55 End: 11:16

Weather / Track : Bright / Dry

Lotus on Track Elise Trophy

QUALIFYING - GROUP A - LAP ANALYSIS

7 -	58.710	+ 1.584	11:02:37.600	17 -	59.591	+ 2.465	11:12:29.846
8 -	59.601	+ 2.475	11:03:37.201	18 -	59.055	+ 1.929	11:13:28.901
9 -	1:02.008	+ 4.882	11:04:39.209	19 -	57.126		11:14:26.027
10 -	58.040	+ 0.914	11:05:37.249	20 -	59.392	+ 2.266	11:15:25.419
40	Neil LIVESEY A Lotus Elise S1						
1 -	1:20.573	+ 22.536	11:02:22.336	8 -	1:03.207	+ 5.170	11:09:51.263
2 -	1:11.585	+ 13.548	11:03:33.921	9 -	1:00.334	+ 2.297	11:10:51.597
3 -	1:05.310	+ 7.273	11:04:39.231	10 -	59.627	+ 1.590	11:11:51.224
4 -	1:02.197	+ 4.160	11:05:41.428	11 -	58.037		11:12:49.261
5 -	1:03.810	+ 5.773	11:06:45.238	12 -	58.509	+ 0.472	11:13:47.770
6 -	1:01.247	+ 3.210	11:07:46.485	13 -	58.116	+ 0.079	11:14:45.886
7 -	1:01.571	+ 3.534	11:08:48.056	14 -	59.477	+ 1.440	11:15:45.363
45	Peter DRIVER A Lotus Elise S1						
1 -	1:11.715	+ 15.456	10:56:34.644	11 -	59.771	+ 3.512	11:06:27.609
2 -	57.984	+ 1.725	10:57:32.628	12 -	1:01.662	+ 5.403	11:07:29.271
3 -	56.259		10:58:28.887	13 -	57.723	+ 1.464	11:08:26.994
4 -	57.512	+ 1.253	10:59:26.399	14 -	57.927	+ 1.668	11:09:24.921
5 -	59.754	+ 3.495	11:00:26.153	15 -	58.724	+ 2.465	11:10:23.645
6 -	57.265	+ 1.006	11:01:23.418	16 -	56.613	+ 0.354	11:11:20.258
7 -	59.525	+ 3.266	11:02:22.943	17 -	57.007	+ 0.748	11:12:17.265
8 -	1:01.576	+ 5.317	11:03:24.519	18 -	56.777	+ 0.518	11:13:14.042
9 -	1:03.343	+ 7.084	11:04:27.862	19 -	58.320	+ 2.061	11:14:12.362
10 -	59.976	+ 3.717	11:05:27.838	20 -	57.023	+ 0.764	11:15:09.385
54	Rob AUSTIN A Lotus Elise S1						
1 -	1:08.718	+ 13.318	10:56:38.627	10 -	1:07.346	+ 11.946	11:09:14.656
2 -	1:00.282	+ 4.882	10:57:38.909	11 -	55.526	+ 0.126	11:10:10.182
3 -	57.168	+ 1.768	10:58:36.077	12 -	55.400		11:11:05.582
4 -	56.528	+ 1.128	10:59:32.605	13 -	55.512	+ 0.112	11:12:01.094
5 -	56.467	+ 1.067	11:00:29.072	14 -	56.923	+ 1.523	11:12:58.017
6 -	55.766	+ 0.366	11:01:24.838	15 -	55.647	+ 0.247	11:13:53.664
7 -	57.292	+ 1.892	11:02:22.130	16 -	56.664	+ 1.264	11:14:50.328
8 -	57.561	+ 2.161	11:03:19.691	17 -	58.581	+ 3.181	11:15:48.909
9 -	4:47.619 P	+ 3:52.219	11:08:07.310				
55	Andy GORDON A Lotus Elise S1						
1 -	1:02.591	+ 5.655	10:56:12.521	8 -	57.364	+ 0.428	11:02:56.243
2 -	57.198	+ 0.262	10:57:09.719	9 -	59.195	+ 2.259	11:03:55.438
3 -	57.327	+ 0.391	10:58:07.046	10 -	58.519	+ 1.583	11:04:53.957
4 -	56.936		10:59:03.982	11 -	1:07.910	+ 10.974	11:06:01.867
5 -	57.905	+ 0.969	11:00:01.887	12 -	59.626	+ 2.690	11:07:01.493
6 -	56.970	+ 0.034	11:00:58.857	13 -	9:18.524 P	+ 8:21.588	11:16:20.017
7 -	1:00.022	+ 3.086	11:01:58.879				
57	Neil STOTHERT A Lotus Elise S1						
1 -	1:09.942	+ 13.098	10:56:42.723	11 -	58.795	+ 1.951	11:06:28.980
2 -	1:01.188	+ 4.344	10:57:43.911	12 -	59.226	+ 2.382	11:07:28.206
3 -	59.229	+ 2.385	10:58:43.140	13 -	58.444	+ 1.600	11:08:26.650
4 -	58.846	+ 2.002	10:59:41.986	14 -	1:01.870	+ 5.026	11:09:28.520
5 -	58.387	+ 1.543	11:00:40.373	15 -	1:52.403 P	+ 55.559	11:11:20.923
6 -	57.774	+ 0.930	11:01:38.147	16 -	1:07.103	+ 10.259	11:12:28.026
7 -	57.820	+ 0.976	11:02:35.967	17 -	57.469	+ 0.625	11:13:25.495
8 -	57.754	+ 0.910	11:03:33.721	18 -	57.465	+ 0.621	11:14:22.960
9 -	58.829	+ 1.985	11:04:32.550	19 -	56.844		11:15:19.804
10 -	57.635	+ 0.791	11:05:30.185				
58	Adam BEWSEY A Lotus Elise S1						
1 -	1:11.569	+ 16.188	10:56:35.446	8 -	1:02.627	+ 7.246	11:03:18.840
2 -	57.698	+ 2.317	10:57:33.144	9 -	57.297	+ 1.916	11:04:16.137
3 -	56.224	+ 0.843	10:58:29.368	10 -	5:16.907 P	+ 4:21.526	11:09:33.044
4 -	56.184	+ 0.803	10:59:25.552	11 -	1:01.833	+ 6.452	11:10:34.877
5 -	59.099	+ 3.718	11:00:24.651	12 -	55.547	+ 0.166	11:11:30.424
6 -	55.381		11:01:20.032	13 -	55.807	+ 0.426	11:12:26.231

Brands Hatch Indy
Circuit Length = 1.1986 miles
Start: 10:55 End: 11:16

Weather / Track : Bright / Dry

Lotus on Track Elise Trophy

QUALIFYING - GROUP A - LAP ANALYSIS

7 -	56.181	+ 0.800	11:02:16.213			
59	Nigel HANNAM A Lotus Elise S1					
1 -	1:08.342	+ 12.056	10:56:44.162	11 -	58.536	+ 2.250 11:06:27.894
2 -	1:01.322	+ 5.036	10:57:45.484	12 -	1:00.206	+ 3.920 11:07:28.100
3 -	59.229	+ 2.943	10:58:44.713	13 -	58.988	+ 2.702 11:08:27.088
4 -	1:02.598	+ 6.312	10:59:47.311	14 -	59.862	+ 3.576 11:09:26.950
5 -	56.910	+ 0.624	11:00:44.221	15 -	1:00.649	+ 4.363 11:10:27.599
6 -	57.017	+ 0.731	11:01:41.238	16 -	58.679	+ 2.393 11:11:26.278
7 -	56.286		11:02:37.524	17 -	59.610	+ 3.324 11:12:25.888
8 -	56.779	+ 0.493	11:03:34.303	18 -	58.065	+ 1.779 11:13:23.953
9 -	57.639	+ 1.353	11:04:31.942	19 -	57.940	+ 1.654 11:14:21.893
10 -	57.416	+ 1.130	11:05:29.358	20 -	57.055	+ 0.769 11:15:18.948
63	Paul BAKER A Lotus Elise S1					
1 -	1:10.587	+ 12.147	10:56:42.221	11 -	1:03.994	+ 5.554 11:06:46.804
2 -	1:02.080	+ 3.640	10:57:44.301	12 -	1:01.883	+ 3.443 11:07:48.687
3 -	59.930	+ 1.490	10:58:44.231	13 -	1:00.231	+ 1.791 11:08:48.918
4 -	59.599	+ 1.159	10:59:43.830	14 -	1:00.779	+ 2.339 11:09:49.697
5 -	58.440		11:00:42.270	15 -	59.986	+ 1.546 11:10:49.683
6 -	59.961	+ 1.521	11:01:42.231	16 -	1:00.635	+ 2.195 11:11:50.318
7 -	58.631	+ 0.191	11:02:40.862	17 -	58.487	+ 0.047 11:12:48.805
8 -	59.432	+ 0.992	11:03:40.294	18 -	59.229	+ 0.789 11:13:48.034
9 -	1:01.420	+ 2.980	11:04:41.714	19 -	59.865	+ 1.425 11:14:47.899
10 -	1:01.096	+ 2.656	11:05:42.810	20 -	58.929	+ 0.489 11:15:46.828
65	John LAMASTER A Lotus Elise S2					
1 -	1:03.560	+ 8.376	10:56:11.088	11 -	56.881	+ 1.697 11:05:34.614
2 -	57.434	+ 2.250	10:57:08.522	12 -	56.315	+ 1.131 11:06:30.929
3 -	56.011	+ 0.827	10:58:04.533	13 -	1:01.584	+ 6.400 11:07:32.513
4 -	56.104	+ 0.920	10:59:00.637	14 -	55.706	+ 0.522 11:08:28.219
5 -	56.306	+ 1.122	10:59:56.943	15 -	1:04.432	+ 9.248 11:09:32.651
6 -	55.397	+ 0.213	11:00:52.340	16 -	55.977	+ 0.793 11:10:28.628
7 -	55.488	+ 0.304	11:01:47.828	17 -	1:05.215	+ 10.031 11:11:33.843
8 -	55.184		11:02:43.012	18 -	56.114	+ 0.930 11:12:29.957
9 -	56.772	+ 1.588	11:03:39.784	19 -	56.062	+ 0.878 11:13:26.019
10 -	57.949	+ 2.765	11:04:37.733			
70	Marcus JEWELL A Lotus Elise S2 R					
1 -	1:04.308	+ 9.019	10:56:18.435	11 -	1:07.119	+ 11.830 11:07:07.530
2 -	57.147	+ 1.858	10:57:15.582	12 -	56.869	+ 1.580 11:08:04.399
3 -	56.072	+ 0.783	10:58:11.654	13 -	55.438	+ 0.149 11:08:59.837
4 -	56.697	+ 1.408	10:59:08.351	14 -	56.366	+ 1.077 11:09:56.203
5 -	1:42.439 P	+ 47.150	11:00:50.790	15 -	55.671	+ 0.382 11:10:51.874
6 -	59.121	+ 3.832	11:01:49.911	16 -	56.113	+ 0.824 11:11:47.987
7 -	56.854	+ 1.565	11:02:46.765	17 -	55.587	+ 0.298 11:12:43.574
8 -	1:01.539	+ 6.250	11:03:48.304	18 -	56.291	+ 1.002 11:13:39.865
9 -	56.397	+ 1.108	11:04:44.701	19 -	55.608	+ 0.319 11:14:35.473
10 -	1:15.710 P	+ 20.421	11:06:00.411	20 -	55.289	11:15:30.762
91	Luigi Valentine MAZZA A Lotus Elise S1					
1 -	1:08.903	+ 13.422	10:56:21.710	11 -	1:00.208	+ 4.727 11:07:19.806
2 -	1:01.341	+ 5.860	10:57:23.051	12 -	55.830	+ 0.349 11:08:15.636
3 -	58.924	+ 3.443	10:58:21.975	13 -	55.601	+ 0.120 11:09:11.237
4 -	57.673	+ 2.192	10:59:19.648	14 -	56.825	+ 1.344 11:10:08.062
5 -	56.500	+ 1.019	11:00:16.148	15 -	55.481	11:11:03.543
6 -	55.754	+ 0.273	11:01:11.902	16 -	55.745	+ 0.264 11:11:59.288
7 -	57.794	+ 2.313	11:02:09.696	17 -	55.926	+ 0.445 11:12:55.214
8 -	1:11.806	+ 16.325	11:03:21.502	18 -	55.656	+ 0.175 11:13:50.870
9 -	1:02.245	+ 6.764	11:04:23.747	19 -	55.946	+ 0.465 11:14:46.816
10 -	1:55.851 P	+ 1:00.370	11:06:19.598	20 -	56.199	+ 0.718 11:15:43.015
93	Vitthal CHAUHAN INV Lotus Elise S1					
1 -	1:12.941	+ 17.130	11:07:12.349	6 -	56.517	+ 0.706 11:12:00.278
2 -	59.222	+ 3.411	11:08:11.571	7 -	56.843	+ 1.032 11:12:57.121

Brands Hatch Indy
Circuit Length = 1.1986 miles
Start: 10:55 End: 11:16

Weather / Track : Bright / Dry


Lotus on Track Elise Trophy

QUALIFYING - GROUP A - LAP ANALYSIS

3 -	58.020	+ 2.209	11:09:09.591	8 -	55.811		11:13:52.932
4 -	57.095	+ 1.284	11:10:06.686	9 -	56.998	+ 1.187	11:14:49.930
5 -	57.075	+ 1.264	11:11:03.761	10 -	59.207	+ 3.396	11:15:49.137
97	Andy DOLAN		A Lotus Elise S1				
1 -	1:03.566	+ 8.168	10:56:08.867	12 -	1:01.924	+ 6.526	11:06:47.920
2 -	57.382	+ 1.984	10:57:06.249	13 -	1:00.338	+ 4.940	11:07:48.258
3 -	56.463	+ 1.065	10:58:02.712	14 -	56.519	+ 1.121	11:08:44.777
4 -	59.879	+ 4.481	10:59:02.591	15 -	55.730	+ 0.332	11:09:40.507
5 -	1:00.287	+ 4.889	11:00:02.878	16 -	56.070	+ 0.672	11:10:36.577
6 -	56.580	+ 1.182	11:00:59.458	17 -	55.652	+ 0.254	11:11:32.229
7 -	56.839	+ 1.441	11:01:56.297	18 -	55.623	+ 0.225	11:12:27.852
8 -	57.753	+ 2.355	11:02:54.050	19 -	56.046	+ 0.648	11:13:23.898
9 -	57.372	+ 1.974	11:03:51.422	20 -	57.879	+ 2.481	11:14:21.777
10 -	57.161	+ 1.763	11:04:48.583	21 -	55.398		11:15:17.175
11 -	57.413	+ 2.015	11:05:45.996				
147	Glen SHERWOOD		INV Exige S				
1 -	1:09.318	+ 10.862	10:56:55.771	11 -	1:02.477	+ 4.021	11:07:06.178
2 -	1:01.771	+ 3.315	10:57:57.542	12 -	1:03.813	+ 5.357	11:08:09.991
3 -	1:00.628	+ 2.172	10:58:58.170	13 -	1:00.201	+ 1.745	11:09:10.192
4 -	1:04.306	+ 5.850	11:00:02.476	14 -	1:00.783	+ 2.327	11:10:10.975
5 -	1:00.241	+ 1.785	11:01:02.717	15 -	59.775	+ 1.319	11:11:10.750
6 -	1:00.813	+ 2.357	11:02:03.530	16 -	59.217	+ 0.761	11:12:09.967
7 -	1:00.046	+ 1.590	11:03:03.576	17 -	58.610	+ 0.154	11:13:08.577
8 -	59.918	+ 1.462	11:04:03.494	18 -	58.456		11:14:07.033
9 -	1:00.628	+ 2.172	11:05:04.122	19 -	58.472	+ 0.016	11:15:05.505
10 -	59.579	+ 1.123	11:06:03.701				

Lotus on Track Elise Trophy - Race A

RACE 7 - GRID

ROW 14	58.456 147 Glen SHERWOOD	58.930 7 Cliff FOX
ROW 13	55.811 93 Vitthal CHAUHAN	56.905 27 Steven GROVE
ROW 12		
ROW 11	58.037 40 Neil LIVESEY	58.440 63 Paul BAKER
ROW 10	57.089 8 Paul McNEILLY	57.126 34 James PROCTOR
ROW 9	56.894 2 Simon DEACON	56.936 55 Andy GORDON
ROW 8	56.555 29 Greg NOBLE	56.844 57 Neil STOTHERT
ROW 7	56.259 45 Peter DRIVER	56.286 59 Nigel HANNAM
ROW 6	55.682 22 Donald CANARD	55.765 14 Hans BAUMHARDT
ROW 5	55.400 54 Rob AUSTIN	55.481 91 Luigi Valentine MAZZA
ROW 4	55.381 58 Adam BEWSEY	55.398 97 Andy DOLAN
ROW 3	55.282 9 Martin ROBERTS	55.289 70 Marcus JEWELL
ROW 2	54.731 18 Steve WILLIAMS	55.184 65 John LAMASTER
ROW 1	54.472 3 Martin DONNELLY	54.638 33 Michael EDWARDS
Pole		
		

Brands Hatch Indy
Circuit Length = 1.1986 miles

These results are provisional until the conclusion of any judicial and technical matters.

Clerk of Course :

Timekeeper :

Lotus on Track Elise Trophy

QUALIFYING - GROUP B - CLASSIFICATION

POS	NO	CL	NAME	ENTRY	TIME	ON	LAPS	GAP	DIFF	MPH
1	42	B	Mark SPELLER	Lotus Exige S2	54.822	8	14			78.71
2	47	B	David HAY	Lotus Elise S2	55.172	19	21	0.350	0.350	78.21
3	71	B	Steve QUICK	Lotus Elise S1	55.203	9	19	0.381	0.031	78.16
4	32	B	Eric BAILEY	Lotus Elise S1	55.245	17	18	0.423	0.042	78.10
5	40	B	Simon PHILLIPS	Lotus Elise S2	55.377	8	8	0.555	0.132	77.92
6	78	B	Ben PITCH	Lotus Elise S1	55.498	11	21	0.676	0.121	77.75
7	62	B	Tom CHATTERWAY	Lotus Exige S2	55.563	5	12	0.741	0.065	77.66
8	69	B	Paul HARDING	Lotus Elise S1	55.587	19	19	0.765	0.024	77.62
9	31	B	Sean NASH	Lotus Elise S1	55.682	7	20	0.860	0.095	77.49
10	38	B	BJ CHONG	Lotus Elise S1	55.892	15	21	1.070	0.210	77.20
11	4	B	Nigel AYRES	Lotus Elise S1	55.947	3	18	1.125	0.055	77.12
12	2	B	Simon DEACON	Lotus Elise S1	55.962	13	21	1.140	0.015	77.10
13	23	B	Gary BROAD	Lotus Elise S1	56.086	13	15	1.264	0.124	76.93
14	13	B	Matthew BARTLETT	Lotus Elise S1	56.100	20	21	1.278	0.014	76.91
15	43	B	Phil STRATTON LAKE	Lotus Elise S1	56.346	17	21	1.524	0.246	76.58
16	30	B	Dave CARR	Lotus Elise S1	56.951	16	21	2.129	0.605	75.76
17	28	B	Will PRICE	Lotus Elise S1	57.205	16	20	2.383	0.254	75.43
18	44	B	Stu MALT	Lotus Elise S1	57.340	19	20	2.518	0.135	75.25
19	53	B	Christopher MAYHEW	Lotus Elise S2	1:00.158	15	19	5.336	2.818	71.72
20	89	B	Simon JONES	Lotus Elise S1	1:05.172	17	18	10.350	5.014	66.21

Weather / Track : Bright / Dry

These results are provisional until the conclusion of any judicial and technical matters.

Brands Hatch Indy
Circuit Length = 1.1986 miles
Start: 12:05 End: 12:26

Clerk of Course :

Timekeeper :

Lotus on Track Elise Trophy

QUALIFYING - GROUP B - LAP ANALYSIS

2	Simon DEACON						B Lotus Elise S1
1 -	1:08.867	+ 12.905	12:06:20.681	12 -	56.289	+ 0.327	12:16:58.922
2 -	1:02.639	+ 6.677	12:07:23.320	13 -	55.962		12:17:54.884
3 -	1:00.782	+ 4.820	12:08:24.102	14 -	56.203	+ 0.241	12:18:51.087
4 -	58.421	+ 2.459	12:09:22.523	15 -	56.948	+ 0.986	12:19:48.035
5 -	58.387	+ 2.425	12:10:20.910	16 -	56.125	+ 0.163	12:20:44.160
6 -	57.288	+ 1.326	12:11:18.198	17 -	56.266	+ 0.304	12:21:40.426
7 -	57.258	+ 1.296	12:12:15.456	18 -	57.204	+ 1.242	12:22:37.630
8 -	56.893	+ 0.931	12:13:12.349	19 -	56.668	+ 0.706	12:23:34.298
9 -	56.702	+ 0.740	12:14:09.051	20 -	56.308	+ 0.346	12:24:30.606
10 -	56.964	+ 1.002	12:15:06.015	21 -	56.282	+ 0.320	12:25:26.888
11 -	56.618	+ 0.656	12:16:02.633				
4	Nigel AYRES						B Lotus Elise S1
1 -	1:03.247	+ 7.300	12:06:13.329	10 -	57.814	+ 1.867	12:14:46.883
2 -	56.636	+ 0.689	12:07:09.965	11 -	56.502	+ 0.555	12:15:43.385
3 -	55.947		12:08:05.912	12 -	56.974	+ 1.027	12:16:40.359
4 -	57.705	+ 1.758	12:09:03.617	13 -	57.363	+ 1.416	12:17:37.722
5 -	56.926	+ 0.979	12:10:00.543	14 -	56.660	+ 0.713	12:18:34.382
6 -	58.458	+ 2.511	12:10:59.001	15 -	56.784	+ 0.837	12:19:31.166
7 -	57.035	+ 1.088	12:11:56.036	16 -	57.494	+ 1.547	12:20:28.660
8 -	56.223	+ 0.276	12:12:52.259	17 -	57.509	+ 1.562	12:21:26.169
9 -	56.810	+ 0.863	12:13:49.069	18 -	57.378	+ 1.431	12:22:23.547
13	Matthew BARTLETT						B Lotus Elise S1
1 -	1:12.732	+ 16.632	12:06:45.246	12 -	56.401	+ 0.301	12:17:15.461
2 -	59.305	+ 3.205	12:07:44.551	13 -	57.077	+ 0.977	12:18:12.538
3 -	57.631	+ 1.531	12:08:42.182	14 -	56.641	+ 0.541	12:19:09.179
4 -	57.533	+ 1.433	12:09:39.715	15 -	56.633	+ 0.533	12:20:05.812
5 -	56.632	+ 0.532	12:10:36.347	16 -	56.298	+ 0.198	12:21:02.110
6 -	57.016	+ 0.916	12:11:33.363	17 -	56.250	+ 0.150	12:21:58.360
7 -	57.900	+ 1.800	12:12:31.263	18 -	59.627	+ 3.527	12:22:57.987
8 -	56.868	+ 0.768	12:13:28.131	19 -	56.231	+ 0.131	12:23:54.218
9 -	57.485	+ 1.385	12:14:25.616	20 -	56.100		12:24:50.318
10 -	56.555	+ 0.455	12:15:22.171	21 -	58.691	+ 2.591	12:25:49.009
11 -	56.889	+ 0.789	12:16:19.060				
23	Gary BROAD						B Lotus Elise S1
1 -	1:05.084	+ 8.998	12:06:28.059	9 -	57.427	+ 1.341	12:14:06.890
2 -	57.989	+ 1.903	12:07:26.048	10 -	57.180	+ 1.094	12:15:04.070
3 -	56.846	+ 0.760	12:08:22.894	11 -	57.044	+ 0.958	12:16:01.114
4 -	57.547	+ 1.461	12:09:20.441	12 -	56.830	+ 0.744	12:16:57.944
5 -	57.599	+ 1.513	12:10:18.040	13 -	56.086		12:17:54.030
6 -	57.220	+ 1.134	12:11:15.260	14 -	56.144	+ 0.058	12:18:50.174
7 -	57.018	+ 0.932	12:12:12.278	15 -	59.735	+ 3.649	12:19:49.909
8 -	57.185	+ 1.099	12:13:09.463				
28	Will PRICE						B Lotus Elise S1
1 -	1:07.829	+ 10.624	12:06:32.074	11 -	59.447	+ 2.242	12:16:22.597
2 -	1:00.327	+ 3.122	12:07:32.401	12 -	58.707	+ 1.502	12:17:21.304
3 -	59.945	+ 2.740	12:08:32.346	13 -	57.814	+ 0.609	12:18:19.118
4 -	58.935	+ 1.730	12:09:31.281	14 -	59.347	+ 2.142	12:19:18.465
5 -	58.202	+ 0.997	12:10:29.483	15 -	57.796	+ 0.591	12:20:16.261
6 -	1:00.113	+ 2.908	12:11:29.596	16 -	57.205		12:21:13.466
7 -	58.652	+ 1.447	12:12:28.248	17 -	57.701	+ 0.496	12:22:11.167
8 -	58.489	+ 1.284	12:13:26.737	18 -	58.546	+ 1.341	12:23:09.713
9 -	58.240	+ 1.035	12:14:24.977	19 -	58.103	+ 0.898	12:24:07.816
10 -	58.173	+ 0.968	12:15:23.150	20 -	58.637	+ 1.432	12:25:06.453
30	Dave CARR						B Lotus Elise S1
1 -	1:04.950	+ 7.999	12:06:25.177	12 -	57.856	+ 0.905	12:16:58.422
2 -	58.537	+ 1.586	12:07:23.714	13 -	57.993	+ 1.042	12:17:56.415
3 -	58.341	+ 1.390	12:08:22.055	14 -	57.441	+ 0.490	12:18:53.856
4 -	57.650	+ 0.699	12:09:19.705	15 -	58.327	+ 1.376	12:19:52.183

Brands Hatch Indy
Circuit Length = 1.1986 miles
Start: 12:05 End: 12:26

Weather / Track : Bright / Dry

Lotus on Track Elise Trophy

QUALIFYING - GROUP B - LAP ANALYSIS

5 -	57.698	+ 0.747	12:10:17.403	16 -	56.951		12:20:49.134
6 -	57.110	+ 0.159	12:11:14.513	17 -	58.207	+ 1.256	12:21:47.341
7 -	57.110	+ 0.159	12:12:11.623	18 -	1:05.639	+ 8.688	12:22:52.980
8 -	57.235	+ 0.284	12:13:08.858	19 -	57.284	+ 0.333	12:23:50.264
9 -	57.450	+ 0.499	12:14:06.308	20 -	57.944	+ 0.993	12:24:48.208
10 -	57.255	+ 0.304	12:15:03.563	21 -	57.031	+ 0.080	12:25:45.239
11 -	57.003	+ 0.052	12:16:00.566				
31	Sean NASH B Lotus Elise S1						
1 -	1:03.530	+ 7.848	12:06:11.923	11 -	56.581	+ 0.899	12:15:39.033
2 -	56.625	+ 0.943	12:07:08.548	12 -	56.622	+ 0.940	12:16:35.655
3 -	56.263	+ 0.581	12:08:04.811	13 -	2:12.986 P	+ 1:17.304	12:18:48.641
4 -	58.299	+ 2.617	12:09:03.110	14 -	1:00.207	+ 4.525	12:19:48.848
5 -	56.780	+ 1.098	12:09:59.890	15 -	56.590	+ 0.908	12:20:45.438
6 -	56.601	+ 0.919	12:10:56.491	16 -	56.926	+ 1.244	12:21:42.364
7 -	55.682		12:11:52.173	17 -	56.769	+ 1.087	12:22:39.133
8 -	55.768	+ 0.086	12:12:47.941	18 -	56.156	+ 0.474	12:23:35.289
9 -	57.548	+ 1.866	12:13:45.489	19 -	56.770	+ 1.088	12:24:32.059
10 -	56.963	+ 1.281	12:14:42.452	20 -	56.425	+ 0.743	12:25:28.484
32	Eric BAILEY B Lotus Elise S1						
1 -	1:09.472	+ 14.227	12:06:39.628	10 -	55.600	+ 0.355	12:17:40.133
2 -	57.456	+ 2.211	12:07:37.084	11 -	56.326	+ 1.081	12:18:36.459
3 -	56.405	+ 1.160	12:08:33.489	12 -	55.631	+ 0.386	12:19:32.090
4 -	56.086	+ 0.841	12:09:29.575	13 -	59.385	+ 4.140	12:20:31.475
5 -	55.883	+ 0.638	12:10:25.458	14 -	57.921	+ 2.676	12:21:29.396
6 -	56.483	+ 1.238	12:11:21.941	15 -	1:02.369	+ 7.124	12:22:31.765
7 -	3:23.330 P	+ 2:28.085	12:14:45.271	16 -	57.359	+ 2.114	12:23:29.124
8 -	1:03.270	+ 8.025	12:15:48.541	17 -	55.245		12:24:24.369
9 -	55.992	+ 0.747	12:16:44.533	18 -	55.853	+ 0.608	12:25:20.222
38	BJ CHONG B Lotus Elise S1						
1 -	1:03.755	+ 7.863	12:06:21.701	12 -	56.198	+ 0.306	12:16:43.334
2 -	57.680	+ 1.788	12:07:19.381	13 -	56.053	+ 0.161	12:17:39.387
3 -	56.641	+ 0.749	12:08:16.022	14 -	56.438	+ 0.546	12:18:35.825
4 -	56.350	+ 0.458	12:09:12.372	15 -	55.892		12:19:31.717
5 -	55.913	+ 0.021	12:10:08.285	16 -	56.358	+ 0.466	12:20:28.075
6 -	56.073	+ 0.181	12:11:04.358	17 -	56.963	+ 1.071	12:21:25.038
7 -	57.092	+ 1.200	12:12:01.450	18 -	56.356	+ 0.464	12:22:21.394
8 -	56.288	+ 0.396	12:12:57.738	19 -	56.336	+ 0.444	12:23:17.730
9 -	56.826	+ 0.934	12:13:54.564	20 -	55.921	+ 0.029	12:24:13.651
10 -	56.216	+ 0.324	12:14:50.780	21 -	56.205	+ 0.313	12:25:09.856
11 -	56.356	+ 0.464	12:15:47.136				
40	Simon PHILLIPS B Lotus Elise S2						
1 -	1:02.954	+ 7.577	12:06:12.236	5 -	55.505	+ 0.128	12:09:58.459
2 -	56.627	+ 1.250	12:07:08.863	6 -	56.466	+ 1.089	12:10:54.925
3 -	56.322	+ 0.945	12:08:05.185	7 -	55.568	+ 0.191	12:11:50.493
4 -	57.769	+ 2.392	12:09:02.954	8 -	55.377		12:12:45.870
42	Mark SPELLER B Lotus Exige S2						
1 -	1:05.399	+ 10.577	12:06:21.168	8 -	54.822		12:12:50.486
2 -	57.032	+ 2.210	12:07:18.200	9 -	55.163	+ 0.341	12:13:45.649
3 -	55.797	+ 0.975	12:08:13.997	10 -	55.326	+ 0.504	12:14:40.975
4 -	56.769	+ 1.947	12:09:10.766	11 -	54.895	+ 0.073	12:15:35.870
5 -	54.886	+ 0.064	12:10:05.652	12 -	54.910	+ 0.088	12:16:30.780
6 -	54.862	+ 0.040	12:11:00.514	13 -	55.038	+ 0.216	12:17:25.818
7 -	55.150	+ 0.328	12:11:55.664	14 -	55.193	+ 0.371	12:18:21.011
43	Phil STRATTON LAKE B Lotus Elise S1						
1 -	1:07.676	+ 11.330	12:06:21.069	12 -	57.801	+ 1.455	12:16:52.546
2 -	1:01.435	+ 5.089	12:07:22.504	13 -	58.566	+ 2.220	12:17:51.112
3 -	57.213	+ 0.867	12:08:19.717	14 -	1:01.511	+ 5.165	12:18:52.623
4 -	57.256	+ 0.910	12:09:16.973	15 -	1:04.481	+ 8.135	12:19:57.104
5 -	56.573	+ 0.227	12:10:13.546	16 -	56.474	+ 0.128	12:20:53.578

Brands Hatch Indy
Circuit Length = 1.1986 miles
Start: 12:05 End: 12:26

Weather / Track : Bright / Dry

Lotus on Track Elise Trophy

QUALIFYING - GROUP B - LAP ANALYSIS

6 -	56.501	+ 0.155	12:11:10.047	17 -	56.346		12:21:49.924
7 -	56.692	+ 0.346	12:12:06.739	18 -	1:03.748	+ 7.402	12:22:53.672
8 -	56.894	+ 0.548	12:13:03.633	19 -	57.303	+ 0.957	12:23:50.975
9 -	56.387	+ 0.041	12:14:00.020	20 -	57.689	+ 1.343	12:24:48.664
10 -	56.968	+ 0.622	12:14:56.988	21 -	1:08.061	+ 11.715	12:25:56.725
11 -	57.757	+ 1.411	12:15:54.745				
44	Stu MALT		B Lotus Elise S1				
1 -	1:14.869	+ 17.529	12:06:46.334	11 -	58.579	+ 1.239	12:16:51.483
2 -	1:07.069	+ 9.729	12:07:53.403	12 -	58.626	+ 1.286	12:17:50.109
3 -	1:04.275	+ 6.935	12:08:57.678	13 -	58.464	+ 1.124	12:18:48.573
4 -	1:00.272	+ 2.932	12:09:57.950	14 -	58.544	+ 1.204	12:19:47.117
5 -	1:01.200	+ 3.860	12:10:59.150	15 -	58.024	+ 0.684	12:20:45.141
6 -	59.073	+ 1.733	12:11:58.223	16 -	58.232	+ 0.892	12:21:43.373
7 -	59.081	+ 1.741	12:12:57.304	17 -	57.751	+ 0.411	12:22:41.124
8 -	59.099	+ 1.759	12:13:56.403	18 -	57.419	+ 0.079	12:23:38.543
9 -	58.415	+ 1.075	12:14:54.818	19 -	57.340		12:24:35.883
10 -	58.086	+ 0.746	12:15:52.904	20 -	57.794	+ 0.454	12:25:33.677
47	David HAY		B Lotus Elise S2				
1 -	1:09.386	+ 14.214	12:06:31.098	12 -	1:02.956	+ 7.784	12:17:10.117
2 -	57.943	+ 2.771	12:07:29.041	13 -	56.677	+ 1.505	12:18:06.794
3 -	57.152	+ 1.980	12:08:26.193	14 -	56.045	+ 0.873	12:19:02.839
4 -	1:02.157	+ 6.985	12:09:28.350	15 -	56.023	+ 0.851	12:19:58.862
5 -	57.053	+ 1.881	12:10:25.403	16 -	56.238	+ 1.066	12:20:55.100
6 -	58.750	+ 3.578	12:11:24.153	17 -	55.653	+ 0.481	12:21:50.753
7 -	56.999	+ 1.827	12:12:21.152	18 -	1:00.999	+ 5.827	12:22:51.752
8 -	56.552	+ 1.380	12:13:17.704	19 -	55.172		12:23:46.924
9 -	55.955	+ 0.783	12:14:13.659	20 -	55.985	+ 0.813	12:24:42.909
10 -	56.968	+ 1.796	12:15:10.627	21 -	55.767	+ 0.595	12:25:38.676
11 -	56.534	+ 1.362	12:16:07.161				
53	Christopher MAYHEW		B Lotus Elise S2				
1 -	1:14.775	+ 14.617	12:06:41.512	11 -	1:00.839	+ 0.681	12:17:13.597
2 -	1:06.798	+ 6.640	12:07:48.310	12 -	1:01.568	+ 1.410	12:18:15.165
3 -	1:04.945	+ 4.787	12:08:53.255	13 -	1:04.187	+ 4.029	12:19:19.352
4 -	1:03.071	+ 2.913	12:09:56.326	14 -	1:00.376	+ 0.218	12:20:19.728
5 -	1:05.274	+ 5.116	12:11:01.600	15 -	1:00.158		12:21:19.886
6 -	1:02.230	+ 2.072	12:12:03.830	16 -	1:00.310	+ 0.152	12:22:20.196
7 -	1:02.389	+ 2.231	12:13:06.219	17 -	1:00.883	+ 0.725	12:23:21.079
8 -	1:02.261	+ 2.103	12:14:08.480	18 -	1:00.715	+ 0.557	12:24:21.794
9 -	1:03.039	+ 2.881	12:15:11.519	19 -	1:01.702	+ 1.544	12:25:23.496
10 -	1:01.239	+ 1.081	12:16:12.758				
62	Tom CHATTERWAY		B Lotus Exige S2				
1 -	1:05.852	+ 10.289	12:06:20.905	7 -	55.725	+ 0.162	12:11:58.480
2 -	57.832	+ 2.269	12:07:18.737	8 -	57.544	+ 1.981	12:12:56.024
3 -	56.426	+ 0.863	12:08:15.163	9 -	58.572	+ 3.009	12:13:54.596
4 -	56.258	+ 0.695	12:09:11.421	10 -	1:00.522	+ 4.959	12:14:55.118
5 -	55.563		12:10:06.984	11 -	57.852	+ 2.289	12:15:52.970
6 -	55.771	+ 0.208	12:11:02.755	12 -	58.507	+ 2.944	12:16:51.477
69	Paul HARDING		B Lotus Elise S1				
1 -	1:07.982	+ 12.395	12:06:45.584	11 -	55.920	+ 0.333	12:17:59.407
2 -	59.795	+ 4.208	12:07:45.379	12 -	56.110	+ 0.523	12:18:55.517
3 -	57.993	+ 2.406	12:08:43.372	13 -	59.130	+ 3.543	12:19:54.647
4 -	56.812	+ 1.225	12:09:40.184	14 -	55.875	+ 0.288	12:20:50.522
5 -	1:52.408 P	+ 56.821	12:11:32.592	15 -	56.135	+ 0.548	12:21:46.657
6 -	1:02.789	+ 7.202	12:12:35.381	16 -	55.909	+ 0.322	12:22:42.566
7 -	56.053	+ 0.466	12:13:31.434	17 -	56.361	+ 0.774	12:23:38.927
8 -	55.861	+ 0.274	12:14:27.295	18 -	1:03.148	+ 7.561	12:24:42.075
9 -	1:32.836 P	+ 37.249	12:16:00.131	19 -	55.587		12:25:37.662
10 -	1:03.356	+ 7.769	12:17:03.487				

Brands Hatch Indy
Circuit Length = 1.1986 miles
Start: 12:05 End: 12:26

Weather / Track : Bright / Dry


Lotus on Track Elise Trophy

QUALIFYING - GROUP B - LAP ANALYSIS

71 Steve QUICK		B Lotus Elise S1					
1 -	1:04.246	+ 9.043	12:06:23.108	11 -	57.066	+ 1.863	12:15:59.960
2 -	57.254	+ 2.051	12:07:20.362	12 -	55.410	+ 0.207	12:16:55.370
3 -	55.932	+ 0.729	12:08:16.294	13 -	55.982	+ 0.779	12:17:51.352
4 -	56.706	+ 1.503	12:09:13.000	14 -	57.562	+ 2.359	12:18:48.914
5 -	55.418	+ 0.215	12:10:08.418	15 -	2:40.666 P	+ 1:45.463	12:21:29.580
6 -	56.141	+ 0.938	12:11:04.559	16 -	1:02.342	+ 7.139	12:22:31.922
7 -	1:05.304	+ 10.101	12:12:09.863	17 -	55.752	+ 0.549	12:23:27.674
8 -	55.454	+ 0.251	12:13:05.317	18 -	55.722	+ 0.519	12:24:23.396
9 -	55.203		12:14:00.520	19 -	55.725	+ 0.522	12:25:19.121
10 -	1:02.374	+ 7.171	12:15:02.894				
78 Ben PITCH		B Lotus Elise S1					
1 -	1:03.593	+ 8.095	12:06:08.712	12 -	55.733	+ 0.235	12:16:27.012
2 -	56.585	+ 1.087	12:07:05.297	13 -	55.947	+ 0.449	12:17:22.959
3 -	55.968	+ 0.470	12:08:01.265	14 -	57.785	+ 2.287	12:18:20.744
4 -	55.635	+ 0.137	12:08:56.900	15 -	1:00.091	+ 4.593	12:19:20.835
5 -	55.719	+ 0.221	12:09:52.619	16 -	56.081	+ 0.583	12:20:16.916
6 -	56.161	+ 0.663	12:10:48.780	17 -	58.009	+ 2.511	12:21:14.925
7 -	56.042	+ 0.544	12:11:44.822	18 -	1:00.616	+ 5.118	12:22:15.541
8 -	55.885	+ 0.387	12:12:40.707	19 -	55.768	+ 0.270	12:23:11.309
9 -	58.909	+ 3.411	12:13:39.616	20 -	56.684	+ 1.186	12:24:07.993
10 -	56.165	+ 0.667	12:14:35.781	21 -	56.751	+ 1.253	12:25:04.744
11 -	55.498		12:15:31.279				
89 Simon JONES		B Lotus Elise S1					
1 -	1:16.510	+ 11.338	12:06:52.662	10 -	1:05.890	+ 0.718	12:17:08.222
2 -	1:10.755	+ 5.583	12:08:03.417	11 -	1:05.996	+ 0.824	12:18:14.218
3 -	1:10.955	+ 5.783	12:09:14.372	12 -	1:06.825	+ 1.653	12:19:21.043
4 -	1:07.820	+ 2.648	12:10:22.192	13 -	1:05.488	+ 0.316	12:20:26.531
5 -	1:08.501	+ 3.329	12:11:30.693	14 -	1:05.659	+ 0.487	12:21:32.190
6 -	1:08.764	+ 3.592	12:12:39.457	15 -	1:06.502	+ 1.330	12:22:38.692
7 -	1:08.533	+ 3.361	12:13:47.990	16 -	1:06.068	+ 0.896	12:23:44.760
8 -	1:08.062	+ 2.890	12:14:56.052	17 -	1:05.172		12:24:49.932
9 -	1:06.280	+ 1.108	12:16:02.332	18 -	1:05.309	+ 0.137	12:25:55.241

Lotus on Track Elise Trophy - Race B

RACE 12 - GRID

ROW 13	147 Glen SHERWOOD	7 Cliff FOX
ROW 12	93 Vitthal CHAUHAN	27 Steven GROVE
ROW 11		
ROW 10	1:00.158 53 Christopher MAYHEW	1:05.172 89 Simon JONES
ROW 9	57.205 28 Will PRICE	57.340 44 Stu MALT
ROW 8	56.346 43 Phil STRATTON LAKE	56.951 30 Dave CARR
ROW 7	56.086 23 Gary BROAD	56.100 13 Matthew BARTLETT
ROW 6	55.947 4 Nigel AYRES	55.962 2 Simon DEACON
ROW 5	55.682 31 Sean NASH	55.892 38 BJ CHONG
ROW 4	55.563 62 Tom CHATTERWAY	55.587 69 Paul HARDING
ROW 3	55.377 40 Simon PHILLIPS	55.498 78 Ben PITCH
ROW 2	55.203 71 Steve QUICK	55.245 32 Eric BAILEY
ROW 1	54.822 42 Mark SPELLER	55.172 47 David HAY
Pole		
		

Brands Hatch Indy
Circuit Length = 1.1986 miles

These results are provisional until the conclusion of any judicial and technical matters.

Clerk of Course :

Timekeeper :

Lotus on Track Elise Trophy - Race A

RACE 7 - CLASSIFICATION

POS	NO	CL	NAME	ENTRY	LAPS	TIME	GAP	DIFF	MPH	BEST	ON
1	3	A	Martin DONNELLY	Lotus Elise S1	19	20:02.178			68.19	1:00.790	3
2	70	A	Marcus JEWELL	Lotus Elise S2 R	19	20:03.882	1.704	1.704	68.10	59.938	4
3	91	A	Luigi Valentine MAZZA	Lotus Elise S1	19	20:07.690	5.512	3.808	67.88	1:00.690	5
4	33	A	Michael EDWARDS	Lotus Elise S1	19	20:08.876	6.698	1.186	67.81	1:00.591	3
5	54	A	Rob AUSTIN	Lotus Elise S1	19	20:27.272	25.094	18.396	66.80	1:00.907	5
6	45	A	Peter DRIVER	Lotus Elise S1	19	20:27.933	25.755	0.661	66.76	1:00.804	5
7	18	A	Steve WILLIAMS	Lotus Elise S1	19	20:27.985	25.807	0.052	66.76	1:00.553	2
8	58	A	Adam BEWSEY	Lotus Elise S1	19	20:30.742	28.564	2.757	66.61	1:01.563	4
9	9	A	Martin ROBERTS	Lotus Elise S2	19	20:32.718	30.540	1.976	66.50	1:00.946	4
10	97	A	Andy DOLAN	Lotus Elise S1	19	20:37.952	35.774	5.234	66.22	1:00.921	3
11	65	A	John LAMASTER	Lotus Elise S2	19	20:38.566	36.388	0.614	66.19	1:00.732	5
12	29	A	Greg NOBLE	Lotus Elise S1	19	20:39.064	36.886	0.498	66.16	1:01.257	4
13	2	A	Simon DEACON	Lotus Elise S1	19	20:57.942	55.764	18.878	65.17	1:01.035	3
14	63	A	Paul BAKER	Lotus Elise S1	18	20:03.368	1 lap	1 lap	64.54	1:03.015	5
15	34	A	James PROCTOR	Lotus Exige S2	18	20:12.553	1 lap	9.185	64.05	1:03.370	4
16	57	A	Neil STOTHERT	Lotus Elise S1	18	20:16.418	1 lap	3.865	63.85	1:03.213	4
17	59	A	Nigel HANNAM	Lotus Elise S1	18	20:17.153	1 lap	0.735	63.81	1:04.127	4
18	27	INV	Steven GROVE	Lotus Elise S1(NA Honda)	18	20:18.495	1 lap	1.342	63.74	1:00.421	4
19	22	A	Donald CANARD	Lotus Elise S1	18	20:18.510	1 lap	0.015	63.74	1:02.398	4
20	8	A	Paul McNEILLY	Lotus Elise S1	18	20:22.694	1 lap	4.199	63.52	1:03.172	4
21	93	INV	Vitthal CHAUHAN	Lotus Elise S1	17	20:13.308	2 laps	1 lap	60.45	1:03.082	4
22	7	INV	Cliff FOX	Lotus Elise S1 (NA Honda)	16	20:48.949	3 laps	1 lap	55.27	1:04.614	3

NOT CLASSIFIED

DNF	147	INV	Glen SHERWOOD	Exige S	9	11:47.156	10 laps	7 laps	54.91	1:04.240	2
DNF	14	A	Hans BAUMHARDT	Lotus Elise S2	8	9:46.092	11 laps	1 lap	58.89	1:01.382	4
DNF	55	A	Andy GORDON	Lotus Elise S1	5	6:42.302	14 laps	3 laps	53.62	1:02.735	3

FASTEST LAP

70	A	Marcus JEWELL	Lotus Elise S2 R	4	59.938	71.99 mph	115.85 kph
27	INV	Steven GROVE	Lotus Elise S1 (NA Honda)	4	1:02.421	69.12 mph	111.25 kph

Weather / Track : Cloudy / Wet

These results are provisional until the conclusion of any judicial and technical matters.

Brands Hatch Indy
Circuit Length = 1.1986 miles
Start: 15:36 End: 15:58

Clerk of Course :	Timekeeper :
-------------------	--------------

Lotus on Track Elise Trophy - Race A

RACE 7 - LAP CHART

Lap 1			Lap 2			Lap 3			Lap 4			Lap 5		
No	Behind	Laptime	No	Behind	Laptime	No	Behind	Laptime	No	Behind	Laptime	No	Behind	Laptime
33		1:08.885	33		1:01.293	33		1:00.591	33		1:01.135	3		1:01.252
3	0.398	1:09.283	3	0.128	1:01.023	3	0.327	1:00.790	3	0.198	1:01.006	33	0.538	1:01.988
97	1.270	1:10.155	18	0.835	1:00.553	18	1.076	1:00.832	18	1.022	1:01.081	18	0.709	1:01.137
18	1.575	1:10.460	97	2.238	1:02.261	97	2.568	1:00.921	70	1.647	59.938	70	1.042	1:00.845
70	1.998	1:10.883	70	2.547	1:01.842	70	2.844	1:00.888	97	2.725	1:01.292	91	2.750	1:00.690
91	2.431	1:11.316	91	3.228	1:02.090	91	3.356	1:00.719	91	3.510	1:01.289	97	3.043	1:01.768
65	3.200	1:12.085	65	3.851	1:01.944	65	4.242	1:00.982	65	3.999	1:00.892	65	3.281	1:00.732
9	3.570	1:12.455	9	4.349	1:02.072	9	4.768	1:01.010	9	4.579	1:00.946	45	5.473	1:00.804
54	4.265	1:13.150	45	4.832	1:01.496	45	5.331	1:01.090	45	6.119	1:01.923	9	5.490	1:02.361
45	4.629	1:13.514	54	5.932	1:02.960	2	6.827	1:01.035	2	6.851	1:01.159	2	6.678	1:01.277
22	4.859	1:13.744	2	6.383	1:02.145	54	7.029	1:01.688	54	7.254	1:01.360	54	6.711	1:00.907
2	5.531	1:14.416	22	6.460	1:02.894	29	8.487	1:02.502	29	8.609	1:01.257	29	8.527	1:01.368
29	5.804	1:14.689	29	6.576	1:02.065	14	9.420	1:02.459	14	9.667	1:01.382	14	10.017	1:01.800
14	6.463	1:15.348	14	7.552	1:02.382	58	10.247	1:02.960	58	10.675	1:01.563	58	11.801	1:02.576
58	6.743	1:15.628	58	7.878	1:02.428	55	11.072	1:02.735	55	13.839	1:03.902	55	15.484	1:03.095
55	7.304	1:16.189	55	8.928	1:02.917	8	14.782	1:03.667	8	16.819	1:03.172	8	19.119	1:03.750
8	9.703	1:18.588	8	11.706	1:03.296	57	17.177	1:03.652	57	19.255	1:03.213	57	21.294	1:03.489
57	10.358	1:19.243	57	14.116	1:05.051	59	19.103	1:04.479	63	22.019	1:03.438	63	23.584	1:03.015
59	10.654	1:19.539	59	15.215	1:05.854	63	19.716	1:04.732	59	22.095	1:04.127	22	24.566	1:03.216
63	11.150	1:20.035	63	15.575	1:05.718	34	20.288	1:04.963	34	22.523	1:03.370	59	26.071	1:05.426
34	11.545	1:20.430	34	15.916	1:05.664	22	23.537	1:17.668	22	22.800	1:00.398	34	26.260	1:05.187
93	26.847	1:35.732	93	29.083	1:03.529	93	31.678	1:03.186	93	33.625	1:03.082	27	37.463	1:04.134
27	27.990	1:36.875	27	30.615	1:03.918	27	33.493	1:03.469	27	34.779	1:02.421	147	43.820	1:06.380
147	28.982	1:37.867	147	31.929	1:04.240	147	35.745	1:04.407	147	38.890	1:04.280	7	46.626	1:06.202
7	30.612	1:39.497	7	34.346	1:05.027	7	38.369	1:04.614	7	41.874	1:04.640			

Lotus on Track Elise Trophy - Race A

RACE 7 - LAP CHART

Lap 6			Lap 7			Lap 8			Lap 9			Lap 10		
No	Behind	Laptime	No	Behind	Laptime	No	Behind	Laptime	No	Behind	Laptime	No	Behind	Laptime
3		1:03.147	3		1:03.145	3		1:03.886	3		1:03.260	3		1:03.574
33	0.204	1:02.813	33	1.023	1:03.964	70	0.780	1:03.625	70	1.415	1:03.895	147	1 LAP	1:12.586
18	0.376	1:02.814	70	1.041	1:03.622	91	0.922	1:03.179	91	2.182	1:04.520	70	3.234	1:05.393
70	0.564	1:02.669	91	1.629	1:03.538	33	2.038	1:04.901	33	3.303	1:04.525	91	3.294	1:04.686
91	1.236	1:01.633	65	4.684	1:03.907	65	6.273	1:05.475	45	10.915	1:06.523	33	3.970	1:04.241
65	3.922	1:03.788	45	6.605	1:04.708	45	7.652	1:04.933	9	12.327	1:05.965	7	1 LAP	1:09.845
45	5.042	1:02.716	9	7.437	1:05.154	9	9.622	1:06.071	54	12.500	1:05.700	45	13.271	1:05.930
9	5.428	1:03.085	54	7.559	1:04.414	54	10.060	1:06.387	65	16.470	1:13.457	54	15.104	1:06.178
54	6.290	1:02.726	2	8.140	1:04.988	2	10.772	1:06.518	2	16.644	1:09.132	9	16.119	1:07.366
2	6.297	1:02.766	18	11.051	1:13.820	18	12.542	1:05.377	18	16.940	1:07.658	65	19.777	1:06.881
29	7.679	1:02.299	14	11.978	1:04.813	14	14.592	1:06.500	58	19.308	1:05.209	18	19.918	1:06.552
14	10.310	1:03.440	58	15.206	1:05.392	58	17.359	1:06.039	97	23.899	1:05.887	2	20.915	1:07.845
58	12.959	1:04.305	29	18.606	1:14.072	97	21.272	1:06.544	29	24.735	1:06.184	58	21.580	1:05.846
97	17.639	1:17.743	97	18.614	1:04.120	29	21.811	1:07.091	63	37.915	1:07.443	97	25.819	1:05.494
8	22.143	1:06.171	8	27.032	1:08.034	8	33.214	1:10.068	22	39.908	1:07.092	29	26.913	1:05.752
57	24.217	1:06.070	63	30.189	1:07.922	63	33.732	1:07.429	34	40.513	1:08.400	63	41.919	1:07.578
22	24.484	1:03.065	57	30.792	1:09.720	57	34.992	1:08.086	57	41.108	1:09.376	22	44.504	1:08.170
63	25.412	1:04.975	34	31.280	1:05.853	34	35.373	1:07.979	8	41.627	1:11.673	34	44.669	1:07.730
59	28.452	1:05.528	59	32.609	1:07.302	22	36.076	1:06.426	59	42.874	1:09.429	57	45.304	1:07.770
34	28.572	1:05.459	22	33.536	1:12.197	59	36.705	1:07.982	93	1 LAP	1:07.927	8	46.821	1:08.768
93	1 LAP	2:01.880 P	93	1 LAP	1:11.212	93	1 LAP	1:05.976	27	48.087	1:06.276	59	47.595	1:08.295
27	39.616	1:05.300	27	42.909	1:06.438	27	45.071	1:06.048				93	1 LAP	1:07.818
147	47.952	1:07.279	147	52.580	1:07.773	147	57.481	1:08.787				27	51.616	1:07.103
7	51.605	1:08.126	7	56.359	1:07.899	7	1:01.795	1:09.322						

Lotus on Track Elise Trophy - Race A

RACE 7 - LAP CHART

Lap 11			Lap 12			Lap 13			Lap 14			Lap 15		
No	Behind	Laptime	No	Behind	Laptime	No	Behind	Laptime	No	Behind	Laptime	No	Behind	Laptime
3		1:03.089	3		1:04.178	3		1:04.364	3		1:04.894	3		1:03.367
70	4.334	1:04.189	91	5.283	1:04.410	91	5.432	1:04.513	70	4.628	1:03.824	8	1 LAP	1:09.018
91	5.051	1:04.846	70	5.395	1:05.239	70	5.698	1:04.667	91	5.092	1:04.554	70	4.171	1:02.910
33	6.140	1:05.259	33	6.722	1:04.760	33	6.149	1:03.791	33	5.371	1:04.116	91	4.664	1:02.939
7	1 LAP	1:11.127	45	17.456	1:06.112	45	18.668	1:05.576	45	19.233	1:05.459	33	5.166	1:03.162
45	15.522	1:05.340	7	1 LAP	1:10.970	54	21.302	1:05.727	54	21.172	1:04.764	45	20.882	1:05.016
54	18.055	1:06.040	54	19.939	1:06.062	9	22.528	1:05.464	9	23.200	1:05.566	54	22.569	1:04.764
9	19.305	1:06.275	9	21.428	1:06.301	18	22.946	1:04.688	18	23.912	1:05.860	18	23.697	1:03.152
18	22.018	1:05.189	18	22.622	1:04.782	58	26.471	1:05.065	58	26.873	1:05.296	9	25.090	1:05.257
65	23.778	1:07.090	58	25.770	1:05.823	7	1 LAP	1:12.076	2	28.540	1:04.619	58	27.212	1:03.706
2	24.089	1:06.263	65	27.401	1:07.801	65	28.665	1:05.628	65	29.211	1:05.440	65	31.531	1:05.687
58	24.125	1:05.634	2	27.681	1:07.770	2	28.815	1:05.498	97	30.030	1:06.076	97	32.138	1:05.475
97	27.819	1:05.089	97	28.283	1:04.642	97	28.848	1:04.929	29	31.220	1:05.326	29	32.505	1:04.652
29	29.230	1:05.406	29	29.846	1:04.794	29	30.788	1:05.306	7	1 LAP	1:11.556	2	47.072	1:21.899
63	45.029	1:06.199	63	47.103	1:06.252	63	48.833	1:06.094	63	50.196	1:06.257	63	54.053	1:07.224
34	49.003	1:07.423	34	53.043	1:08.218	22	55.659	1:06.941	22	56.710	1:05.945	22	1:00.828	1:07.485
22	50.114	1:08.699	22	53.082	1:07.146	34	55.759	1:07.080	34	56.981	1:06.116	34	1:01.210	1:07.596
57	50.804	1:08.589	57	54.068	1:07.442	57	57.128	1:07.424	57	58.333	1:06.099	93	1 LAP	1:08.386
8	51.923	1:08.191	59	55.404	1:07.582	59	57.957	1:06.917	93	1 LAP	1:05.280			
59	52.000	1:07.494	93	1 LAP	1:06.413	93	1 LAP	1:06.751	59	59.961	1:06.898			
93	1 LAP	1:06.575	8	57.367	1:09.622	27	1:00.281	1:07.133	27	1:01.770	1:06.383			
27	55.550	1:07.023	27	57.512	1:06.140	8	1:01.543	1:08.540						

Lotus on Track Elise Trophy - Race A
RACE 7 - LAP CHART

Lap 16			Lap 17			Lap 18			Lap 19		
No	Behind	Laptime	No	Behind	Laptime	No	Behind	Laptime	No	Behind	Laptime
3		1:04.068	3		1:02.918	3		1:02.487	3		1:02.447
57	1 LAP	1:10.066	22	1 LAP	1:07.530	70	2.830	1:02.165	63	1 LAP	1:05.564
59	1 LAP	1:09.309	34	1 LAP	1:07.612	91	5.854	1:03.942	70	1.704	1:01.321
27	1 LAP	1:07.834	93	2 LAPS	1:05.636	34	1 LAP	1:08.664	91	5.512	1:02.105
70	3.156	1:03.053	70	3.152	1:02.914	33	8.028	1:05.796	33	6.698	1:01.117
91	3.535	1:02.939	91	4.399	1:03.782	93	2 LAPS	1:09.476	34	1 LAP	1:04.809
33	4.227	1:03.129	33	4.719	1:03.410	7	3 LAPS	1:52.361	93	2 LAPS	1:04.449
8	1 LAP	1:09.917	57	1 LAP	1:08.292	57	1 LAP	1:06.759	57	1 LAP	1:06.077
45	22.167	1:05.353	59	1 LAP	1:08.696	59	1 LAP	1:06.050	59	1 LAP	1:06.246
54	22.397	1:03.896	27	1 LAP	1:12.620	22	1 LAP	1:13.114	27	1 LAP	1:05.300
7	2 LAPS	1:55.946	8	1 LAP	1:06.650	27	1 LAP	1:04.080	22	1 LAP	1:06.780
18	22.627	1:02.998	45	23.297	1:04.048	8	1 LAP	1:06.094	8	1 LAP	1:07.475
9	25.611	1:04.589	54	23.487	1:04.008	54	24.669	1:03.669	54	25.094	1:02.872
58	27.781	1:04.637	18	23.768	1:04.059	45	25.032	1:04.222	45	25.755	1:03.170
97	31.895	1:03.825	9	27.638	1:04.945	18	25.315	1:04.034	18	25.807	1:02.939
29	32.949	1:04.512	58	28.709	1:03.846	9	28.231	1:03.080	58	28.564	1:02.369
65	33.534	1:06.071	97	33.594	1:04.617	58	28.642	1:02.420	9	30.540	1:04.756
2	48.982	1:05.978	29	34.745	1:04.714	97	34.401	1:03.294	97	35.774	1:03.820
63	55.846	1:05.861	65	35.152	1:04.536	65	35.362	1:02.697	65	36.388	1:03.473
			2	51.702	1:05.638	29	35.746	1:03.488	29	36.886	1:03.587
			63	1:00.560	1:07.632	2	54.182	1:04.967	7	3 LAPS	1:39.741
									2	55.764	1:04.029

Lotus on Track Elise Trophy - Race B

RACE 12 - CLASSIFICATION

POS	NO	CL	NAME	ENTRY	LAPS	TIME	GAP	DIFF	MPH	BEST	ON
1	42	B	Mark SPELLER	Lotus Exige S2	22	20:33.049			76.98	55.374	7
2	69	B	Paul HARDING	Lotus Elise S1	22	20:39.103	6.054	6.054	76.61	54.965	13
3	47	B	David HAY	Lotus Elise S2	22	20:39.695	6.646	0.592	76.57	55.286	14
4	23	B	Gary BROAD	Lotus Elise S1	22	20:39.832	6.783	0.137	76.56	55.034	21
5	32	B	Eric BAILEY	Lotus Elise S1	22	20:45.313	12.264	5.481	76.23	55.601	5
6	38	B	BJ CHONG	Lotus Elise S1	22	20:46.676	13.627	1.363	76.14	55.344	16
7	62	B	Tom CHATTERWAY	Lotus Exige S2	22	20:47.330	14.281	0.654	76.10	55.236	16
8	4	B	Nigel AYRES	Lotus Elise S1	22	20:49.520	16.471	2.190	75.97	55.600	9
9	40	B	Simon PHILLIPS	Lotus Elise S2	22	20:53.704	20.655	4.184	75.72	54.963	12
10	13	B	Matthew BARTLETT	Lotus Elise S1	22	20:58.453	25.404	4.749	75.43	55.730	6
11	31	B	Sean NASH	Lotus Elise S1	22	21:06.351	33.302	7.898	74.96	55.685	10
12	2	B	Simon DEACON	Lotus Elise S1	22	21:07.070	34.021	0.719	74.92	56.376	6
13	43	B	Phil STRATTON LAKE	Lotus Elise S1	22	21:08.999	35.950	1.929	74.80	56.106	19
14	44	B	Stu MALT	Lotus Elise S1	22	21:21.233	48.184	12.234	74.09	57.071	18
15	93	INV	Vitthal CHAUHAN	Lotus Elise S1	22	21:29.776	56.727	8.543	73.60	56.022	9
16	71	B	Steve QUICK	Lotus Elise S1	21	20:37.234	1 lap	1 lap	73.24	55.280	16
17	30	B	Dave CARR	Lotus Elise S1	21	20:38.745	1 lap	1.511	73.15	57.263	9
18	28	B	Will PRICE	Lotus Elise S1	21	20:47.417	1 lap	8.672	72.64	57.396	13
19	7	INV	Cliff FOX	Lotus Elise S1 (NA Honda)	21	21:00.170	1 lap	12.753	71.90	57.628	4
20	89	B	Simon JONES	Lotus Elise S1	20	21:00.166	2 laps	1 lap	68.48	1:01.107	7
21	53	B	Christopher MAYHEW	Lotus Elise S2	20	21:14.814	2 laps	14.648	67.69	59.893	12

NOT CLASSIFIED

DNF 78	B	Ben PITCH	Lotus Elise S1	1	1:09.661	21 laps	19 laps	61.94
--------	---	-----------	----------------	---	----------	---------	---------	-------

FASTEST LAP

40	B	Simon PHILLIPS	Lotus Elise S2	12	54.963	78.50 mph	126.34 kph
93	INV	Vitthal CHAUHAN	Lotus Elise S1	9	56.022	77.02 mph	123.95 kph

Weather / Track : Bright / Dry

These results are provisional until the conclusion of any judicial and technical matters.

Brands Hatch Indy
Circuit Length = 1.1986 miles
Start: 11:57 End: 12:19

Clerk of Course :

Timekeeper :

Lotus on Track Elise Trophy - Race B
RACE 12 - LAP CHART

Lap 1			Lap 2			Lap 3			Lap 4			Lap 5		
No	Behind	Laptime	No	Behind	Laptime	No	Behind	Laptime	No	Behind	Laptime	No	Behind	Laptime
42		1:03.419	42		56.490	42		55.696	42		55.499	42		55.512
47	0.478	1:03.897	47	0.494	56.506	47	1.041	56.243	47	1.001	55.459	47	1.006	55.517
32	1.459	1:04.878	32	1.195	56.226	32	1.332	55.833	32	1.790	55.957	32	1.879	55.601
69	1.939	1:05.358	69	1.661	56.212	69	1.836	55.871	69	2.324	55.987	69	2.712	55.900
40	1.980	1:05.399	40	1.906	56.416	40	2.155	55.945	40	2.679	56.023	40	2.985	55.818
38	3.098	1:06.517	38	3.002	56.394	38	3.264	55.958	38	3.302	55.537	38	3.883	56.093
71	3.249	1:06.668	71	3.318	56.559	71	3.587	55.965	71	3.884	55.796	71	4.037	55.665
62	3.527	1:06.946	62	3.508	56.471	62	3.902	56.090	62	4.131	55.728	62	4.352	55.733
4	4.115	1:07.534	4	4.611	56.986	4	5.200	56.285	4	6.075	56.374	23	6.853	56.040
31	4.355	1:07.774	31	5.016	57.151	23	6.143	56.433	23	6.325	55.681	4	7.394	56.831
2	4.899	1:08.318	23	5.406	56.883	31	6.249	56.929	31	7.435	56.685	31	8.099	56.176
23	5.013	1:08.432	2	6.021	57.612	2	6.944	56.619	2	8.080	56.635	13	8.617	55.986
13	5.110	1:08.529	13	6.509	57.889	13	7.106	56.293	13	8.143	56.536	2	9.465	56.897
43	5.639	1:09.058	43	6.866	57.717	43	7.966	56.796	43	8.792	56.325	43	10.066	56.786
44	5.969	1:09.388	44	7.579	58.100	44	9.934	58.051	44	12.461	58.026	44	15.312	58.363
78	6.242	1:09.661	28	8.086	58.243	28	10.409	58.019	28	12.749	57.839	30	16.243	58.589
28	6.333	1:09.752	30	8.942	58.551	30	10.783	57.537	30	13.166	57.882	28	25.464	1:08.227
30	6.881	1:10.300	53	13.665	1:01.146	53	18.719	1:00.750	53	24.445	1:01.225	53	30.622	1:01.689
53	9.009	1:12.428	89	17.139	1:03.419	89	24.052	1:02.609	93	29.397	57.675	93	31.317	57.432
89	10.210	1:13.629	93	24.986	56.964	93	27.221	57.931	89	31.873	1:03.320	7	35.461	58.597
93	24.512	1:27.931	7	28.055	58.383	7	30.247	57.888	7	32.376	57.628	89	38.244	1:01.883
7	26.162	1:29.581												

Lotus on Track Elise Trophy - Race B
RACE 12 - LAP CHART

Lap 6			Lap 7			Lap 8			Lap 9			Lap 10		
No	Behind	Laptime	No	Behind	Laptime	No	Behind	Laptime	No	Behind	Laptime	No	Behind	Laptime
42		55.644	42		55.374	42		55.455	42		55.805	42		56.019
47	1.163	55.801	47	1.676	55.887	47	1.839	55.618	89	1 LAP	1:01.683	53	1 LAP	1:02.013
32	1.938	55.703	32	2.577	56.013	32	3.262	56.140	47	2.023	55.989	47	2.178	56.174
69	2.654	55.586	69	2.895	55.615	69	3.588	56.148	69	4.124	56.341	69	4.402	56.297
40	3.009	55.668	40	3.100	55.465	40	3.912	56.267	40	4.407	56.300	40	4.646	56.258
38	4.344	56.105	38	5.142	56.172	38	5.764	56.077	32	5.020	57.563	32	5.259	56.258
71	4.491	56.098	71	5.559	56.442	71	6.791	56.687	38	5.898	55.939	38	5.602	55.723
62	4.724	56.016	62	5.755	56.405	62	7.371	57.071	71	6.477	55.491	71	6.270	55.812
23	6.930	55.721	23	7.197	55.641	23	7.550	55.808	23	7.697	55.952	23	6.823	55.145
4	8.038	56.288	4	8.707	56.043	4	9.252	56.000	62	7.996	56.430	62	8.015	56.038
31	8.371	55.916	31	8.937	55.940	31	9.362	55.880	4	9.047	55.600	89	1 LAP	1:03.337
13	8.703	55.730	13	9.753	56.424	13	10.451	56.153	13	12.145	57.499	4	8.945	55.917
2	10.197	56.376	2	11.520	56.697	2	13.020	56.955	2	15.014	57.799	13	12.514	56.388
43	10.769	56.347	43	11.728	56.333	43	13.211	56.938	43	15.202	57.796	2	16.174	57.179
44	18.572	58.904	44	21.150	57.952	44	23.434	57.739	31	24.556	1:10.999	43	16.358	57.175
30	18.703	58.104	30	22.189	58.860	30	24.487	57.753	44	25.389	57.760	31	24.222	55.685
28	27.732	57.912	28	30.659	58.301	28	33.110	57.906	30	25.945	57.263	44	26.618	57.248
93	32.987	57.314	93	34.948	57.335	93	36.624	57.131	28	35.339	58.034	30	28.612	58.686
7	37.754	57.937	7	40.883	58.503	7	43.400	57.972	93	36.841	56.022	28	37.094	57.774
53	37.812	1:02.834	53	45.083	1:02.645	53	50.483	1:00.855	7	45.397	57.802	93	37.476	56.654
89	45.154	1:02.554	89	50.887	1:01.107							7	47.072	57.694

Lotus on Track Elise Trophy - Race B

RACE 12 - LAP CHART

Lap 11			Lap 12			Lap 13			Lap 14			Lap 15		
No	Behind	Laptime	No	Behind	Laptime	No	Behind	Laptime	No	Behind	Laptime	No	Behind	Laptime
42		55.805	42		55.848	42		55.476	42		55.532	42		55.643
47	2.207	55.834	47	2.203	55.844	47	2.195	55.468	7	1 LAP	58.393	69	2.739	55.661
69	3.974	55.377	69	3.301	55.175	69	2.790	54.965	47	1.949	55.286	47	2.802	56.496
40	4.470	55.629	40	3.585	54.963	40	3.393	55.284	69	2.721	55.463	40	3.039	55.621
32	6.396	56.942	32	6.329	55.781	32	6.801	55.948	40	3.061	55.200	7	1 LAP	59.126
38	6.824	57.027	38	6.960	55.984	38	7.292	55.808	32	6.889	55.620	32	6.963	55.717
23	7.069	56.051	23	7.097	55.876	23	7.577	55.956	23	7.855	55.810	23	7.338	55.126
71	7.281	56.816	71	7.567	56.134	71	8.275	56.184	71	9.912	57.169	71	9.901	55.632
62	8.164	55.954	62	7.877	55.561	62	8.887	56.486	38	10.389	58.629	38	10.395	55.649
4	9.852	56.712	4	9.823	55.819	4	10.774	56.427	62	10.492	57.137	62	10.789	55.940
53	1 LAP	1:05.254	13	14.461	56.696	13	15.474	56.489	4	11.681	56.439	4	12.304	56.266
13	13.613	56.904	53	1 LAP	1:00.660	53	1 LAP	59.893	13	16.510	56.568	13	17.031	56.164
89	1 LAP	1:02.053	2	19.260	57.458	2	20.475	56.691	2	22.580	57.637	2	24.456	57.519
2	17.650	57.281	43	19.572	57.221	31	26.629	57.392	31	27.793	56.696	31	28.464	56.314
43	18.199	57.646	89	1 LAP	1:02.687	43	29.091	1:04.995	43	30.072	56.513	43	31.111	56.682
31	24.606	56.189	31	24.713	55.955	89	1 LAP	1:03.028	44	34.483	58.155	44	36.400	57.560
44	28.291	57.478	44	30.005	57.562	44	31.860	57.331	89	1 LAP	1:02.391	89	1 LAP	1:02.236
30	31.647	58.840	30	33.851	58.052	30	37.128	58.753	30	40.947	59.351	30	43.419	58.115
28	38.875	57.586	93	40.416	57.389	93	41.883	56.943	93	43.199	56.848	93	44.305	56.749
93	38.875	57.204	28	41.564	58.537	28	43.484	57.396	28	46.989	59.037	28	50.801	59.455
7	49.936	58.669	7	52.709	58.621				53	1 LAP	1:24.715			

Lotus on Track Elise Trophy - Race B

RACE 12 - LAP CHART


Lap 16			Lap 17			Lap 18			Lap 19			Lap 20		
No	Behind	Laptime	No	Behind	Laptime	No	Behind	Laptime	No	Behind	Laptime	No	Behind	Laptime
42		55.647	42		55.909	42		55.565	42		55.542	42		55.669
53	2 LAPS	1:03.245	69	2.800	55.878	89	2 LAPS	1:01.995	69	5.142	57.678	69	5.314	55.841
69	2.831	55.739	47	3.819	56.319	28	1 LAP	58.596	47	5.259	57.221	47	5.628	56.038
40	3.181	55.789	23	7.673	56.654	69	3.006	55.771	28	1 LAP	59.494	23	7.422	55.520
47	3.409	56.254	32	8.041	56.051	47	3.580	55.326	89	2 LAPS	1:02.689	28	1 LAP	58.519
7	1 LAP	58.950	53	2 LAPS	1:04.401	23	7.474	55.366	23	7.571	55.639	32	10.948	56.812
23	6.928	55.237	71	10.033	56.408	32	9.457	56.981	32	9.805	55.890	71	11.028	56.620
32	7.899	56.583	38	10.816	56.633	71	10.258	55.790	71	10.077	55.361	40	11.504	55.296
71	9.534	55.280	62	11.405	56.936	38	10.970	55.719	38	10.980	55.552	38	12.253	56.942
38	10.092	55.344	40	11.782	1:04.510	62	11.726	55.886	40	11.877	55.392	62	13.792	56.947
62	10.378	55.236	7	1 LAP	1:01.504	40	12.027	55.810	62	12.514	56.330	89	2 LAPS	1:02.254
4	12.533	55.876	4	13.418	56.794	4	14.364	56.511	4	14.930	56.108	4	15.199	55.938
13	17.943	56.559	13	18.819	56.785	7	1 LAP	59.169	7	1 LAP	58.208	7	1 LAP	57.674
2	26.071	57.262	2	27.619	57.457	53	2 LAPS	1:03.170	13	21.849	57.160	13	22.868	56.688
31	29.044	56.227	31	29.308	56.173	13	20.231	56.977	53	2 LAPS	1:01.603	53	2 LAPS	1:01.028
43	31.773	56.309	43	32.254	56.390	2	29.184	57.130	2	30.794	57.152	2	31.756	56.631
44	38.484	57.731	44	40.080	57.505	31	30.830	57.087	31	31.648	56.360	31	32.059	56.080
30	47.472	59.700	93	48.667	57.099	43	32.995	56.306	43	33.559	56.106	43	34.131	56.241
93	47.477	58.819	30	49.884	58.321	44	41.586	57.071	44	43.450	57.406	44	44.996	57.215
89	1 LAP	1:02.827				93	50.748	57.646	93	52.425	57.219	93	53.599	56.843
28	54.276	59.122				30	52.617	58.298	30	54.879	57.804			

Lotus on Track Elise Trophy - Race B
RACE 12 - LAP CHART

Lap 21			Lap 22		
No	Behind	Laptime	No	Behind	Laptime
42		55.778	42		55.722
30	1 LAP	58.962	71	1 LAP	1:44.657 P
69	5.798	56.262	30	1 LAP	59.024
47	6.089	56.239	69	6.054	55.978
23	6.678	55.034	47	6.646	56.279
28	1 LAP	58.336	23	6.783	55.827
32	11.017	55.847	32	12.264	56.969
38	13.113	56.638	38	13.627	56.236
62	14.401	56.387	62	14.281	55.602
4	15.876	56.455	28	1 LAP	59.332
40	19.509	1:03.783	4	16.471	56.317
89	2 LAPS	1:02.385	40	20.655	56.868
13	23.975	56.885	13	25.404	57.151
7	1 LAP	59.261	89	2 LAPS	1:02.080
31	32.886	56.605	7	1 LAP	58.610
2	32.913	56.935	31	33.302	56.138
43	35.237	56.884	2	34.021	56.830
53	2 LAPS	1:03.655	43	35.950	56.435
44	46.394	57.176	53	2 LAPS	1:01.605
93	54.646	56.825	44	48.184	57.512
			93	56.727	57.803

Lotus on Track Elise Trophy - FINAL C

RACE 15 - GRID

ROW 16	57	Neil STOTHERT	
ROW 15	34	James PROCTOR	30
ROW 14	63	Paul BAKER	71
ROW 13	43	Phil STRATTON LAKE	44
ROW 12	29	Greg NOBLE	2
ROW 11	65	John LAMASTER	31
ROW 10	97	Andy DOLAN	13
ROW 9	9	Martin ROBERTS	40
ROW 8	58	Adam BEWSEY	4
ROW 7	18	Steve WILLIAMS	62
ROW 6	45	Peter DRIVER	38
ROW 5	54	Rob AUSTIN	32
ROW 4	33	Michael EDWARDS	23
ROW 3	91	Luigi Valentino MAZZA	47
ROW 2	70	Marcus JEWELL	69
ROW 1	3	Martin DONNELLY	42
Pole			
			

Brands Hatch Indy
Circuit Length = 1.1986 miles

These results are provisional until the conclusion of any judicial and technical matters.

Clerk of Course :		Timekeeper :
-------------------	--	--------------

Lotus on Track Elise Trophy - FINAL C

RACE 15 - CLASSIFICATION

POS	NO	CL	NAME	ENTRY	LAPS	TIME	GAP	DIFF	MPH	BEST	ON
1	3	A	Martin DONNELLY	Lotus Elise S1	22	20:21.406			77.72	54.650	2
2	42	B	Mark SPELLER	Lotus Exige S2	22	20:23.115	1.709	1.709	77.61	54.462	2
3	70	A	Marcus JEWELL	Lotus Elise S2 R	22	20:30.687	9.281	7.572	77.13	55.206	7
4	33	A	Michael EDWARDS	Lotus Elise S1	22	20:30.767	9.361	0.080	77.13	54.644	22
5	69	B	Paul HARDING	Lotus Elise S1	22	20:33.643	12.237	2.876	76.95	55.402	11
6	91	A	Luigi Valentino MAZZA	Lotus Elise S1	22	20:34.089	12.683	0.446	76.92	55.275	11
7	18	A	Steve WILLIAMS	Lotus Elise S1	22	20:35.666	14.260	1.577	76.82	54.618	22
8	62	B	Tom CHATTERWAY	Lotus Exige S2	22	20:41.134	19.728	5.468	76.48	55.009	16
9	40	B	Simon PHILLIPS	Lotus Elise S2	22	20:41.452	20.046	0.318	76.46	55.092	18
10	54	A	Rob AUSTIN	Lotus Elise S1	22	20:58.456	37.050	17.004	75.43	55.763	8
11	97	A	Andy DOLAN	Lotus Elise S1	22	20:58.457	37.051	0.001	75.43	55.549	22
12	45	A	Peter DRIVER	Lotus Elise S1	22	21:01.968	40.562	3.511	75.22	55.831	3
13	13	B	Matthew BARTLETT	Lotus Elise S1	22	21:02.168	40.762	0.200	75.21	56.003	4
14	47	B	David HAY	Lotus Elise S2	22	21:02.455	41.049	0.287	75.19	55.436	8
15	31	B	Sean NASH	Lotus Elise S1	22	21:02.500	41.094	0.045	75.19	55.889	11
16	29	A	Greg NOBLE	Lotus Elise S1	22	21:03.245	41.839	0.745	75.14	55.729	10
17	4	B	Nigel AYRES	Lotus Elise S1	22	21:03.603	42.197	0.358	75.12	55.863	6
18	9	A	Martin ROBERTS	Lotus Elise S2	22	21:03.800	42.394	0.197	75.11	55.429	11
19	38	B	BJ CHONG	Lotus Elise S1	22	21:04.399	42.993	0.599	75.08	56.106	7
20	71	B	Steve QUICK	Lotus Elise S1	22	21:04.877	43.471	0.478	75.05	55.991	15
21	44	B	Stu MALT	Lotus Elise S1	22	21:11.313	49.907	6.436	74.67	56.478	22
22	43	B	Phil STRATTON LAKE	Lotus Elise S1	22	21:15.237	53.831	3.924	74.44	56.225	14
23	30	B	Dave CARR	Lotus Elise S1	21	20:27.405	1 lap	1 lap	73.82	56.766	15
24	57	A	Neil STOTHERT	Lotus Elise S1	21	20:27.911	1 lap	0.506	73.79	56.772	8
25	58	A	Adam BEWSEY	Lotus Elise S1	21	20:27.937	1 lap	0.026	73.79	55.685	6
26	63	A	Paul BAKER	Lotus Elise S1	21	20:50.799	1 lap	22.862	72.44	57.527	7

NOT CLASSIFIED

DNF	32	B	Eric BAILEY	Lotus Elise S1	17	16:09.761	5 laps	4 laps	75.64	55.174	5
DNF	65	A	John LAMASTER	Lotus Elise S2	9	9:38.060	13 laps	8 laps	67.18	56.092	5
DNF	23	B	Gary BROAD	Lotus Elise S1	9	10:04.517	13 laps	6.336	64.24	55.116	5
DNF	2	A	Simon DEACON	Lotus Elise S1	8	9:03.996	14 laps	1 lap	63.45	56.229	4

FASTEST LAP

18	A	Steve WILLIAMS	Lotus Elise S1	22	54.618	79.00 mph	127.14 kph
42	B	Mark SPELLER	Lotus Exige S2	2	54.462	79.23 mph	127.50 kph

Weather / Track : Bright / Dry

These results are provisional until the conclusion of any judicial and technical matters.

Brands Hatch Indy
Circuit Length = 1.1986 miles
Start: 13:46 End: 14:07

Clerk of Course :	Timekeeper :
-------------------	--------------

Lotus on Track Elise Trophy - FINAL C
RACE 15 - LAP CHART

Lap 1			Lap 2			Lap 3			Lap 4			Lap 5		
No	Behind	Laptime	No	Behind	Laptime	No	Behind	Laptime	No	Behind	Laptime	No	Behind	Laptime
3		1:00.089	3		54.650	3		54.884	3		54.930	3		54.705
42	1.134	1:01.223	42	0.946	54.462	42	0.596	54.534	42	0.238	54.572	42	0.600	55.067
69	1.811	1:01.900	69	2.728	55.567	69	3.715	55.871	69	4.417	55.632	69	5.421	55.709
70	2.197	1:02.286	70	3.020	55.473	70	3.935	55.799	70	4.902	55.897	70	5.674	55.477
91	2.980	1:03.069	91	3.826	55.496	91	4.521	55.579	91	5.146	55.555	91	6.059	55.618
32	3.493	1:03.582	32	4.651	55.808	32	5.775	56.008	32	6.369	55.524	32	6.838	55.174
23	4.335	1:04.424	23	4.923	55.238	23	6.103	56.064	23	6.738	55.565	23	7.149	55.116
33	4.702	1:04.791	33	5.342	55.290	33	6.198	55.740	33	6.791	55.523	33	7.480	55.394
45	5.438	1:05.527	45	7.338	56.550	45	8.285	55.831	45	9.801	56.446	45	11.985	56.889
47	6.303	1:06.392	62	8.499	56.652	62	9.058	55.443	62	9.947	55.819	62	12.385	57.143
54	6.463	1:06.552	47	9.280	57.627	18	10.048	55.467	18	10.074	54.956	18	12.699	57.330
62	6.497	1:06.586	18	9.465	57.317	47	11.010	56.614	40	12.550	56.408	40	13.449	55.604
18	6.798	1:06.887	40	9.663	57.202	40	11.072	56.293	47	13.276	57.196	47	14.476	55.905
40	7.111	1:07.200	54	10.038	58.225	54	11.427	56.273	54	13.468	56.971	54	14.870	56.107
38	7.728	1:07.817	38	10.608	57.530	38	12.064	56.340	38	13.954	56.820	38	15.903	56.654
4	7.899	1:07.988	4	10.866	57.617	4	12.382	56.400	4	14.155	56.703	4	15.961	56.511
13	8.209	1:08.298	13	11.369	57.810	13	13.315	56.830	13	14.388	56.003	13	16.335	56.652
31	8.733	1:08.822	2	11.404	57.196	2	13.922	57.402	2	15.221	56.229	2	17.083	56.567
2	8.858	1:08.947	31	11.725	57.642	31	14.061	57.220	31	15.520	56.389	31	17.353	56.538
58	8.985	1:09.074	9	11.939	57.118	9	14.268	57.213	9	16.002	56.664	58	17.769	56.263
9	9.471	1:09.560	58	12.444	58.109	58	14.612	57.052	58	16.211	56.529	9	18.009	56.712
65	9.638	1:09.727	97	12.733	57.618	97	14.925	57.076	29	16.713	56.238	29	18.383	56.375
97	9.765	1:09.854	29	13.986	58.314	29	15.405	56.303	97	17.091	57.096	97	18.718	56.332
44	10.147	1:10.236	65	14.356	59.368	65	16.190	56.718	65	17.911	56.651	65	19.298	56.092
29	10.322	1:10.411	71	14.832	58.702	71	16.680	56.732	71	18.847	57.097	71	20.238	56.096
71	10.780	1:10.869	30	15.257	58.739	30	17.405	57.032	30	19.523	57.048	30	23.177	58.359
30	11.168	1:11.257	44	15.619	1:00.122	44	17.794	57.059	44	20.047	57.183	44	23.246	57.904
43	11.668	1:11.757	43	16.032	59.014	43	18.774	57.626	43	20.632	56.788	43	23.538	57.611
57	12.426	1:12.515	57	16.514	58.738	57	19.351	57.721	57	21.355	56.934	57	24.103	57.453
63	12.863	1:12.952	63	17.065	58.852	63	20.662	58.481	63	23.885	58.153	63	26.736	57.556

Lotus on Track Elise Trophy - FINAL C
RACE 15 - LAP CHART

Lap 6			Lap 7			Lap 8			Lap 9			Lap 10		
No	Behind	Laptime	No	Behind	Laptime	No	Behind	Laptime	No	Behind	Laptime	No	Behind	Laptime
3		54.817	3		55.051	3		55.251	3		55.219	3		55.308
42	0.356	54.573	42	0.172	54.867	42	0.356	55.435	42	0.595	55.458	42	0.052	54.765
70	7.197	56.340	70	7.352	55.206	70	7.615	55.514	70	7.936	55.540	70	7.981	55.353
69	7.430	56.826	69	8.003	55.624	69	8.412	55.660	69	8.686	55.493	69	9.101	55.723
91	7.736	56.494	91	8.557	55.872	91	8.729	55.423	91	9.208	55.698	91	9.387	55.487
32	8.000	55.979	32	9.690	56.741	32	10.758	56.319	33	13.427	57.400	33	13.068	54.949
33	8.394	55.731	33	9.979	56.636	23	11.050	56.316	32	15.436	59.897	32	16.198	56.070
23	8.476	56.144	23	9.985	56.560	33	11.246	56.518	62	16.020	56.196	62	16.421	55.709
45	13.679	56.511	62	14.923	55.971	62	15.043	55.371	18	16.287	55.935	18	16.650	55.671
62	14.003	56.435	18	15.673	56.500	18	15.571	55.149	40	16.808	56.005	40	17.497	55.997
18	14.224	56.342	40	16.044	56.468	40	16.022	55.229	54	18.359	56.061	54	19.096	56.045
40	14.627	55.995	54	17.005	56.163	54	17.517	55.763	47	18.807	56.283	47	19.481	55.982
47	15.222	55.563	47	17.558	57.387	47	17.743	55.436	45	20.941	56.926	45	22.933	57.300
54	15.893	55.840	45	17.896	59.268	45	19.234	56.589	4	21.645	57.425	4	23.273	56.936
4	17.007	55.863	4	18.206	56.250	4	19.439	56.484	38	22.056	57.381	13	23.523	56.654
38	17.607	56.521	38	18.662	56.106	38	19.894	56.483	13	22.177	57.423	38	23.537	56.789
13	17.779	56.261	13	19.026	56.298	13	19.973	56.198	58	22.349	55.970	58	23.670	56.629
2	18.569	56.303	2	20.279	56.761	58	21.598	56.392	97	24.353	55.953	97	24.610	55.565
58	18.637	55.685	58	20.457	56.871	97	23.619	57.324	29	25.034	56.574	29	25.455	55.729
31	19.240	56.704	9	21.133	56.669	29	23.679	57.533	31	25.659	56.804	31	26.553	56.202
9	19.515	56.323	31	21.307	57.118	9	23.981	58.099	65	26.204	57.039	9	27.336	55.769
29	19.946	56.380	29	21.397	56.502	31	24.074	58.018	9	26.875	58.113	71	29.096	56.802
97	20.318	56.417	97	21.546	56.279	65	24.384	57.652	71	27.602	58.322	44	33.291	56.939
65	20.724	56.243	65	21.983	56.310	71	24.499	56.673	44	31.660	57.950	43	34.310	56.675
71	21.875	56.454	71	23.077	56.253	2	26.281	1:01.253	23	32.540	1:16.709	30	37.640	58.412
44	25.572	57.143	44	27.296	56.775	44	28.929	56.884	43	32.943	58.333	57	38.228	58.941
30	26.099	57.739	30	27.914	56.866	30	29.554	56.891	30	34.536	1:00.201	63	42.906	59.351
43	26.483	57.762	43	28.174	56.742	43	29.829	56.906	57	34.595	59.545			
57	26.982	57.696	57	28.748	56.817	57	30.269	56.772	63	38.863	59.433			
63	29.476	57.557	63	31.952	57.527	63	34.649	57.948						

Lotus on Track Elise Trophy - FINAL C
RACE 15 - LAP CHART

Lap 11			Lap 12			Lap 13			Lap 14			Lap 15		
No	Behind	Laptime	No	Behind	Laptime	No	Behind	Laptime	No	Behind	Laptime	No	Behind	Laptime
3		55.237	3		55.500	3		55.792	3		55.600	3		55.927
42	0.102	55.287	42	7.655	1:03.053	42	6.900	55.037	42	6.176	54.876	42	5.463	55.214
70	8.388	55.644	70	8.438	55.550	70	8.552	55.906	70	8.536	55.584	63	1 LAP	1:09.899
69	9.266	55.402	69	9.382	55.616	69	9.212	55.622	69	9.186	55.574	70	8.357	55.748
91	9.425	55.275	91	9.723	55.798	91	9.660	55.729	91	9.635	55.575	69	9.052	55.793
33	12.542	54.711	33	11.714	54.672	33	10.834	54.912	33	10.028	54.794	33	9.555	55.454
32	17.059	56.098	32	17.296	55.737	62	18.885	57.123	62	18.577	55.292	91	9.629	55.921
62	17.673	56.489	62	17.554	55.381	18	19.206	57.173	18	18.674	55.068	18	18.350	55.603
18	18.475	57.062	18	17.825	54.850	40	19.716	56.540	40	19.288	55.172	62	18.907	56.257
40	18.874	56.614	40	18.968	55.594	54	20.574	56.373	54	21.310	56.336	40	19.285	55.924
54	19.728	55.869	54	19.993	55.765	47	21.434	56.832	47	21.566	55.732	54	21.898	56.515
47	19.990	55.746	47	20.394	55.904	32	23.769	1:02.265	32	24.432	56.263	47	21.937	56.298
45	24.803	57.107	45	25.868	56.565	45	27.264	57.188	45	28.604	56.940	32	24.675	56.170
4	25.079	57.043	4	26.314	56.735	4	27.489	56.967	4	28.780	56.891	45	29.362	56.685
13	25.679	57.393	13	26.946	56.767	13	27.851	56.697	97	28.963	56.616	4	29.728	56.875
58	25.699	57.266	97	27.639	57.365	97	27.947	56.100	13	29.207	56.956	97	29.885	56.849
97	25.774	56.401	38	28.532	57.785	38	29.234	56.494	38	29.819	56.185	13	30.501	57.221
38	26.247	57.947	29	28.776	57.819	29	29.446	56.462	29	29.983	56.137	38	30.678	56.786
29	26.457	56.239	31	28.777	57.072	31	29.566	56.581	31	30.275	56.309	29	30.903	56.847
31	27.205	55.889	9	29.563	57.535	9	30.358	56.587	9	30.838	56.080	31	31.144	56.796
9	27.528	55.429	71	31.623	56.596	71	32.419	56.588	71	33.521	56.702	9	31.437	56.526
71	30.527	56.668	44	36.763	57.412	44	37.790	56.819	44	38.919	56.729	71	33.585	55.991
44	34.851	56.797	43	37.759	57.960	43	39.023	57.056	43	39.648	56.225	44	41.342	58.350
43	35.299	56.226	58	41.803	1:11.604	58	42.532	56.521	58	42.842	55.910	43	41.732	58.011
30	40.509	58.106	30	43.228	58.219	30	44.960	57.524	30	46.955	57.595	58	42.793	55.878
57	40.962	57.971	57	43.709	58.247	57	45.294	57.377	57	47.278	57.584	30	47.794	56.766
63	45.581	57.912	63	47.698	57.617	63	49.631	57.725				57	48.156	56.805


Lotus on Track Elise Trophy - FINAL C
RACE 15 - LAP CHART

Lap 16			Lap 17			Lap 18			Lap 19			Lap 20		
No	Behind	Laptime	No	Behind	Laptime	No	Behind	Laptime	No	Behind	Laptime	No	Behind	Laptime
3		55.593	3		55.322	3		55.444	3		55.200	3		55.767
42	4.837	54.967	42	4.552	55.037	58	1 LAP	1:08.106	58	1 LAP	56.798	30	1 LAP	58.640
70	8.442	55.678	70	8.636	55.516	42	4.114	55.006	42	3.886	54.972	57	1 LAP	58.655
69	9.053	55.594	69	9.372	55.641	70	8.900	55.708	70	9.395	55.695	42	3.056	54.937
33	9.497	55.535	33	9.577	55.402	69	9.586	55.658	69	10.844	56.458	58	1 LAP	57.481
91	10.025	55.989	91	10.441	55.738	33	9.810	55.677	33	10.992	56.382	70	9.101	55.473
63	1 LAP	59.889	63	1 LAP	58.036	91	10.307	55.310	91	11.653	56.546	33	11.120	55.895
18	17.528	54.771	18	17.150	54.944	18	16.565	54.859	18	16.533	55.168	69	11.476	56.399
62	18.323	55.009	62	18.602	55.601	62	18.315	55.157	62	18.581	55.466	91	11.845	55.959
40	18.948	55.256	40	18.850	55.224	40	18.498	55.092	40	19.018	55.720	18	15.745	54.979
47	22.254	55.910	54	25.224	57.040	63	1 LAP	59.398	63	1 LAP	57.663	62	18.657	55.843
54	23.506	57.201	32	25.886	56.281	54	27.473	57.693	54	30.874	58.601	40	19.127	55.876
32	24.927	55.845	47	31.600	1:04.668	45	34.871	57.727	97	36.827	56.807	63	1 LAP	58.324
45	30.782	57.013	45	32.588	57.128	97	35.220	57.880	45	37.224	57.553	54	33.628	58.521
4	30.998	56.863	97	32.784	56.955	47	35.599	59.443	13	37.308	56.862	97	36.705	55.645
97	31.151	56.859	4	32.821	57.145	13	35.646	57.857	47	37.813	57.414	45	38.142	56.685
13	31.466	56.558	13	33.233	57.089	4	35.902	58.525	4	37.950	57.248	13	38.361	56.820
29	31.844	56.534	29	33.538	57.016	29	36.138	58.044	31	38.083	56.963	47	38.773	56.727
38	32.325	57.240	38	33.762	56.759	31	36.320	57.895	29	38.377	57.439	4	38.933	56.750
31	32.652	57.101	31	33.869	56.539	38	36.841	58.523	9	39.295	57.416	29	39.332	56.722
9	33.063	57.219	9	34.231	56.490	9	37.079	58.292	38	39.832	58.191	31	39.451	57.135
71	34.336	56.344	71	35.250	56.236	71	37.876	58.070	71	39.933	57.257	9	39.767	56.239
44	42.614	56.865	44	44.076	56.784	44	45.434	56.802	44	46.944	56.710	38	40.444	56.379
43	43.367	57.228	43	45.714	57.669	43	47.724	57.454	43	49.571	57.047	71	41.632	57.466
58	43.593	56.393	30	51.645	57.663	30	53.571	57.370				44	47.842	56.665
30	49.304	57.103	57	52.282	57.965	57	54.052	57.214				43	50.450	56.646
57	49.639	57.076												

Lotus on Track Elise Trophy - FINAL C
RACE 15 - LAP CHART

Lap 21			Lap 22		
No	Behind	Laptime	No	Behind	Laptime
3		55.753	3		55.367
42	2.259	54.956	42	1.709	54.817
30	1 LAP	58.111	30	1 LAP	57.764
57	1 LAP	58.273	57	1 LAP	57.612
58	1 LAP	56.597	58	1 LAP	56.809
70	8.981	55.633	70	9.281	55.667
33	10.084	54.717	33	9.361	54.644
69	11.432	55.709	69	12.237	56.172
91	11.722	55.630	91	12.683	56.328
18	15.009	55.017	18	14.260	54.618
62	18.869	55.965	62	19.728	56.226
40	19.117	55.743	40	20.046	56.296
63	1 LAP	58.197	63	1 LAP	58.329
54	35.225	57.350	54	37.050	57.192
97	36.869	55.917	97	37.051	55.549
45	38.921	56.532	45	40.562	57.008
13	39.154	56.546	13	40.762	56.975
47	39.777	56.757	47	41.049	56.639
4	40.264	57.084	31	41.094	55.925
29	40.292	56.713	29	41.839	56.914
31	40.536	56.838	4	42.197	57.300
9	40.921	56.907	9	42.394	56.840
38	41.286	56.595	38	42.993	57.074
71	42.194	56.315	71	43.471	56.644
44	48.796	56.707	44	49.907	56.478
43	51.709	57.012	43	53.831	57.489

Lotus on Track Elise Trophy - Final D
RACE 20 - GRID - AMENDED

ROW 15	70 Marcus JEWELL + 20 Seconds	18 Steve WILLIAMS + 20 seconds
ROW 14	93 Vitthal CHAUHAN + 20 Seconds	23 Gary BROAD + 20 seconds
ROW 13		
ROW 12	58 Adam BEWSEY	
ROW 11	45 Peter DRIVER	27 Steven GROVE
ROW 10	31 Sean NASH	29 Greg NOBLE
ROW 9	13 Matthew BARTLETT	97 Andy DOLAN
ROW 8	78 Ben PITCH	4 Nigel AYRES
ROW 7	53 Christopher MAYHEW	14 Hans BAUMHARDT
ROW 6	89 Simon JONES	8 Paul McNEILLY
ROW 5	28 Will PRICE	22 Donald CANARD
ROW 4	30 Dave CARR	59 Nigel HANNAM
ROW 3	71 Steve QUICK	57 Neil STOTHERT
ROW 2	44 Stu MALT	34 James PROCTOR
ROW 1	43 Phil STRATTON LAKE	63 Paul BAKER
Pole		
		

Brands Hatch Indy
Circuit Length = 1.1986 miles

These results are provisional until the conclusion of any judicial and technical matters.

Clerk of Course :		Timekeeper :

Lotus on Track Elise Trophy - Final D

RACE 20 - CLASSIFICATION

POS	NO	CL	NAME	ENTRY	LAPS	TIME	GAP	DIFF	MPH	BEST	ON
1	71	B	Steve QUICK	Lotus Elise S1	21	20:00.384			75.48	55.461	13
2	43	B	Phil STRATTON LAKE	Lotus Elise S1	21	20:01.609	1.225	1.225	75.41	56.154	13
3	97	A	Andy DOLAN	Lotus Elise S1	21	20:07.154	6.770	5.545	75.06	56.250	19
4	18	A	Steve WILLIAMS	Lotus Elise S1	21	20:09.242	8.858	2.088	74.93	54.795	19
5	44	B	Stu MALT	Lotus Elise S1	21	20:12.402	12.018	3.160	74.74	56.556	11
6	14	A	Hans BAUMHARDT	Lotus Elise S2	21	20:14.163	13.779	1.761	74.63	56.107	13
7	78	B	Ben PITCH	Lotus Elise S1	21	20:16.219	15.835	2.056	74.50	55.863	17
8	23	B	Gary BROAD	Lotus Elise S1	21	20:16.380	15.996	0.161	74.49	55.508	6
9	45	A	Peter DRIVER	Lotus Elise S1	21	20:17.155	16.771	0.775	74.44	55.843	21
10	4	B	Nigel AYRES	Lotus Elise S1	21	20:18.324	17.940	1.169	74.37	56.463	7
11	30	B	Dave CARR	Lotus Elise S1	21	20:20.416	20.032	2.092	74.25	56.675	13
12	13	B	Matthew BARTLETT	Lotus Elise S1	21	20:20.910	20.526	0.494	74.22	56.368	19
13	70	A	Marcus JEWELL	Lotus Elise S2 R	21	20:21.561	21.177	0.651	74.18	55.544	15
14	59	A	Nigel HANNAM	Lotus Elise S1	21	20:24.349	23.965	2.788	74.01	56.153	14
15	22	A	Donald CANARD	Lotus Elise S1	21	20:24.589	24.205	0.240	73.99	56.306	13
16	8	A	Paul McNEILLY	Lotus Elise S1	21	20:26.466	26.082	1.877	73.88	56.503	7
17	29	A	Greg NOBLE	Lotus Elise S1	21	20:30.799	30.415	4.333	73.62	55.713	5
18	27	INV	Steven GROVE	Lotus Elise S1 (NA Honda)	21	20:33.894	33.510	3.095	73.43	55.950	16
19	34	A	James PROCTOR	Lotus Exige S2	21	20:35.265	34.881	1.371	73.35	55.963	14
20	93	INV	Vitthal CHAUHAN	Lotus Elise S1	21	20:53.444	53.060	18.179	72.29	56.316	8
21	63	A	Paul BAKER	Lotus Elise S1	21	20:55.207	54.823	1.763	72.19	56.956	5
22	28	B	Will PRICE	Lotus Elise S1	20	20:23.282	1 lap	1 lap	70.54	57.238	3
23	89	B	Simon JONES	Lotus Elise S1	20	20:42.022	1 lap	18.740	69.48	59.919	12
24	53	B	Christopher MAYHEW	Lotus Elise S2	19	20:59.948	2 laps	1 lap	65.07	1:01.755	17

NOT CLASSIFIED

DNF	57	A	Neil STOTHERT	Lotus Elise S1	14	13:49.177	7 laps	5 laps	72.85	56.397	7
DNF	58	A	Adam BEWSEY	Lotus Elise S1	7	7:00.174	14 laps	7 laps	71.88	56.774	7

FASTEST LAP

18	A	Steve WILLIAMS	Lotus Elise S1	19	54.795	78.74 mph	126.73 kph
27	INV	Steven GROVE	Lotus Elise S1 (NA Honda)	16	55.950	77.12 mph	124.11 kph
71	B	Steve QUICK	Lotus Elise S1	13	55.461	77.80 mph	125.21 kph

Car No 31 - Excluded from Result - C.1.1.5 / G.5.3.

Weather / Track : Bright / Dry

These results are provisional until the conclusion of any judicial and technical matters.

Brands Hatch Indy
Circuit Length = 1.1986 miles
Start: 15:54 End: 16:19

Clerk of Course :	Timekeeper :
-------------------	--------------

Lotus on Track Elise Trophy - Final D

RACE 20 - LAP CHART

Lap 1			Lap 2			Lap 3			Lap 4			Lap 5		
No	Behind	Laptime	No	Behind	Laptime	No	Behind	Laptime	No	Behind	Laptime	No	Behind	Laptime
43		1:06.054	43		56.955	43		56.640	43		56.355	43		56.476
63	1.056	1:07.110	63	1.224	57.123	71	0.833	56.218	71	0.989	56.511	71	0.841	56.328
44	1.358	1:07.412	71	1.255	56.738	63	1.770	57.186	63	2.520	57.105	63	3.000	56.956
71	1.472	1:07.526	44	1.943	57.540	44	2.375	57.072	44	2.881	56.861	44	3.206	56.801
30	1.950	1:08.004	30	2.753	57.758	30	3.169	57.056	29	4.292	56.387	29	3.529	55.713
28	3.039	1:09.093	28	3.464	57.380	28	4.062	57.238	30	4.597	57.783	30	5.147	57.026
4	3.340	1:09.394	4	3.807	57.422	29	4.260	57.045	4	5.028	56.798	4	5.506	56.954
29	4.474	1:10.528	29	3.855	56.336	4	4.585	57.418	97	5.476	56.676	97	5.608	56.608
57	4.528	1:10.582	57	4.663	57.090	97	5.155	56.864	28	5.564	57.857	45	11.249	1:00.703
8	5.240	1:11.294	97	4.931	56.513	31	6.226	57.055	31	6.160	56.289	78	11.745	59.773
31	5.331	1:11.385	31	5.811	57.435	57	6.248	58.225	45	7.022	56.684	14	11.947	1:00.195
97	5.373	1:11.427	45	6.809	57.413	45	6.693	56.524	57	8.109	58.216	13	12.786	58.877
45	6.351	1:12.405	14	7.321	57.329	14	7.478	56.797	14	8.228	57.105	8	13.893	58.752
14	6.947	1:13.001	78	8.001	57.359	78	7.743	56.382	78	8.448	57.060	58	13.919	58.114
34	7.402	1:13.456	8	8.539	1:00.254	13	9.363	57.337	13	10.385	57.377	57	14.303	1:02.670
78	7.597	1:13.651	13	8.666	57.715	8	10.002	58.103	8	11.617	57.970	22	15.701	57.956
59	7.838	1:13.892	59	9.370	58.487	59	10.716	57.986	58	12.281	57.635	59	16.322	58.524
13	7.906	1:13.960	58	9.547	57.971	58	11.001	58.094	22	14.221	58.684	34	16.382	58.444
22	8.397	1:14.451	22	10.085	58.643	22	11.892	58.447	59	14.274	59.913	18	21.689	55.803
58	8.531	1:14.585	34	10.838	1:00.391	34	12.161	57.963	34	14.414	58.608	23	22.805	55.860
89	10.481	1:16.535	89	15.323	1:01.797	89	20.206	1:01.523	18	22.362	56.061	93	25.755	56.581
53	11.842	1:17.896	53	18.256	1:03.369	18	22.656	55.849	23	23.421	55.989	70	26.391	56.788
93	23.359	1:29.413	93	22.888	56.484	93	23.610	57.362	93	25.650	58.395	27	26.534	56.833
18	23.890	1:29.944	18	23.447	56.512	23	23.787	56.555	70	26.079	58.162	28	32.126	1:23.038
23	24.374	1:30.428	23	23.872	56.453	70	24.272	56.623	27	26.177	57.956	89	32.945	1:03.195
70	24.935	1:30.989	70	24.289	56.309	27	24.576	56.666	89	26.226	1:02.375	53	44.394	1:05.138
27	25.415	1:31.469	27	24.550	56.090	53	28.665	1:07.049	53	35.732	1:03.422			

Lotus on Track Elise Trophy - Final D
RACE 20 - LAP CHART

Lap 6			Lap 7			Lap 8			Lap 9			Lap 10		
No	Behind	Laptime	No	Behind	Laptime	No	Behind	Laptime	No	Behind	Laptime	No	Behind	Laptime
43		56.663	43		56.720	43		56.474	43		56.505	43		56.922
71	0.326	56.148	71	0.290	56.684	71	0.376	56.560	71	0.306	56.435	71	0.425	57.041
29	4.339	57.473	29	3.539	55.920	29	3.591	56.526	97	7.599	57.539	97	7.856	57.179
44	5.197	58.654	44	5.873	57.396	53	1 LAP	1:06.030	44	8.864	58.982	44	9.424	57.482
30	5.568	57.084	30	6.152	57.304	44	6.387	56.988	30	9.627	58.214	30	9.991	57.286
97	5.713	56.768	97	6.449	57.456	97	6.565	56.590	4	10.146	58.370	4	10.449	57.225
4	7.865	59.022	4	7.608	56.463	30	7.918	58.240	14	17.014	1:00.112	14	17.128	57.036
45	11.758	57.172	45	11.898	56.860	4	8.281	57.147	78	17.256	59.911	78	17.423	57.089
78	12.420	57.338	14	12.119	56.415	45	12.769	57.345	45	17.624	1:01.360	45	18.265	57.563
14	12.424	57.140	78	12.425	56.725	14	13.407	57.762	13	17.836	59.660	13	18.855	57.941
13	13.760	57.637	13	14.058	57.018	78	13.850	57.899	8	19.357	58.244	8	19.676	57.241
58	14.257	57.001	58	14.311	56.774	13	14.681	57.097	59	19.762	58.333	59	20.329	57.489
57	15.363	57.723	57	15.040	56.397	8	17.618	58.193	53	1 LAP	1:11.552	18	20.887	57.578
8	16.116	58.886	8	15.899	56.503	59	17.934	57.126	22	20.181	58.314	22	21.021	57.762
22	16.433	57.395	22	16.132	56.419	22	18.372	58.714	18	20.231	58.079	23	21.229	57.334
59	17.402	57.743	59	17.282	56.600	18	18.657	56.494	29	20.730	1:13.644	29	22.121	58.313
34	17.466	57.747	34	17.833	57.087	34	20.263	58.904	23	20.817	57.023	70	25.319	57.532
18	20.496	55.470	18	18.637	54.861	23	20.299	56.073	34	21.474	57.716	34	26.413	1:01.861
63	21.439	1:15.102	23	20.700	55.770	57	20.724	1:02.158	57	21.950	57.731	57	26.952	1:01.924
23	21.650	55.508	63	23.267	58.548	70	24.628	55.854	70	24.709	56.586	63	31.861	1:01.520
70	26.168	56.440	70	25.248	55.800	63	24.719	57.926	63	27.263	59.049	93	32.342	1:01.538
93	26.621	57.529	93	26.707	56.806	93	26.549	56.316	93	27.726	57.682	27	32.834	1:01.984
27	26.937	57.066	27	26.862	56.645	27	27.884	57.496	27	27.772	56.393	53	1 LAP	1:10.778
28	34.137	58.674	28	36.439	59.022	28	38.613	58.648	28	40.882	58.774	28	42.623	58.663
89	37.343	1:01.061	89	41.920	1:01.297	89	46.880	1:01.434	89	51.983	1:01.608			
53	51.896	1:04.165												

Lotus on Track Elise Trophy - Final D
RACE 20 - LAP CHART

Lap 11			Lap 12			Lap 13			Lap 14			Lap 15		
No	Behind	Laptime	No	Behind	Laptime	No	Behind	Laptime	No	Behind	Laptime	No	Behind	Laptime
43		57.071	43		56.705	43		56.154	71		56.676	71		55.981
89	1 LAP	1:02.040	71	0.747	57.202	71	0.054	55.461	43	0.461	57.191	43	0.799	56.319
71	0.250	56.896	89	1 LAP	1:01.390	97	7.593	56.469	53	2 LAPS	1:04.356	97	8.130	56.513
97	7.499	56.714	97	7.278	56.484	89	1 LAP	59.919	97	7.598	56.735	53	2 LAPS	1:03.826
44	8.909	56.556	44	9.300	57.096	44	9.937	56.791	44	10.901	57.694	44	11.801	56.881
30	10.031	57.111	30	10.977	57.651	30	11.498	56.675	89	1 LAP	1:00.115	30	13.593	57.391
4	10.435	57.057	4	11.515	57.785	4	12.157	56.796	30	12.183	57.415	4	13.919	57.320
14	16.409	56.352	14	15.874	56.170	14	15.827	56.107	4	12.580	57.153	14	15.475	56.200
78	16.798	56.446	78	16.108	56.015	78	16.062	56.108	14	15.256	56.159	18	16.399	56.432
45	17.649	56.455	45	17.135	56.191	45	17.022	56.041	78	15.771	56.439	78	17.037	57.247
13	18.510	56.726	18	18.438	55.834	18	17.132	54.848	18	15.948	55.546	89	1 LAP	1:01.246
18	19.309	55.493	13	18.777	56.972	13	19.063	56.440	45	16.884	56.592	45	17.176	56.273
8	19.574	56.969	8	19.854	56.985	23	20.219	56.332	13	18.769	56.436	23	18.645	55.525
59	20.496	57.238	23	20.041	56.117	8	21.520	57.820	23	19.101	55.612	13	19.429	56.641
23	20.629	56.471	59	21.104	57.313	59	21.921	56.971	59	21.344	56.153	59	21.892	56.529
22	21.902	57.952	22	22.254	57.057	22	22.406	56.306	8	22.261	57.471	8	23.033	56.753
29	22.002	56.952	29	22.552	57.255	29	22.851	56.453	22	22.931	57.255	22	23.302	56.352
70	24.733	56.485	70	23.600	55.572	70	23.291	55.845	29	24.014	57.893	70	23.699	55.544
34	25.880	56.538	34	25.563	56.388	34	25.679	56.270	70	24.136	57.575	29	24.812	56.779
57	26.610	56.729	57	26.544	56.639	57	27.065	56.675	34	24.912	55.963	34	25.205	56.274
63	33.874	59.084	93	34.504	57.100	93	34.857	56.507	57	26.753	56.418	27	35.534	56.650
93	34.109	58.838	27	35.079	57.662	27	35.078	56.153	93	34.588	56.461	93	35.546	56.939
27	34.122	58.359	63	36.759	59.590	63	39.150	58.545	27	34.865	56.517	63	43.896	59.124
53	1 LAP	1:04.377	28	45.292	58.230	28	47.113	57.975	63	40.753	58.333	28	50.499	58.249
28	43.767	58.215	53	1 LAP	1:05.612				28	48.231	57.848			

Lotus on Track Elise Trophy - Final D
RACE 20 - LAP CHART

Lap 16			Lap 17			Lap 18			Lap 19			Lap 20		
No	Behind	Laptime	No	Behind	Laptime	No	Behind	Laptime	No	Behind	Laptime	No	Behind	Laptime
71		57.086	71		57.068	71		57.480	71		55.967	71		58.068
43	0.781	57.068	43	1.211	57.498	43	0.923	57.192	43	1.381	56.425	43	0.803	57.490
97	8.147	57.103	97	8.073	56.994	97	6.918	56.325	97	7.201	56.250	28	1 LAP	1:05.158
44	12.770	58.055	44	12.421	56.719	44	12.063	57.122	44	12.657	56.561	97	5.427	56.294
30	14.322	57.815	30	14.624	57.370	18	13.878	56.513	18	12.706	54.795	18	10.013	55.375
4	14.761	57.928	18	14.845	56.852	30	14.739	57.595	14	15.441	56.357	44	11.210	56.621
18	15.061	55.748	14	15.229	57.149	14	15.051	57.302	30	16.806	58.034	14	13.647	56.274
14	15.148	56.759	4	15.815	58.122	4	15.398	57.063	78	17.431	57.704	78	16.274	56.911
78	17.586	57.635	78	16.381	55.863	78	15.694	56.793	4	17.588	58.157	23	16.673	56.824
45	18.165	58.075	45	16.953	55.856	45	16.008	56.535	45	17.712	57.671	45	17.238	57.594
23	19.003	57.444	23	17.705	55.770	23	16.395	56.170	23	17.917	57.489	4	17.562	58.042
13	20.756	58.413	13	20.123	56.435	13	19.282	56.639	13	19.683	56.368	30	18.131	59.393
59	23.248	58.442	70	22.914	55.806	70	21.542	56.108	70	21.675	56.100	13	18.455	56.840
8	23.639	57.692	8	23.894	57.323	8	23.111	56.697	59	24.846	57.261	70	19.683	56.076
89	1 LAP	1:03.986	59	24.016	57.836	59	23.552	57.016	22	25.177	57.319	59	23.199	56.421
70	24.176	57.563	22	24.555	56.810	22	23.825	56.750	8	25.772	58.628	22	23.816	56.707
22	24.813	58.597	89	1 LAP	1:00.559	89	1 LAP	1:00.192	29	31.067	56.613	8	24.960	57.256
53	2 LAPS	1:14.681	29	31.220	1:01.293	29	30.421	56.681	34	33.988	58.207	29	29.823	56.824
34	26.917	58.798	34	31.957	1:02.108	34	31.748	57.271	27	35.047	58.842	27	33.714	56.735
29	26.995	59.269	27	33.351	56.021	27	32.172	56.301	89	1 LAP	1:01.355	34	34.347	58.427
27	34.398	55.950	53	2 LAPS	1:07.309	53	2 LAPS	1:03.090	53	2 LAPS	1:01.755	89	1 LAP	1:00.163
93	35.732	57.272	63	48.791	59.995	63	49.505	58.194	63	51.640	58.102	93	52.608	56.996
63	45.864	59.054	28	53.066	58.840	93	53.004	57.078	93	53.680	56.643	63	52.681	59.109
28	51.294	57.881	93	53.406	1:14.742	28	53.015	57.429				53	2 LAPS	1:02.719

Lotus on Track Elise Trophy - Final D
RACE 20 - LAP CHART

Lap 21		
No	Behind	Laptime
71		56.310
43	1.225	56.732
97	6.770	57.653
18	8.858	55.155
44	12.018	57.118
14	13.779	56.442
78	15.835	55.871
23	15.996	55.633
45	16.771	55.843
4	17.940	56.688
30	20.032	58.211
13	20.526	58.381
70	21.177	57.804
28	1 LAP	1:15.070
59	23.965	57.076
22	24.205	56.699
8	26.082	57.432
29	30.415	56.902
27	33.510	56.106
34	34.881	56.844
89	1 LAP	1:00.232
93	53.060	56.762
63	54.823	58.452
53	2 LAPS	1:02.824